



**OPPA European Social Fund  
Prague & EU: We invest in your future.**

---



**DCGI**

DEPARTMENT OF COMPUTER GRAPHICS AND INTERACTION

# VORONOI DIAGRAM PART II

**PETR FELKEL**

FEL CTU PRAGUE

felkel@fel.cvut.cz

<https://cw.felk.cvut.cz/doku.php/courses/a4m39vg/start>

Based on [Berg], [Reiberg] and [Nandy]

Version from 8.11.2012

# Talk overview

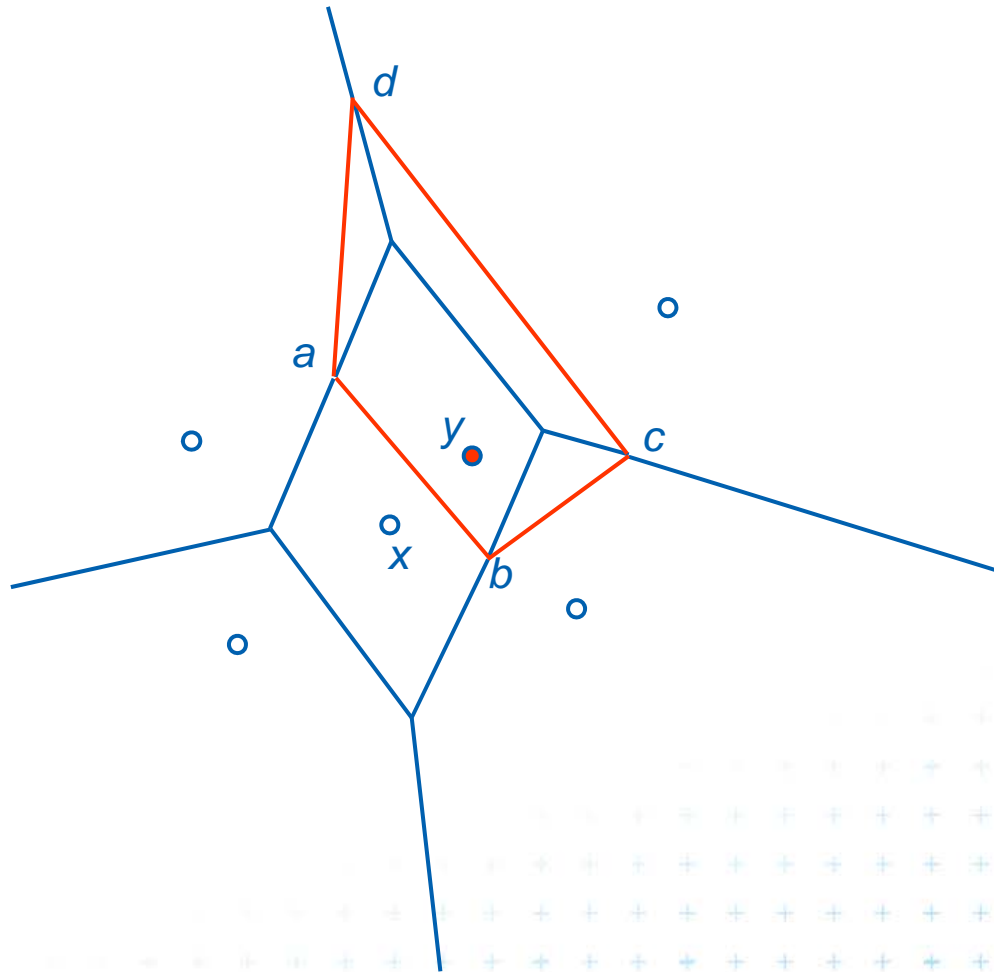
---

- Incremental construction
- Voronoi diagram of line segments
- VD of order  $k$
- Farthest-point VD


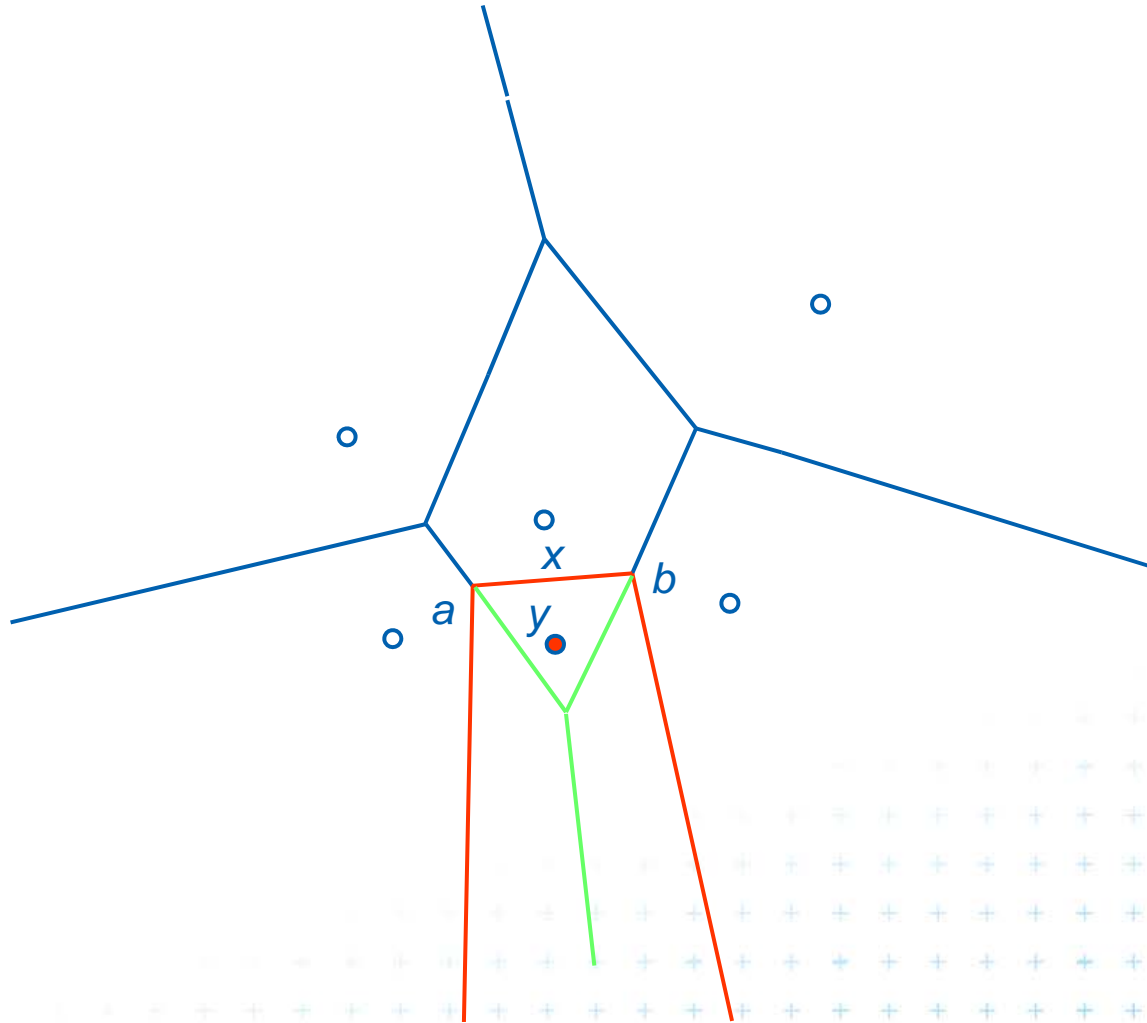


# Incremental construction – bounded cell

---



# Incremental construction – unbounded cell



# Incremental construction algorithm

**InsertPoint( $S, \text{Vor}(S), y$ )** ...  $y$  = a new site

*Input:* Point set  $S$ , its Voronoi diagram, and inserted point  $y \notin S$

*Output:* VD after insertion of  $y$

1. Find the cell  $V(x)$  in which  $y$  falls ... $O(\log n)$
2. Detect the intersections  $\{a,b\}$  of bisector  $L(x,y)$  with boundary of cell  $V(x)$   
 $\Rightarrow$  \* first edge  $e = ab$  on the border of cells of sites  $x$  and  $y$  ... $O(n)$
3.  $p = a$ , site  $z =$  neighbor site across the border with point  $a$  ... $O(1)$
4. **while**( exists( $p$ ) and  $z \neq a$ ) // trace the bisectors from  $a$  in one direction
  - a. Detect the intersection  $c$  of bisector  $L(z,y)$  with  $V(z)$
  - b. Report Voronoi edge  $pc$
  - c.  $p = c$
 ... $O(n^2)$
5. **if**(  $c \neq a$  ) **then**  $p = b$  ... $O(1)$
6. **while**( exists( $p$ ) and  $z \neq a$ ) // trace the bisectors from  $b$  in other direction
  1. Detect the intersection  $c$  of bisector  $L(z,y)$  with  $V(z)$
  2. Report Voronoi edge  $pc$
  3.  $p = c$
 ... $O(n^2)$

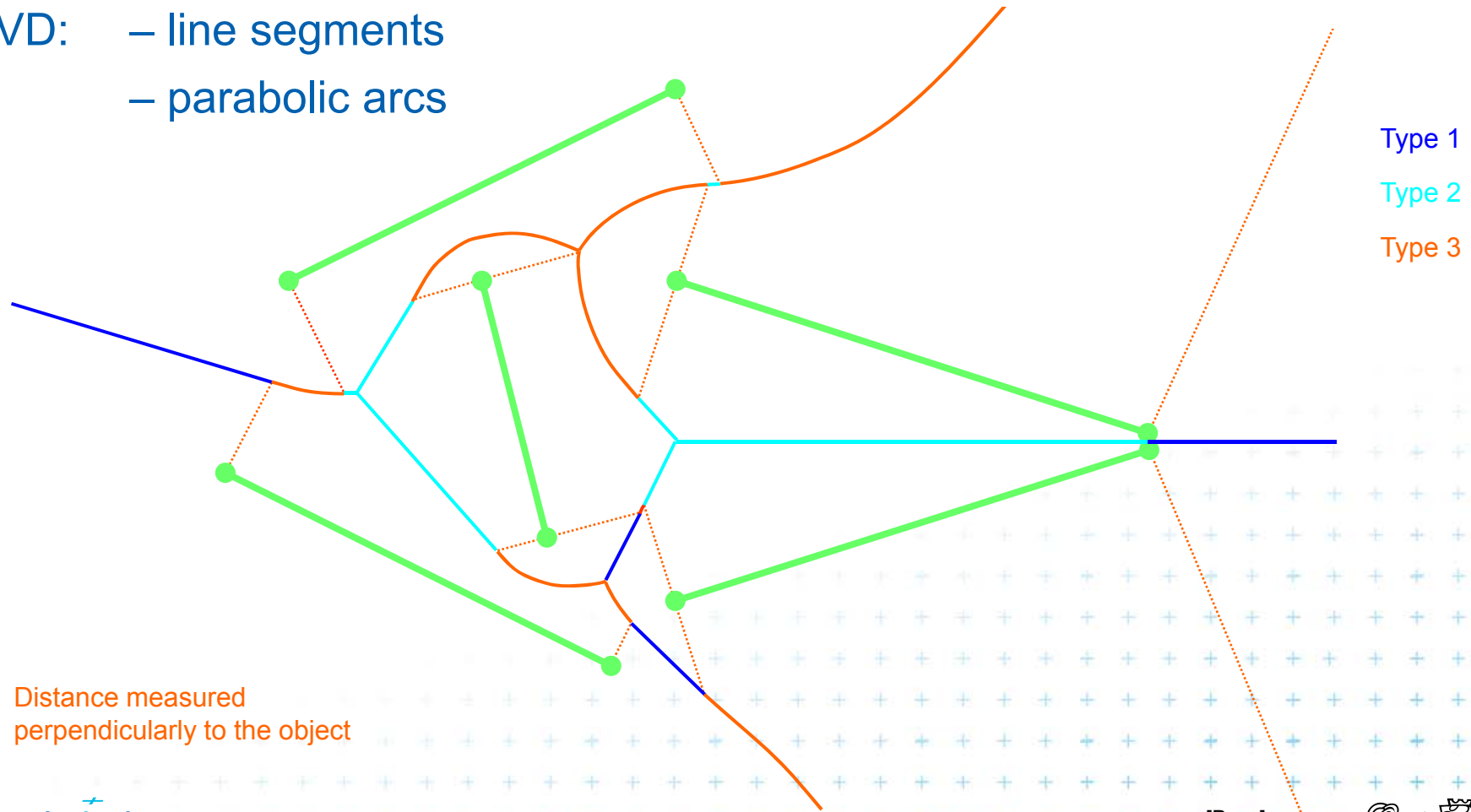
$O(n^2)$  worst-case,  $O(n)$  expected time for some distributions



# Voronoi diagram of line segments

Input:  $S = \{s_1, \dots, s_n\}$  = set of  $n$  disjoint line segments (sites)


VD: – line segments  
– parabolic arcs



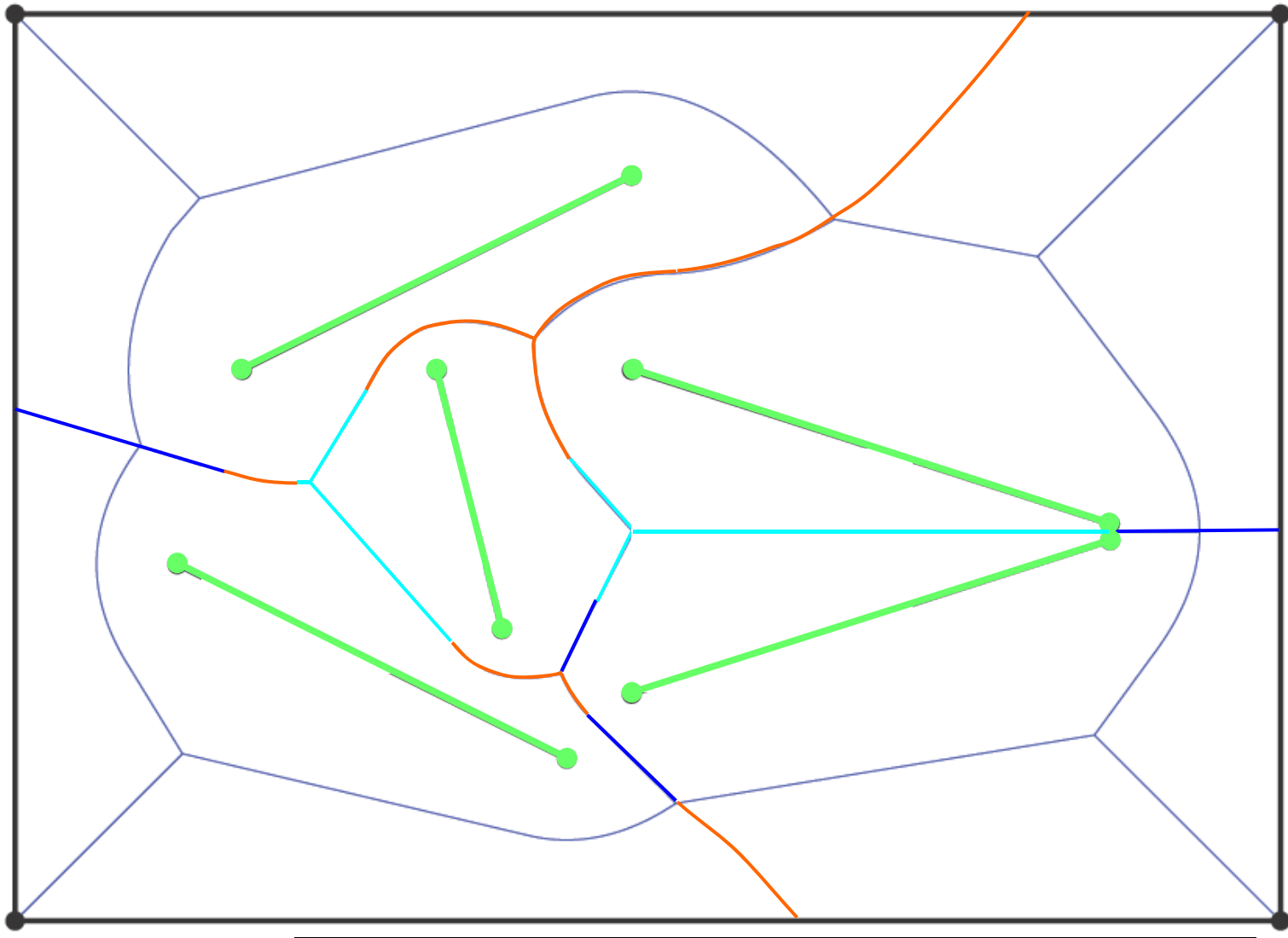
Distance measured  
perpendicularly to the object



[Berg]



# VD of line segments with bounding box



BBOX  
=>  
standard  
DCEL



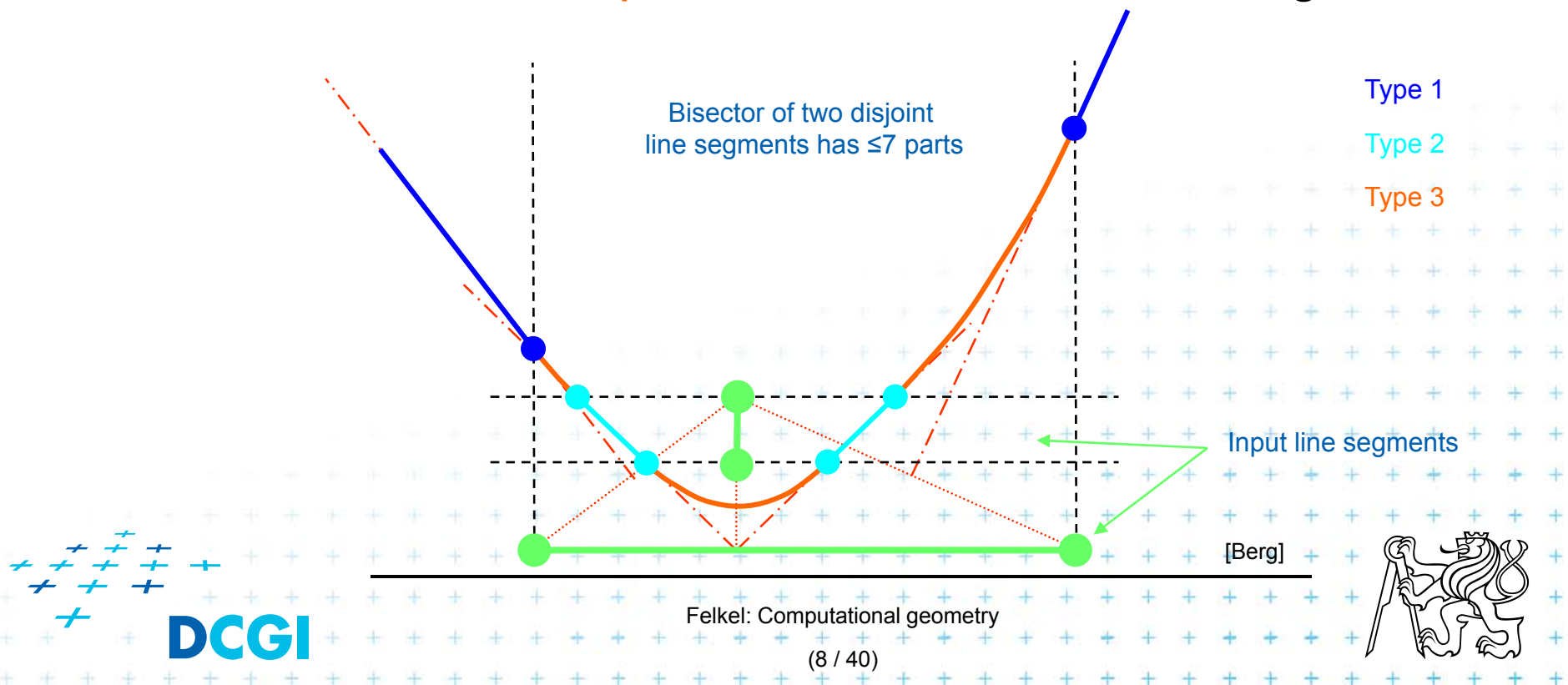


# Bisector of 2 line-segments in detail

- Consists of line segments and parabolic arcs

Distance from point-to-object is measured to the closest point on the object (perpendicularly to the object silhouette)

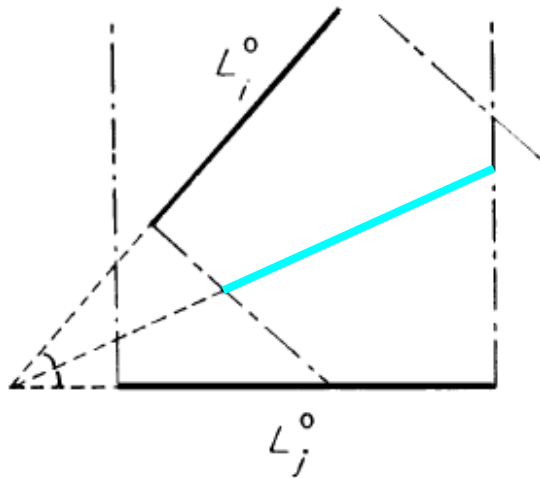
- **Line segment** – bisector of **end-points** or of **interiors**
- **Parabolic arc** – of **point and interior** of a line segment



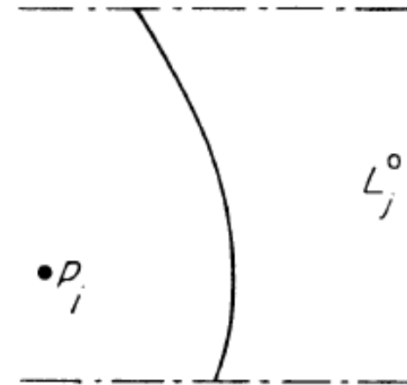
# Bisector in greater details

---

Type 2



Type 3




[Reiberg]

Bisector of two  
line segment interiors

(in intersection of perpendicular slabs only)

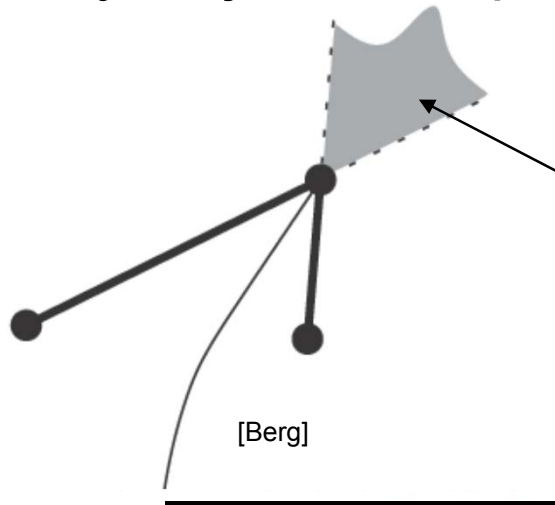
Bisector of (end-)point and  
line segment interior



# Voronoi diagram of line segments

---

- More complex bisectors of line segments
  - line segments and parabolic arcs
- Still combinatorial complexity of  $O(n)$
- Assumptions on the input line segments:
  - non-crossing
  - strictly disjoint end-points (slightly shorten the segm.)



if(we allow touching segments)

Shared endpoints cause complication:

The whole region is equally close to two line segments

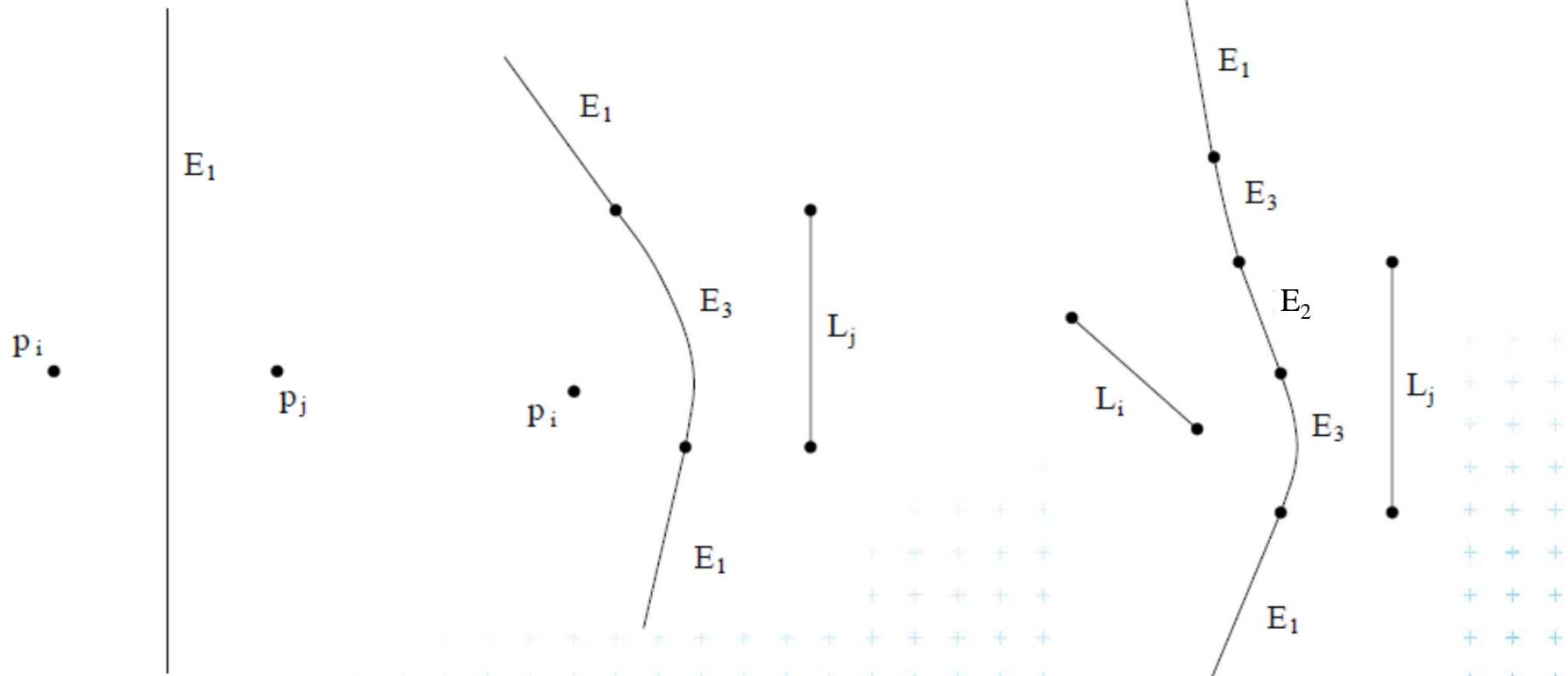


# VD of points and line segments examples

2 points

Point & segment

2 line segments

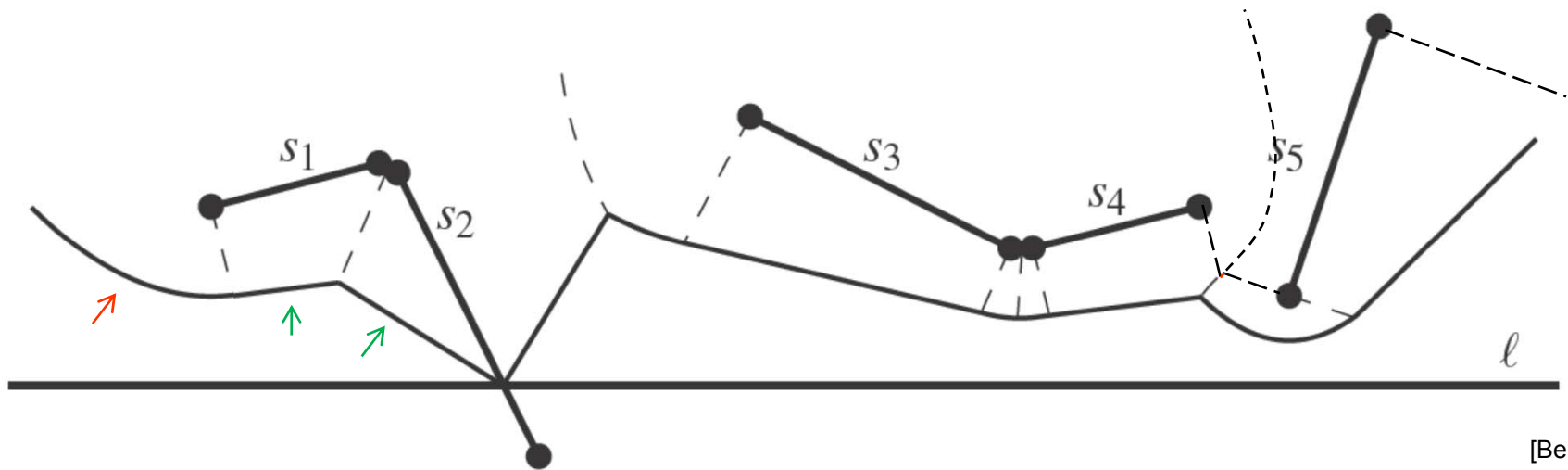


[Reiberg]



# Beach line

Note: site = line segment



= Points with **distance** to the closest site above sweep line  $l$  equal to the distance to  $l$

## ■ Beach line contains

- **parabolic arcs** when closest to one site end-point
- **straight line segments** when closest to a site interior (just the part of interior above  $l$  for intersection  $s$  with  $l$ )

(This is the shape of the beach line)



# Beach line breakpoints types

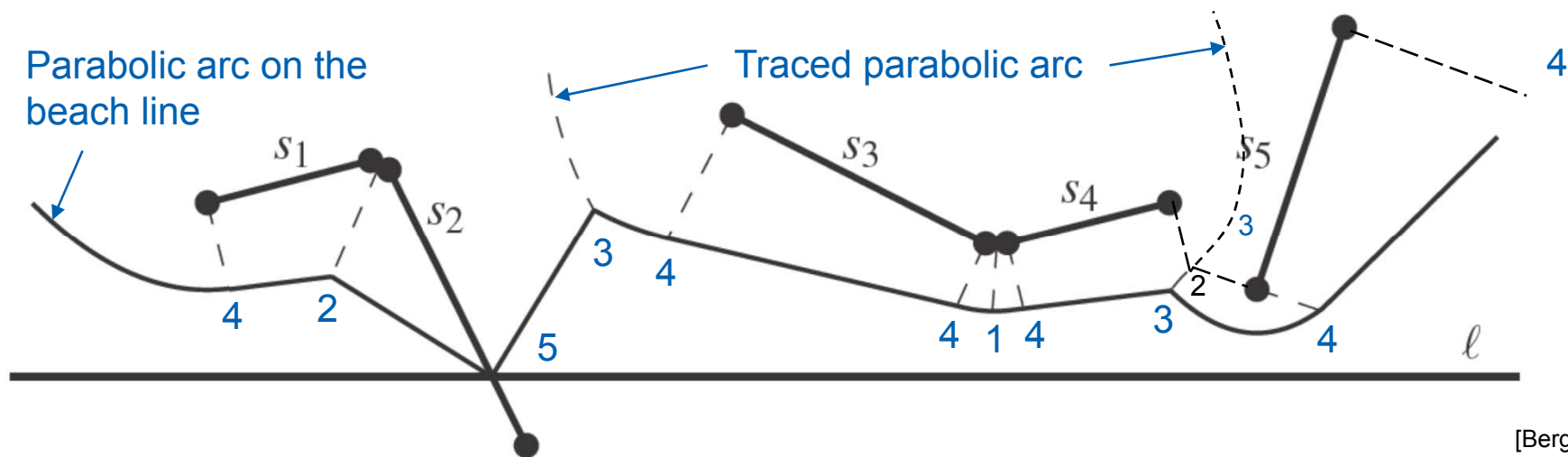
---

- Point  $p$  is equidistant from  $l$  and (equidistant and closest to)
  1. two site end-points => traces a **VD line segment**
  2. two site interiors => traces a **VD line segment**
  3. end-point and interior => traces a **VD parabolic arc**
  4. one site end-point => traces a line segment (border of the slab perpendicular to the site)
  5. site interior intersects the scan line  $l$  => intersection traces a line segment

Cases 4 and 5 involve only one site and therefore do not form a Voronoi diagram arc (used by alg. only)



# Breakpoints types and what they trace




[Berg]

- 1,2 trace a line segment (part of VD edge) DRAW
- 3 traces a parabolic arc (part of VD edge) DRAW
- 4,5 trace a line segment (used only by the algorithm) MOVE
  - 4 limits the slab perpendicular to the line segment
  - 5 traces the intersection of input segment with a sweep line



(This is the shape of the traced VD arcs)

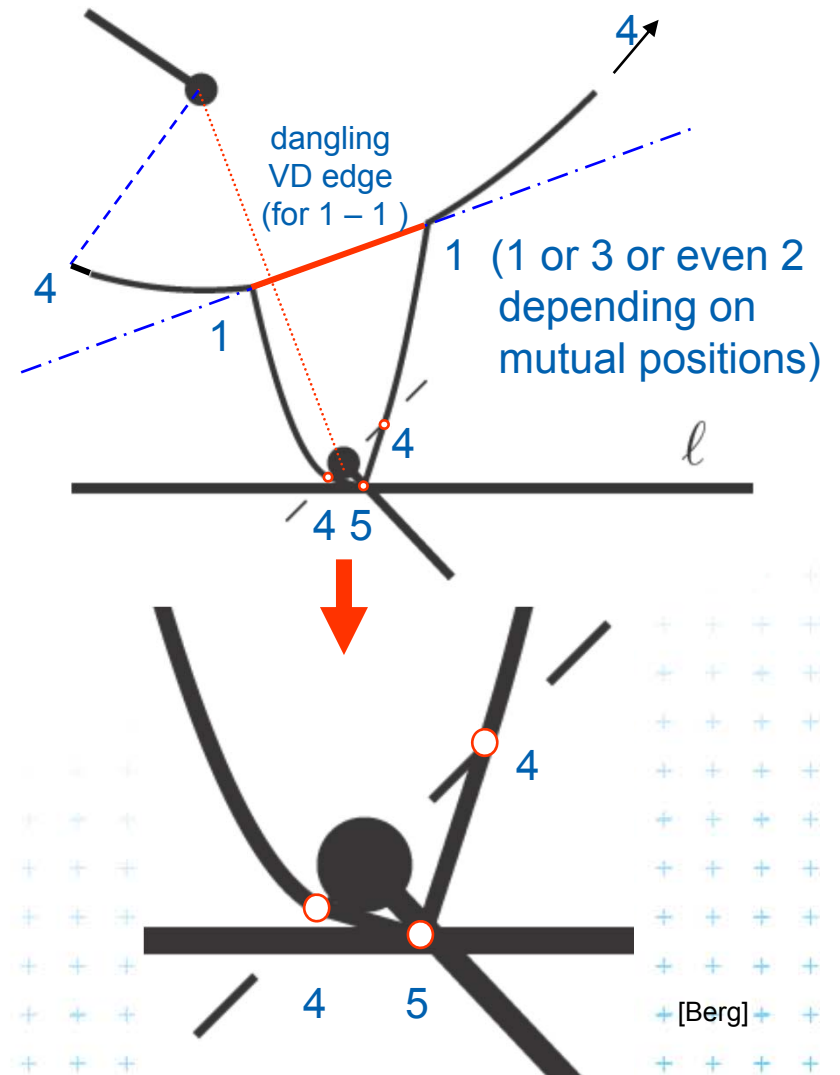




# Site event – sweep line reaches an endpoint

I. At **upper endpoint** of 

- Arc above is split into two
- 4 new arcs are created (2 segments + 2 parabolas)
- Breakpoints for 2 **segments** are of type 4-5-4
- Breakpoints for **parabolas** depend on the surrounding sites
  - Type 1 for two end-points
  - Type 3 for endpoint and interior
  - etc...

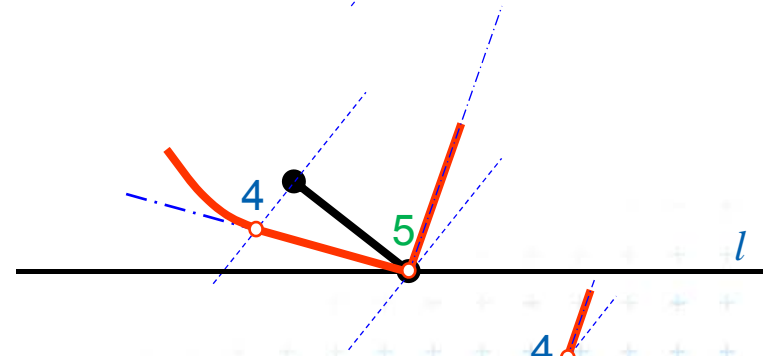
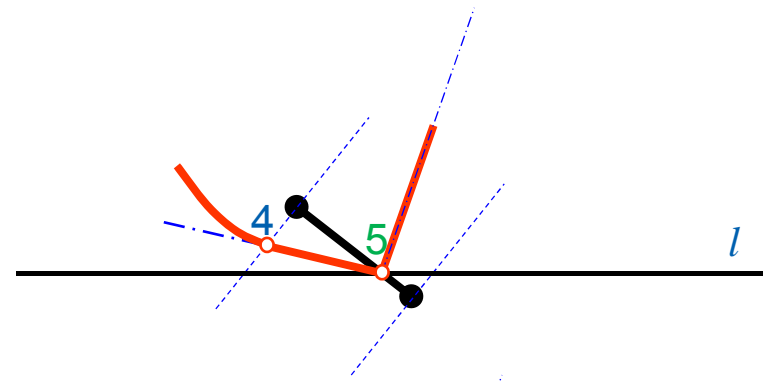





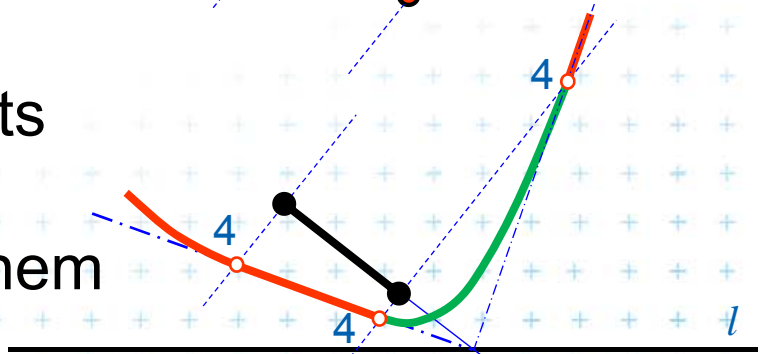
# Site event – sweep line reaches an endpoint

II. At **lower endpoint** of 

- Intersection with interior  
(**breakpoint of type 5**)



- is replaced by two breakpoints  
(of type 4)  
with **parabolic arc** between them



# Circle event – lower point of circle of 3 sites

---

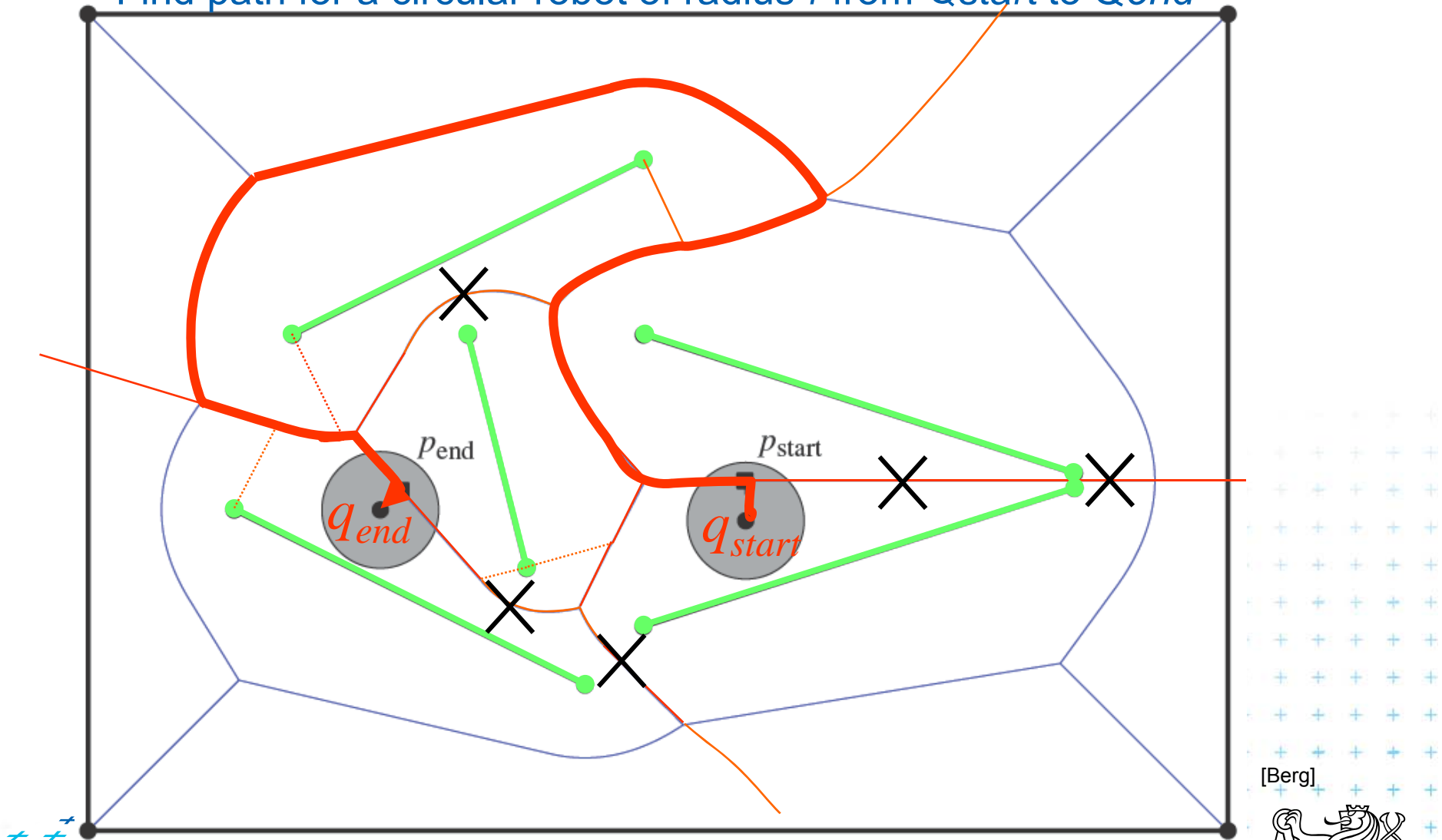
- Two breakpoints meet (on the beach-line)
- Solution depends on their type
  - Any of first three types meet
    - 3 sites involved – Voronoi vertex created
  - Type 4 with something else
    - two sites involved – breakpoint changes its type
    - Voronoi vertex not created  
(Voronoi edge may change its shape)
  - Type 5 with something else
    - never happens for disjoint segments  
(meet with type 4 happens before)



# Motion planning example - retraction

Rušení hran

Find path for a circular robot of radius  $r$  from  $Q_{start}$  to  $Q_{end}$



[Berg]



# Motion planning example - retraction Rušení hran

---

Find path for a circular robot of radius  $r$  from  $Q_{start}$  to  $Q_{end}$

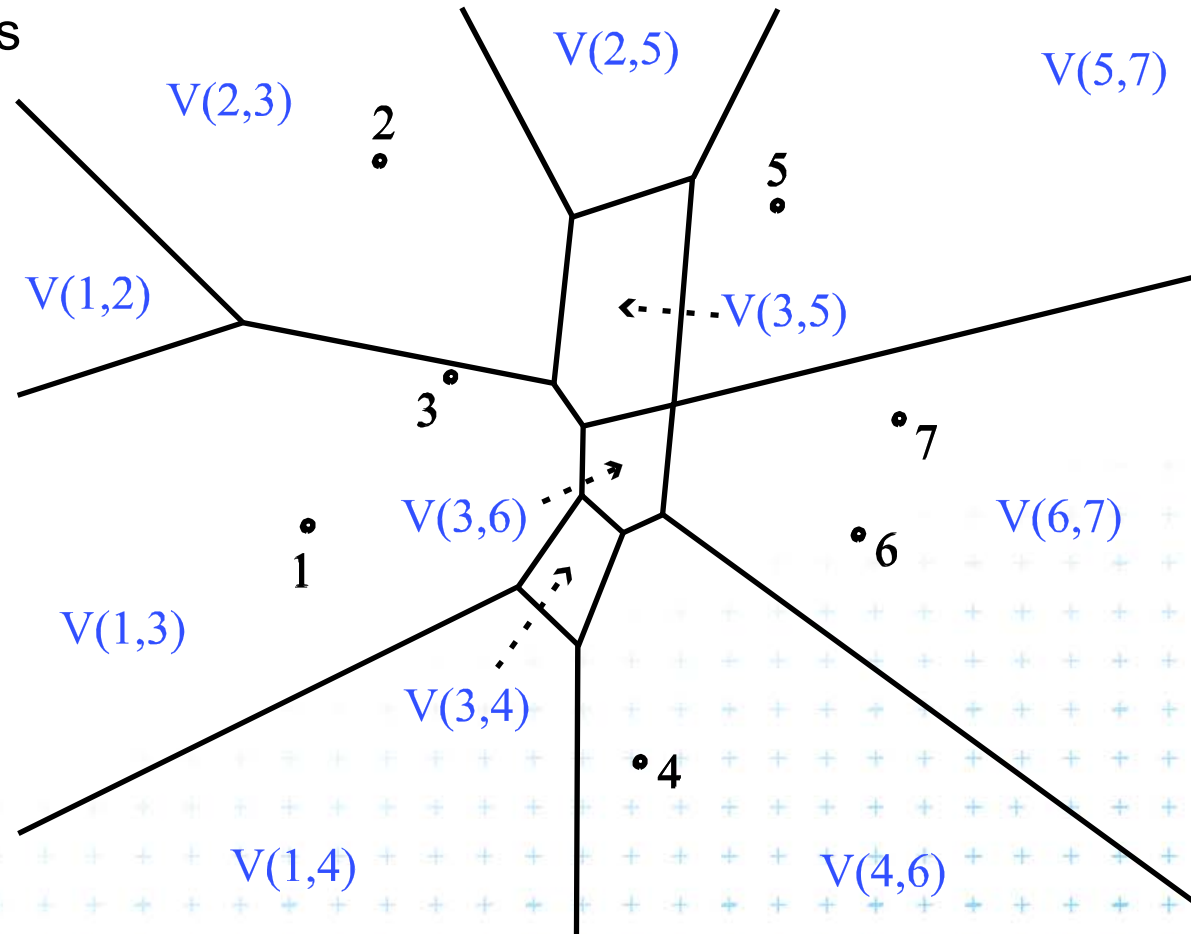
- Create Voronoi diagram of line segments, take it as a graph
- Project  $Q_{start}$  to  $P_{start}$  on VD and  $Q_{end}$  to  $P_{end}$
- Remove segments with distance to sites smaller than radius  $r$  of a robot
- Depth first search if path from  $P_{start}$  to  $P_{end}$  exists
- Report path  $Q_{start} P_{start} \dots path \dots P_{end} Q_{end}$
  
- $O(n \log n)$  time using  $O(n)$  storage



# Order-2 Voronoi diagram

$V(p_i, p_j)$  : the set of points of the plane closer to each of  $p_i$  and  $p_j$  than to any other site

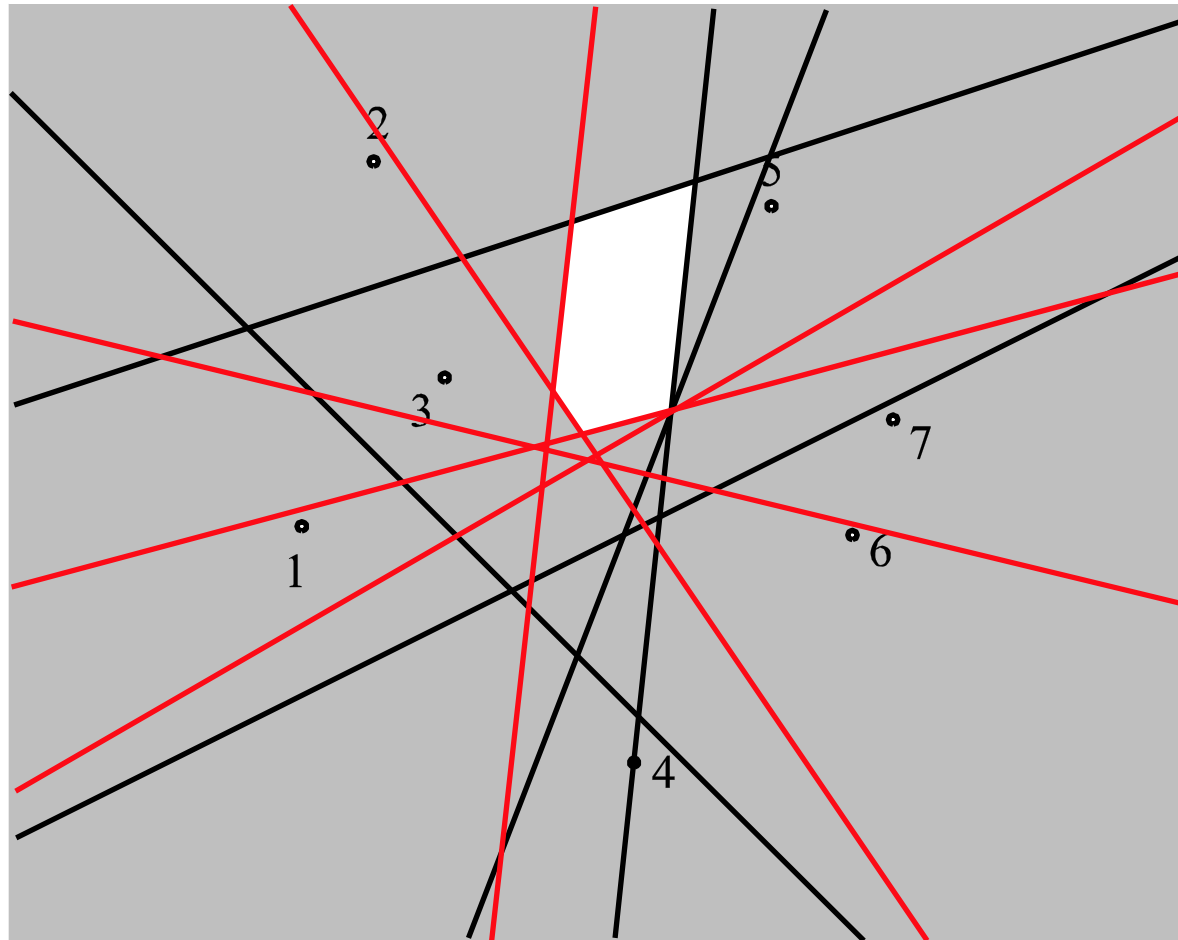
Property  
The order-2 Voronoi regions are convex



[Nandy]




# Construction of $V(3,5)$



[Nandy]

Intersection of all halfplanes  
except  $H(3,5)$  and  $H(5,3)$

$$\bigcap_{x \neq 5} h(3, x) \cap \bigcap_{x \neq 3} h(5, x)$$



# Order-2 Voronoi edges


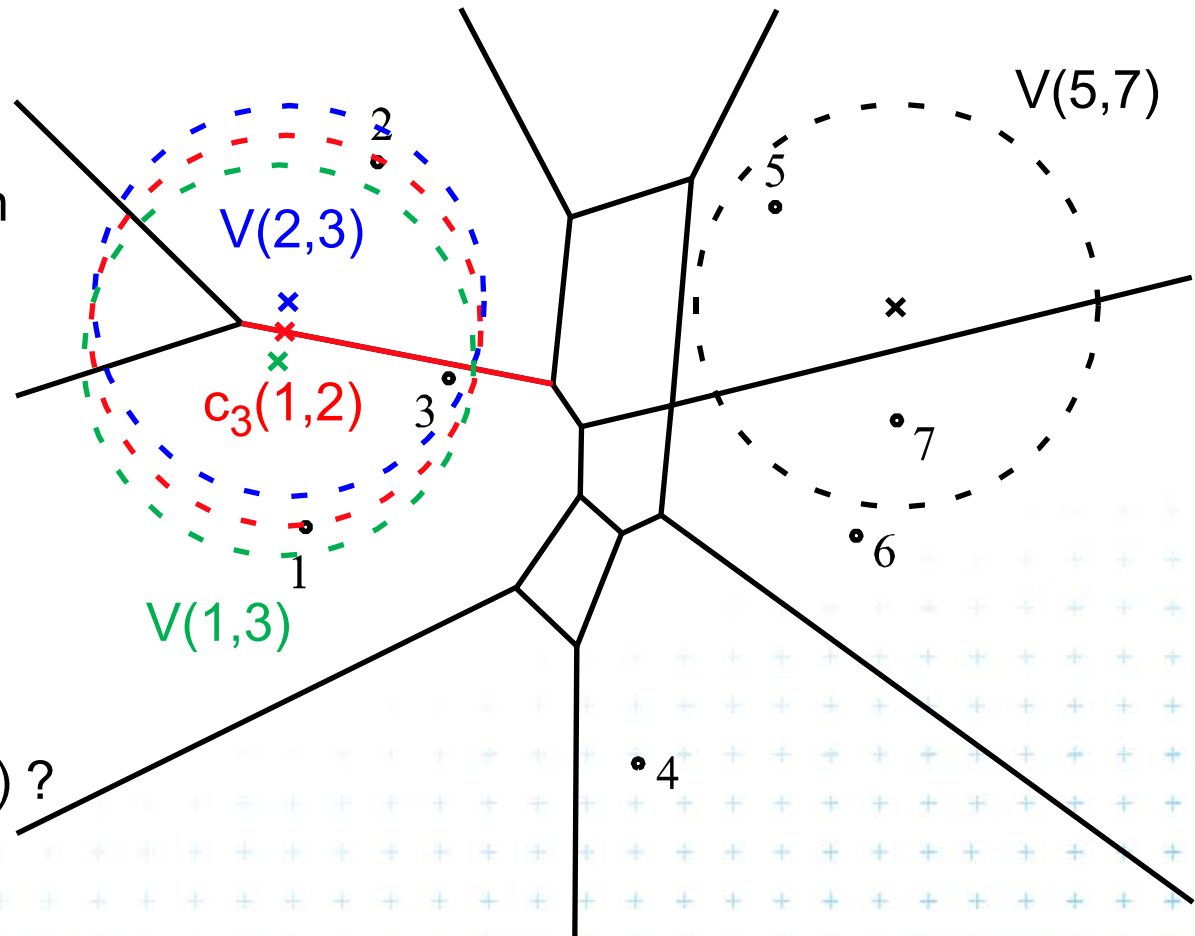
edge : set of centers of circles passing through 2 sites  $s$  and  $t$  and containing 1 site  $p$

$$\Rightarrow c_p(s,t)$$

Question

Which are the regions on both sides of  $c_p(s,t)$  ?

$$\Rightarrow V(p,s) \text{ and } V(p,t)$$



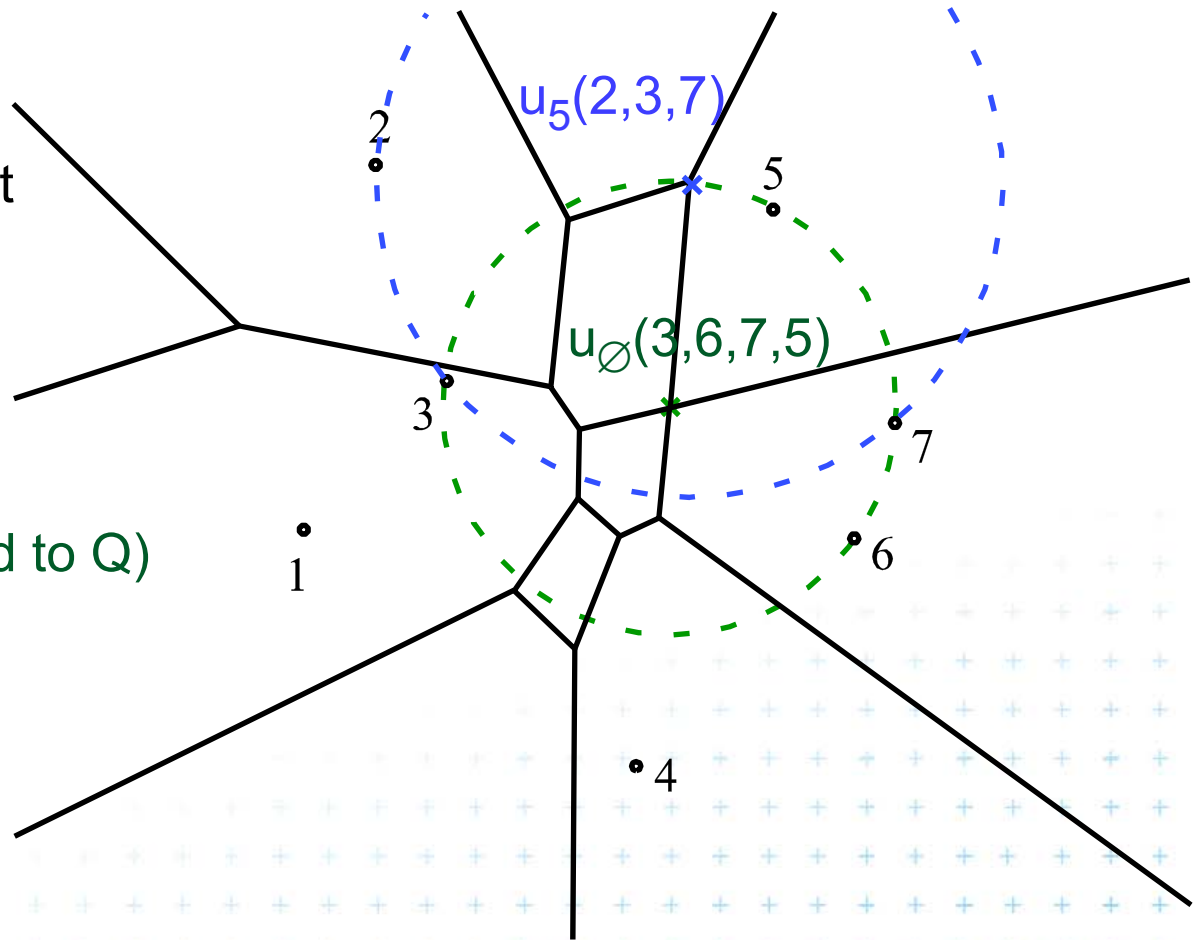


# Order-2 Voronoi vertices


vertex : center of a circle passing through at least 3 sites and containing either 1 or 0 site

$\Rightarrow u_p(Q)$  or  $u_\emptyset(Q \cup p)$

(circle circumscribed to  $Q$ )



[Nandy]



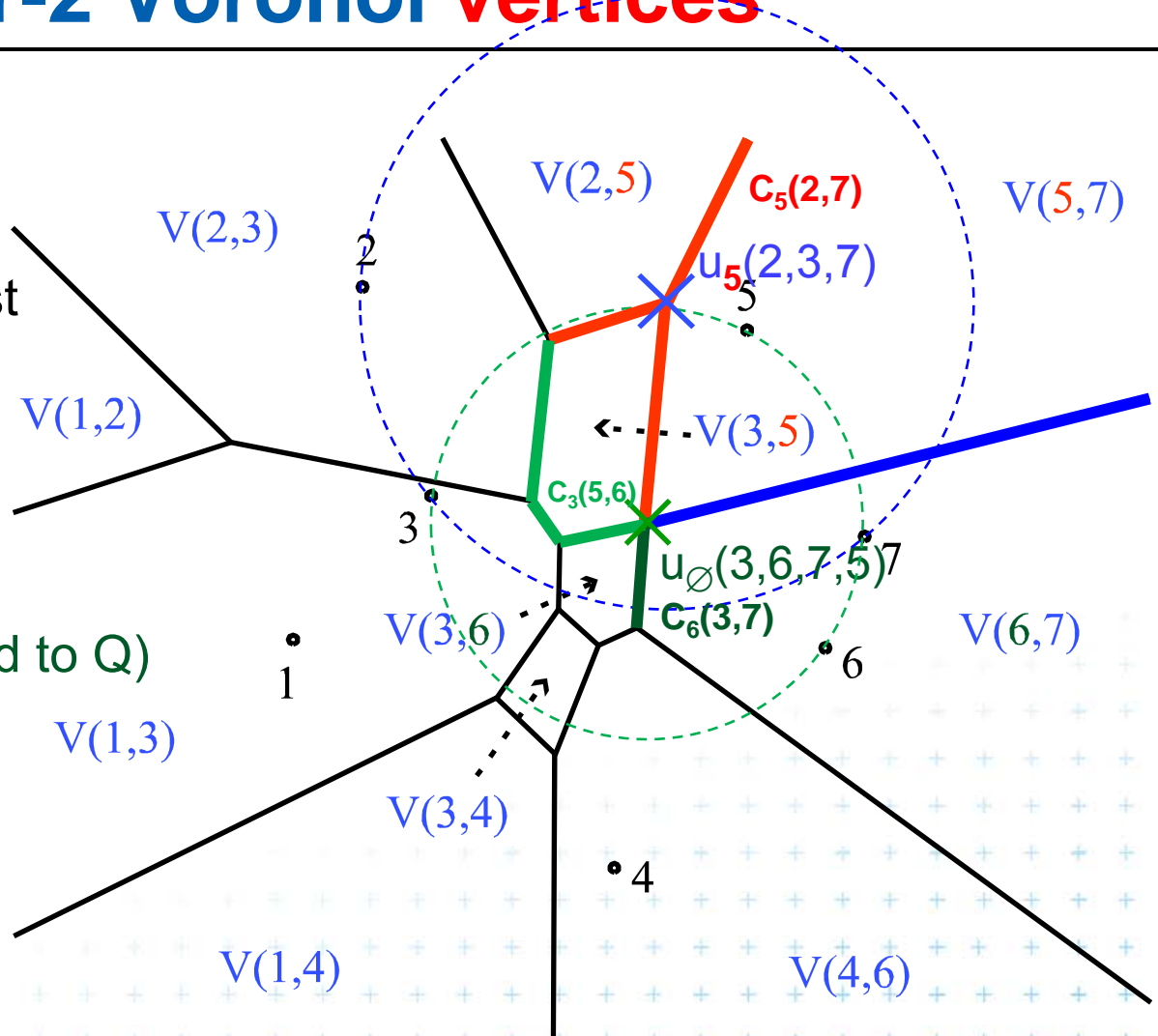


# Types of order-2 Voronoi vertices

vertex : center of a circle passing through at least 3 sites and containing either 1 or 0 site

=>  $u_p(Q)$  or  $u_{\emptyset}(Q \cup p)$

(circle circumscribed to  $Q$ )



[Nandy]



# Order-k Voronoi Diagram

## Theorem

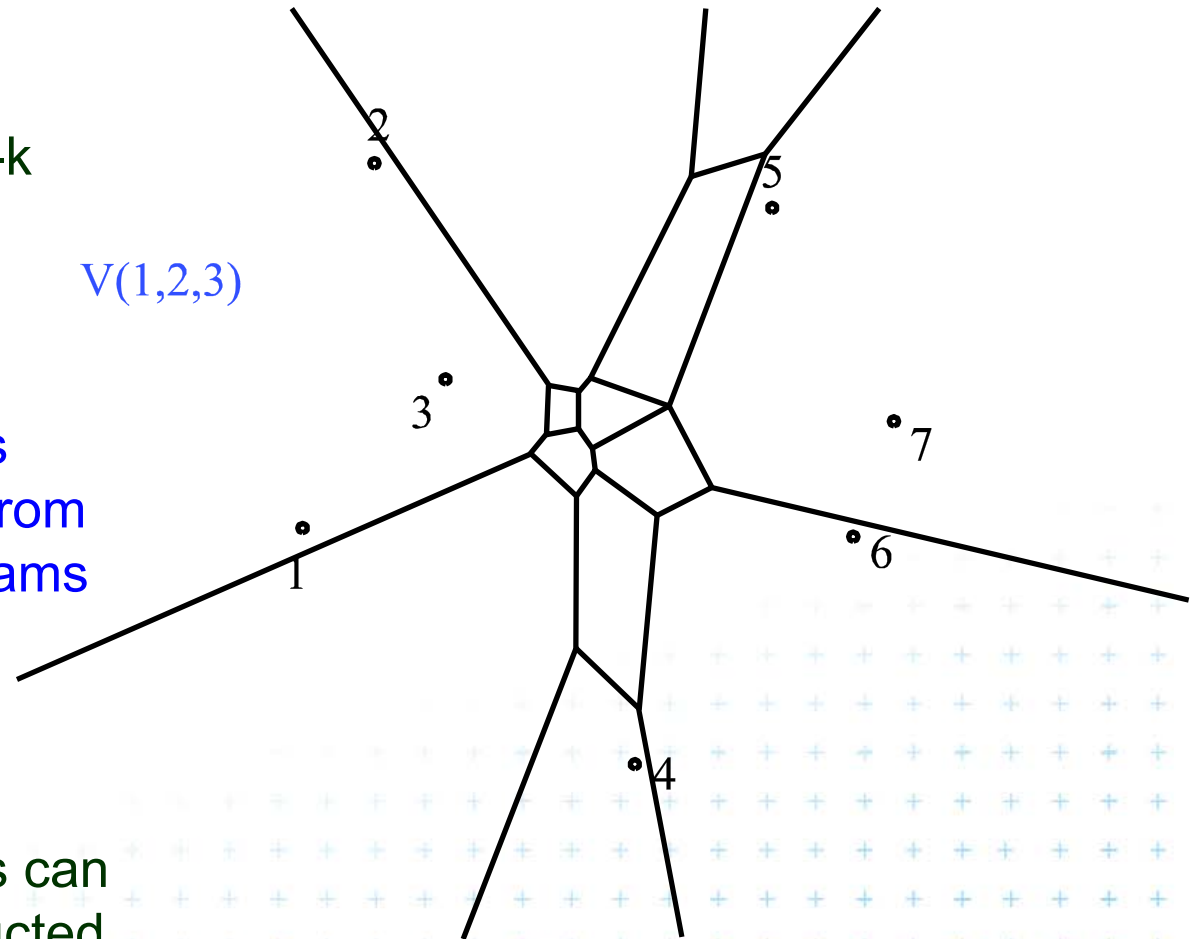
The size of the order-k diagrams is  $O(k(n-k))$

## Theorem

The order-k diagrams can be constructed from the order-(k-1) diagrams in  $O(k(n-k))$  time

## Corollary

The order-k diagrams can be iteratively constructed in  $O(n \log n + k^2(n-k))$  time



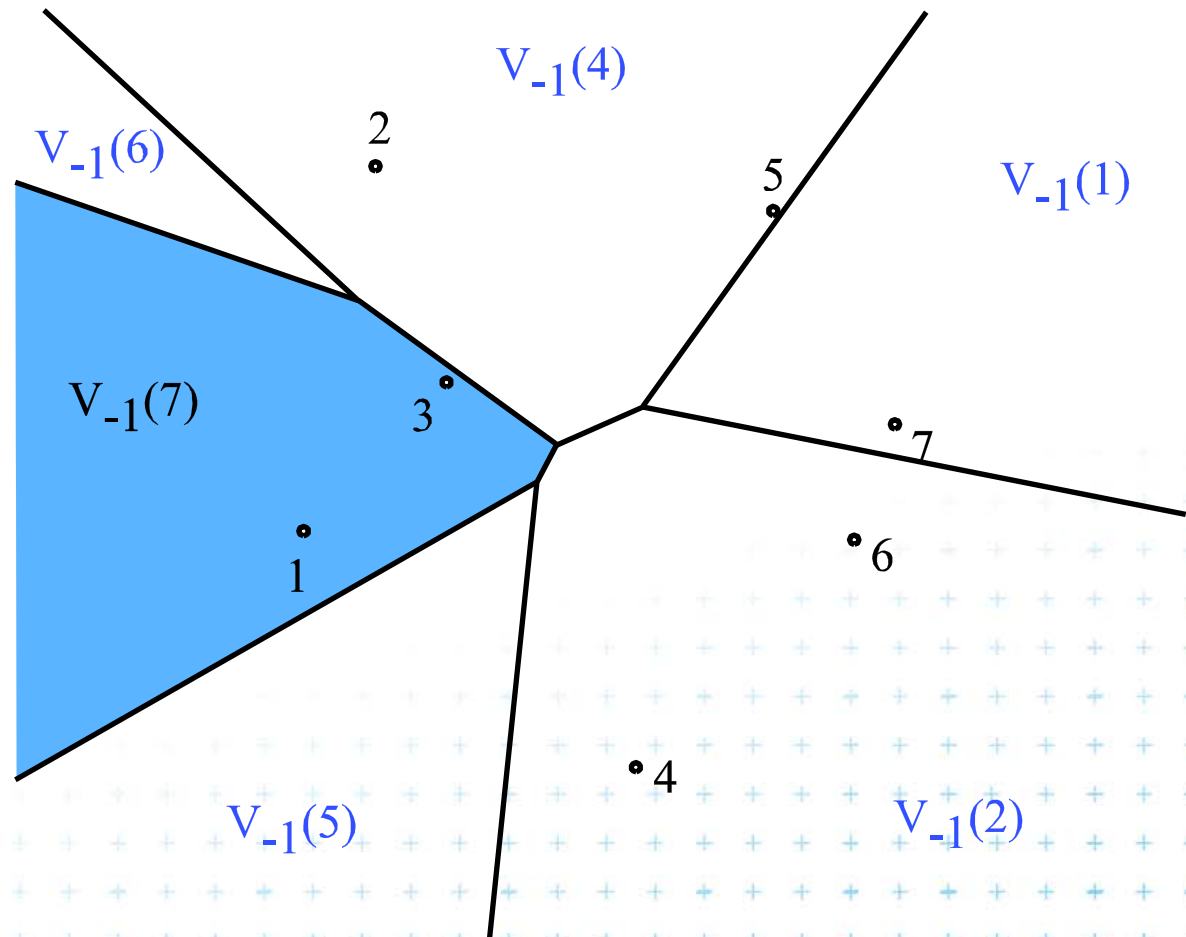
[Nandy]



# Order n-1 = Farthest-point Voronoi diagram

cell  $V_{-1}(7) = V_{n-1}(\{1,2,3,4,5,6\})$   
= set of points in the plane farther from  $p_i=7$  than from any other site

$Vor_{-1}(P) = Vor_{n-1}(P)$   
= partition of the plane formed by the farthest point Voronoi regions, their edges, and vertices

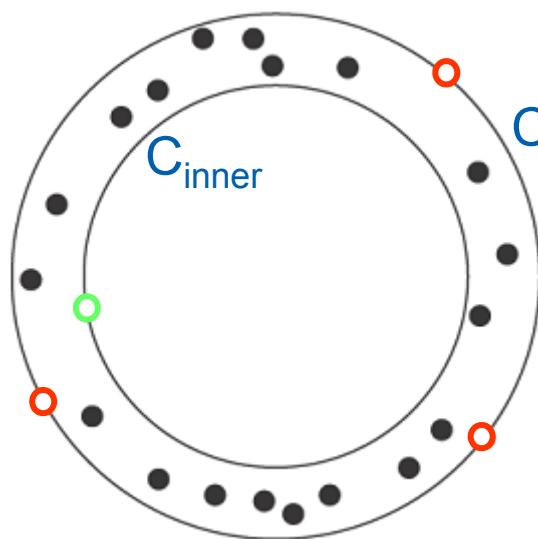


# Farthest-point Voronoi diagrams example

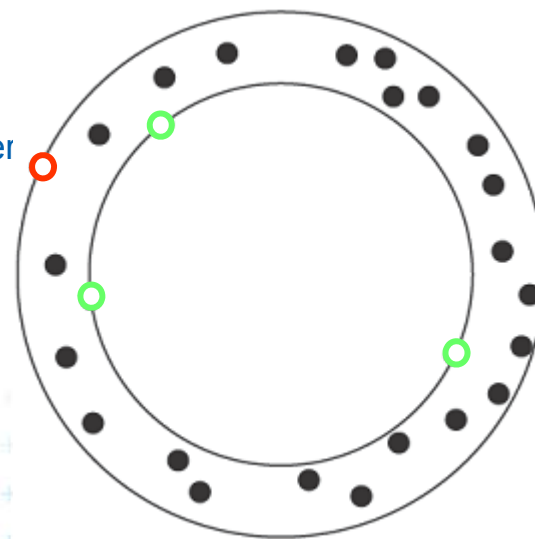
## Roundness of manufactured objects

- Input: set of measured points in 2D
- Output: width of the smallest-width annulus (region between two concentric circles  $C_{inner}$  and  $C_{outer}$ )

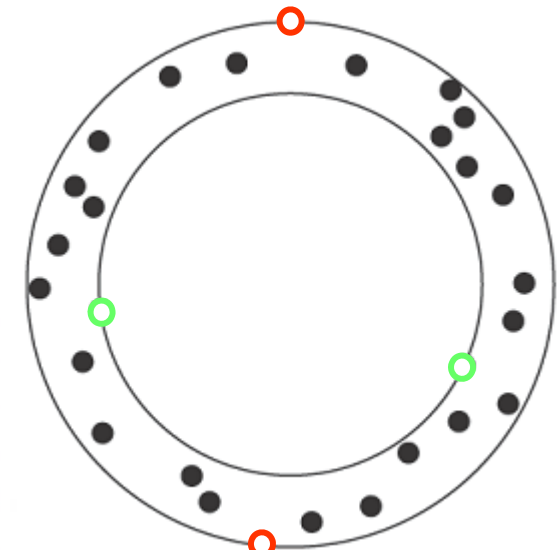
Three cases to test – one will win:



a) 1 point in – 3 out



b) 3 in – 1 out



c) 2 in – 2 out

[Berg]

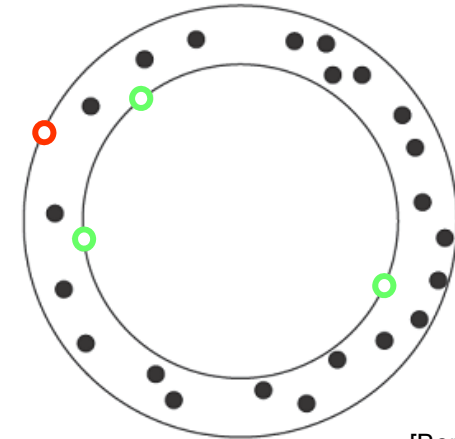


# Smallest width annulus – cases with 3 pts

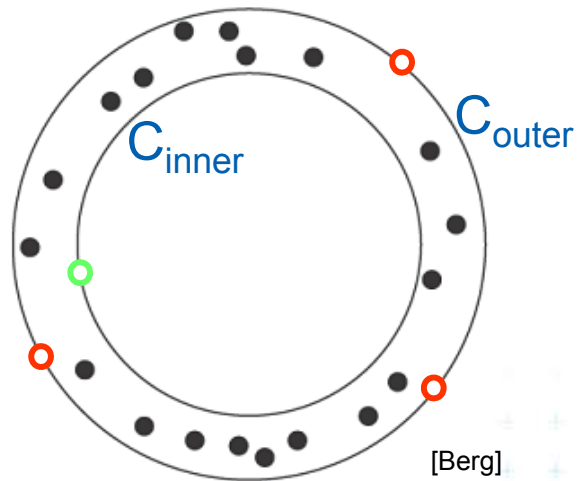
b)  $C_{inner}$  contains at least 3 points

- Center is the *vertex of normal Voronoi diagram (1<sup>st</sup> order VD)*
- The **remaining point** on  $C_{outer}$  in  $O(n)$  for each vertex

=> not the largest (inscribed) empty circle - Seminar [13]  
as we must test all vertices in combination with point on  $C_{outer}$



3 in – 1 out



1 point in – 3 out

a)  $C_{outer}$  contains at least 3 points

- Center is the *vertex of the farthest Voronoi diagram*
- The **remaining point** on  $C_{inner}$  in  $O(n)$

=> not the smallest enclosing circle - Seminar [12]  
as we must test all vertices in combination with point on  $C_{inner}$


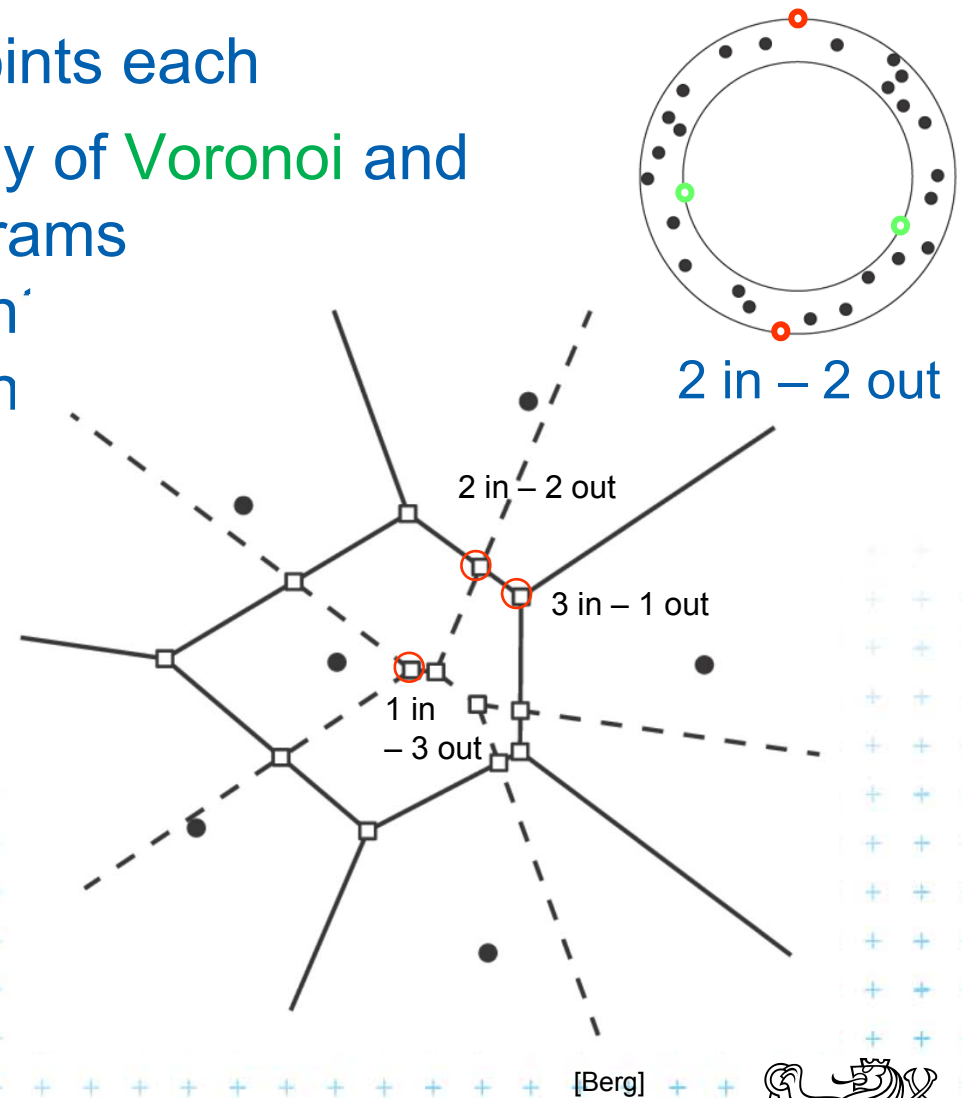


# Smallest width annulus – case with 2+2 pts

c)  $C_{inner}$  and  $C_{outer}$  contain 2 points each

- Generate vertices of overlay of **Voronoi** and **farthest-point Voronoi** diagrams  
=>  $O(n^2)$  candidates for cen'  
(we need vertices, not the whole overlay)

- annulus computed in  $O(1)$  from center and 4 points  
(same for all 3 cases)





# Smallest width annulus

---

## Smallest-Width-Annulus

*Input:* Set  $P$  of  $n$  points in the plane

*Output:* Smallest width annulus center and radii  $r$  and  $R$  (roundness)

1. Compute Voronoi diagram  $Vor(P)$  and farthest-point Voronoi diagram  $Vor_{-1}(P)$  of  $P$
2. For each vertex of  $Vor_{-1}(P)$  ( $R$ ) determine the *closest point* ( $r$ ) from  $P$   
 $\Rightarrow O(n)$  sets of four points defining candidate annuli
3. For each vertex of  $Vor(P)$  ( $r$ ) determine the *farthest point* ( $R$ ) from  $P$   
 $\Rightarrow O(n)$  sets of four points defining candidate annuli
4. For every pair of edges  $Vor(P)$  and  $Vor_{-1}(P)$  test if they intersect  
 $\Rightarrow$  another set of four points defining candidate annulus
5. For all candidates of all three types chose the smallest-width annulus

1.  $O(n \log n)$
2.  $O(n^2)$
3.  $O(n^2)$
4.  $O(n^2)$
5.  $O(n^2)$

$O(n^2)$  time using  $O(n)$  storage



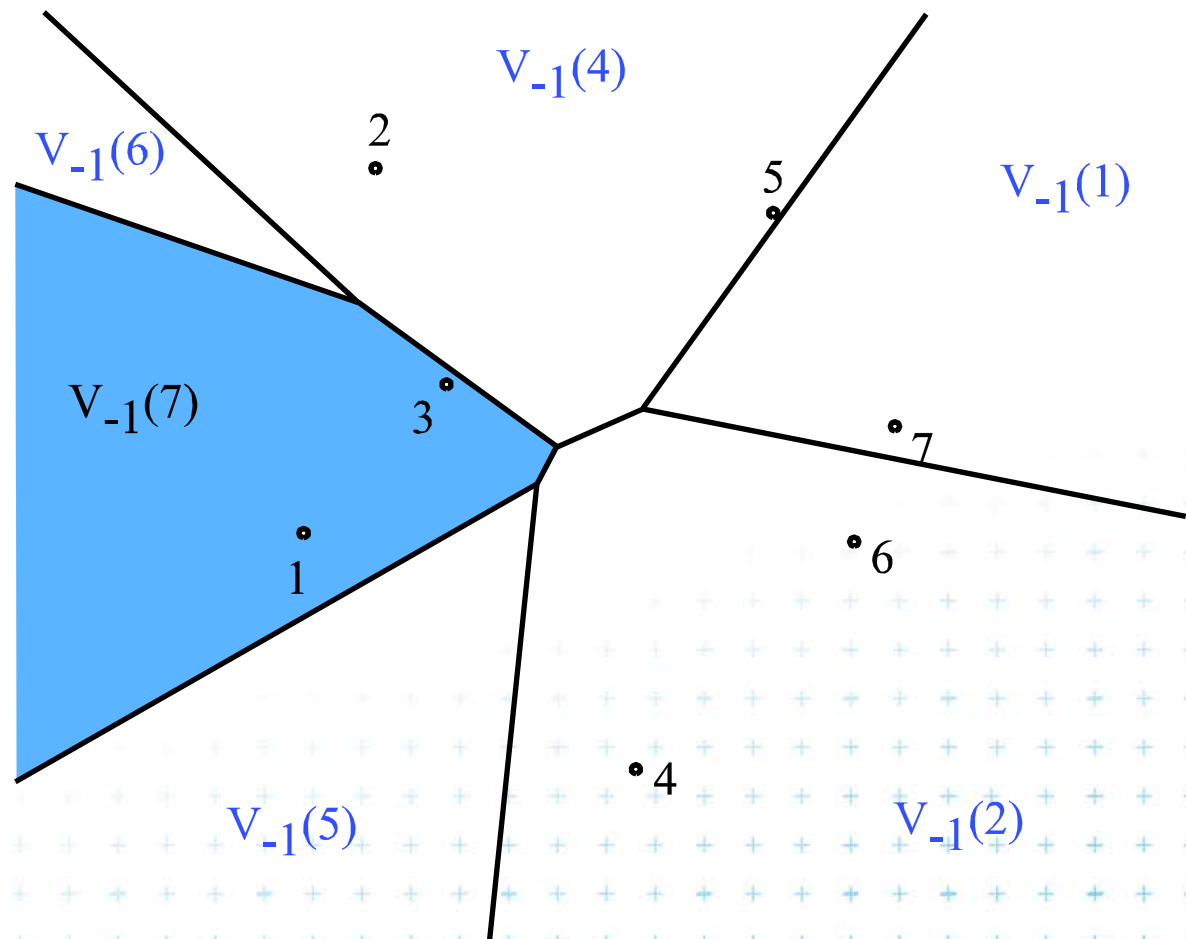
# Farthest-point Voronoi diagram

$V_{-1}(p_i)$  cell

= set of points in the plane farther from  $p_i$  than from any other site

$\text{Vor}_{-1}(P)$  diagram

= partition of the plane formed by the farthest point Voronoi regions, their edges, and vertices



[Nandy]



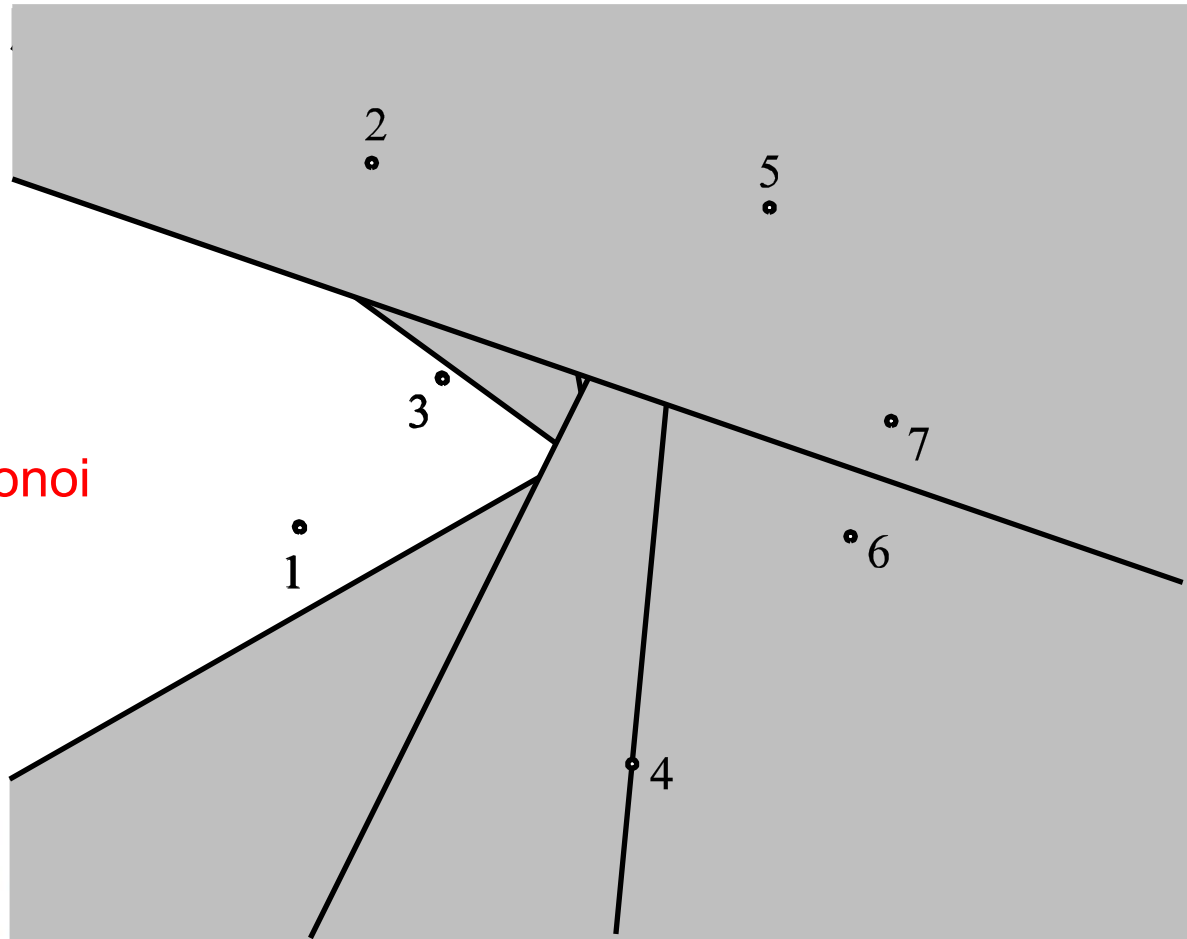


# Farthest-point Voronoi region (cell)

Computed as intersection of halfplanes, but we take “other sides” of bisectors

Construction of  $V_{-1}(7)$

Property  
The farthest point Voronoi regions are convex and unbounded



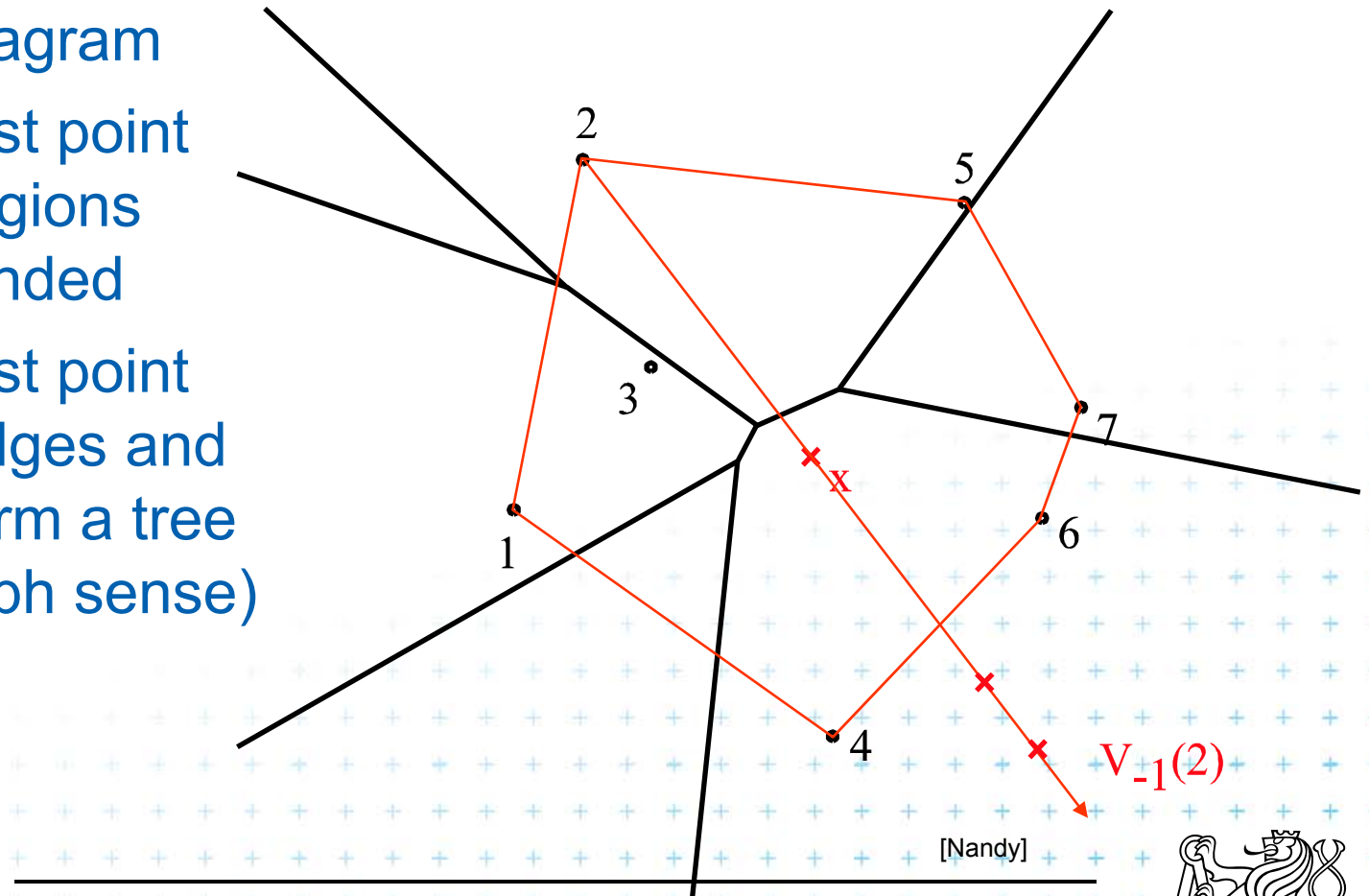
[Nandy]



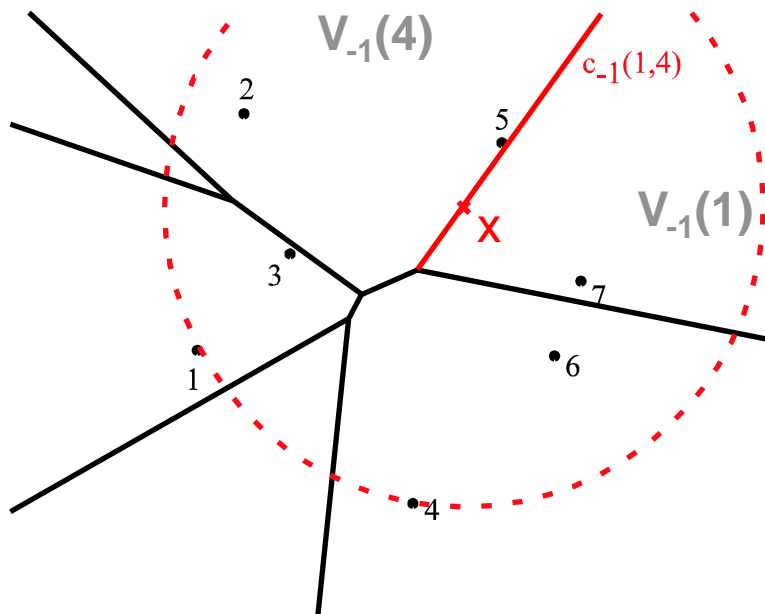
# Farthest-point Voronoi region

Properties:

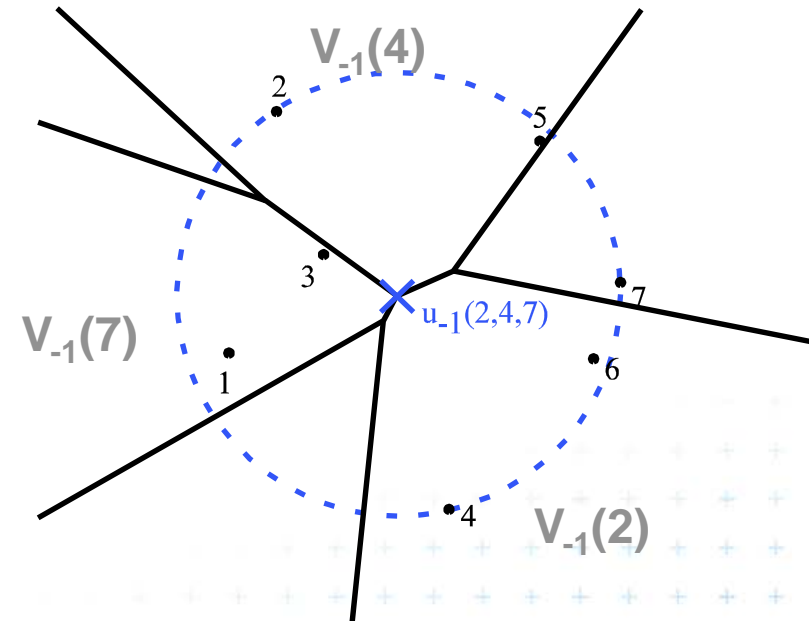
- Only vertices of the convex hull have their cells in farthest Voronoi diagram
- The farthest point Voronoi regions are unbounded
- The farthest point Voronoi edges and vertices form a tree (in the graph sense)




# Farthest point Voronoi edges and vertices



**edge** : set of points equidistant from 2 sites and closer to all the other sites

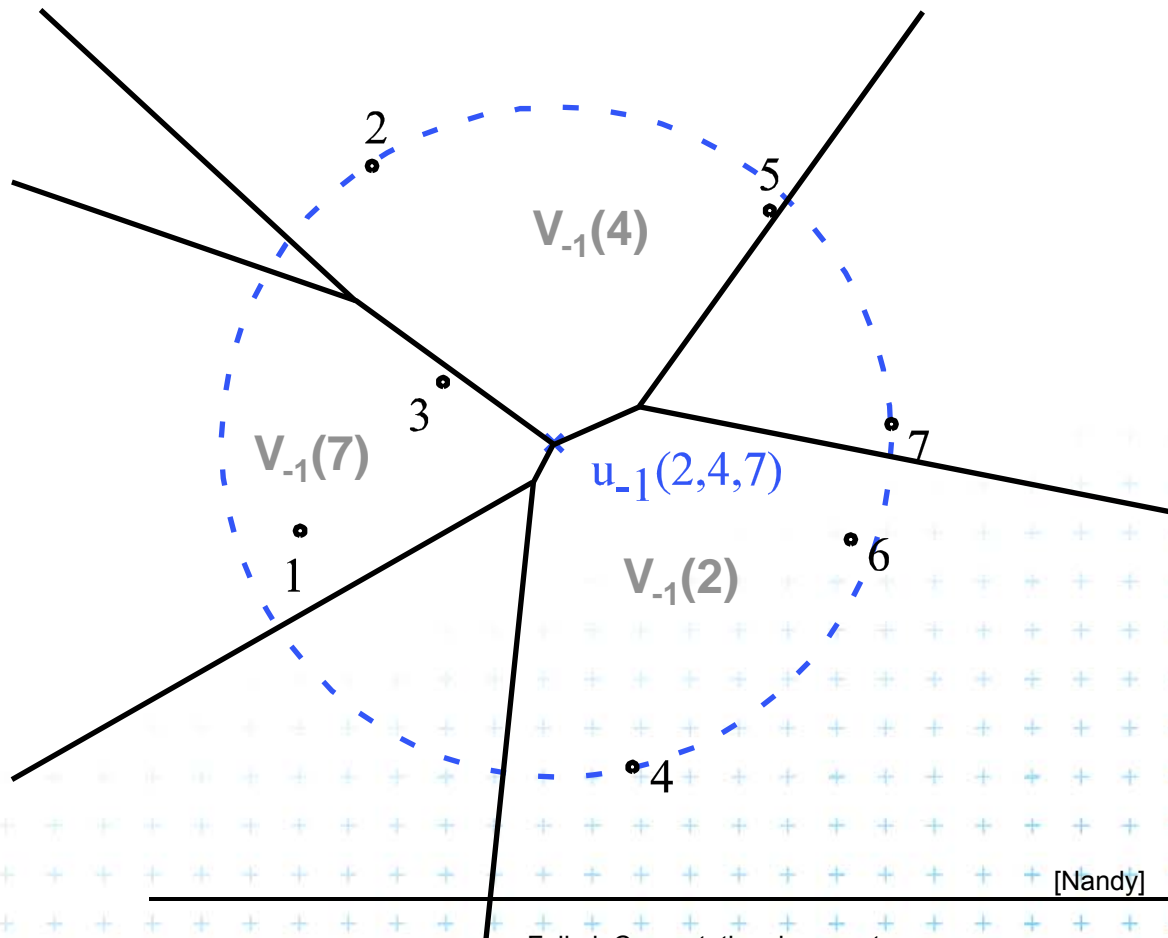


**vertex** : point equidistant from at least 3 sites and closer to all the other sites



# Application of $\text{Vor}_{-1}(P)$ : Smallest enclosing circle

- Construct  $\text{Vor}_{-1}(P)$  and find minimal circle with center in  $\text{Vor}_{-1}(P)$  vertices or on edges

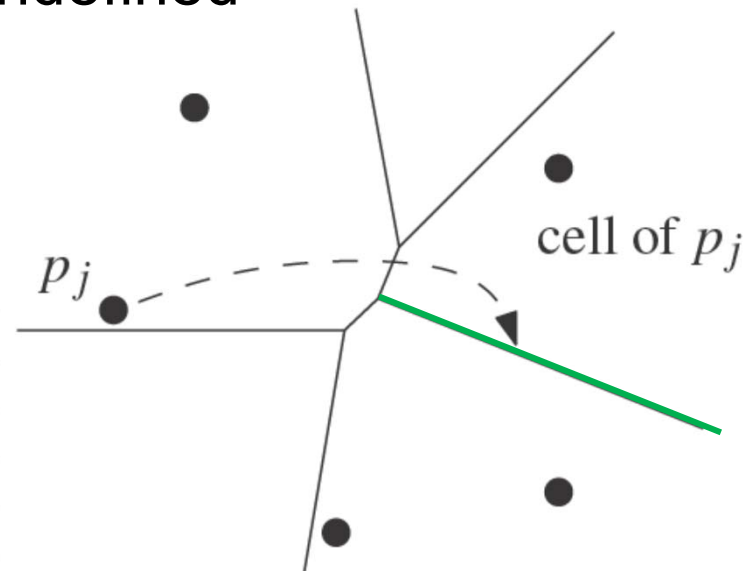


[Nandy]



# Modified DCEL for farthest-point Voronoi d

- Half-infinite edges  $\rightarrow$  we adapt DCEL
- Half-edges with origin in infinity
  - Special vertex-like record for origin in infinity
  - Store **direction** instead of coordinates
  - Next(e) or Prev(e) pointers undefined
- For each inserted site  $p_j$ 
  - store a **pointer to the most CCW half-infinite half-edge** of its cell in DCEL



# Farthest-point Voronoi d. construction

---

## Farthest-point Voronoi

$O(n \log n)$  time in  $O(n)$  storage

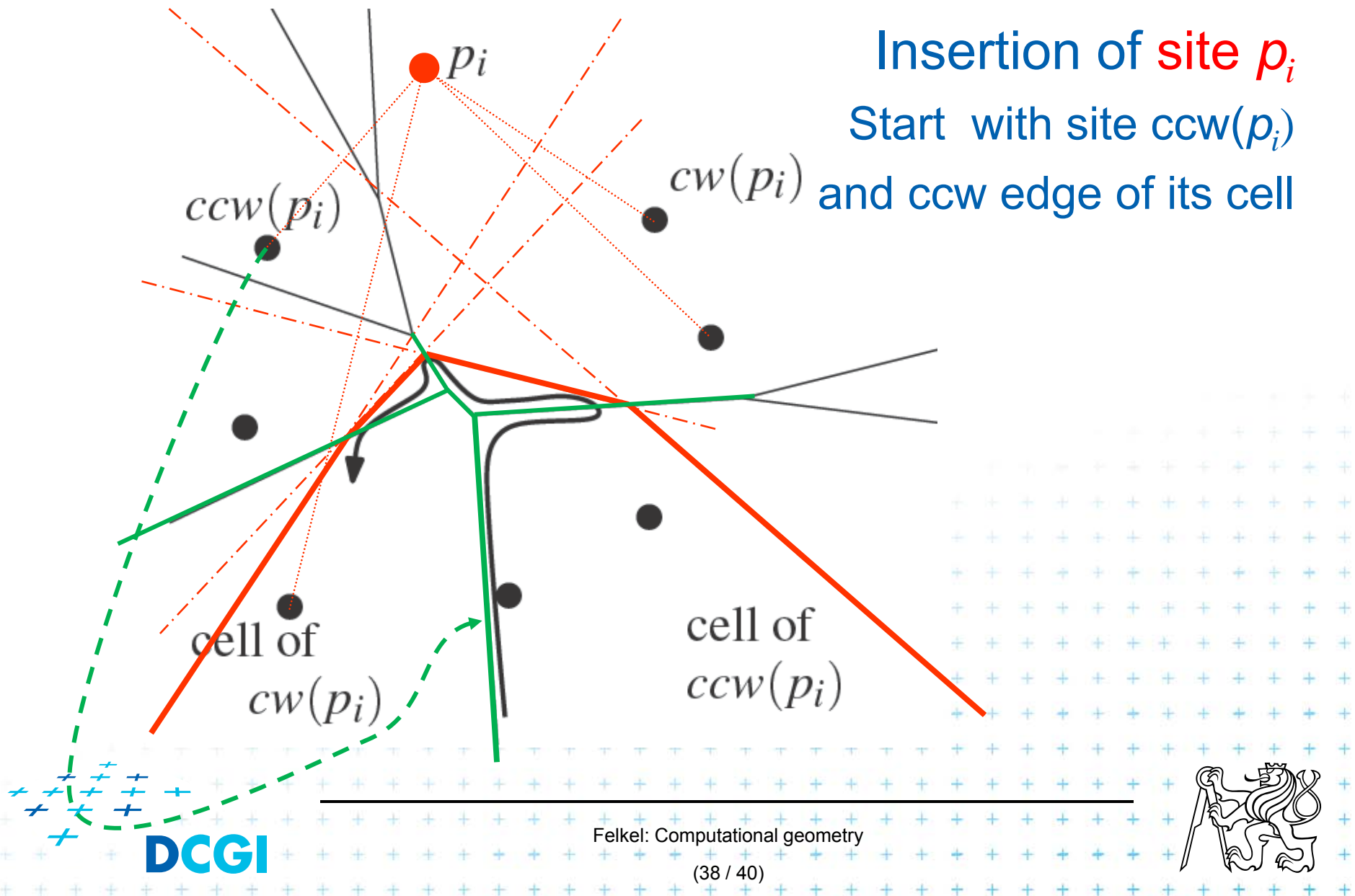
*Input:* Set of points  $P$  in plane

*Output:* Farthest-point VD  $\text{Vor}_{-1}(P)$

1. Compute convex hull of  $P$
2. Put points in  $\text{CH}(P)$  of  $P$  in random order  $p_1, \dots, p_h$
3. Remove  $p_h, \dots, p_4$  from the cyclic order (around the CH).  
When removing  $p_i$ , store the neighbors:  $\text{cw}(p_i)$  and  $\text{ccw}(p_i)$  at the time of removal. (This is done to know the neighbors needed in step 6.)
4. Compute  $\text{Vor}_{-1}(\{p_1, p_2, p_3\})$  as init
5. **for**  $i = 4$  **to**  $h$  **do**
6.     Add site  $p_i$  to  $\text{Vor}_{-1}(\{p_1, p_2, \dots, p_{i-1}\})$  between site  $\text{cw}(p_i)$  and  $\text{ccw}(p_i)$
7.     - start at most CCW edge of the cell  $\text{ccw}(p_i)$
8.     - continue CW to find intersection with bisector( $\text{ccw}(p_i), p_i$ )
9.     - trace borders of Voronoi cell  $p_i$  in CCW order, add edges
10.    - remove invalid edges inside of Voronoi cell  $p_i$

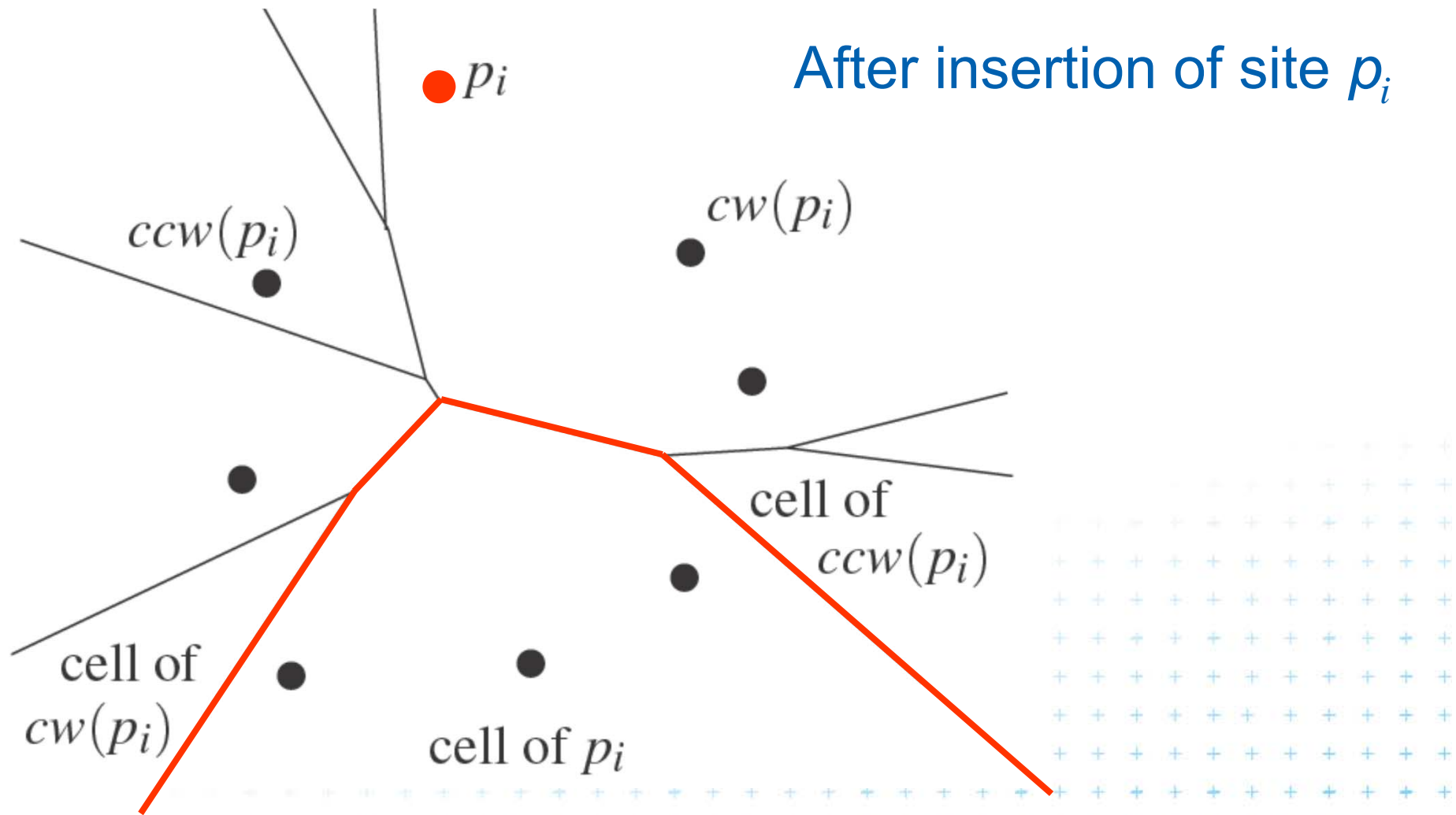


# Farthest-point Voronoi d. construction





# Farthest-point Voronoi d. construction





# References

---

[Berg] Mark de Berg, Otfried Cheong, Marc van Kreveld, Mark Overmars: Computational Geometry: Algorithms and Applications, Springer-Verlag, 3rd rev. ed. 2008. 386 pages, 370 fig. ISBN: 978-3-540-77973-5, Chapter 7, <http://www.cs.uu.nl/geobook/>

[Preparata] Preperata, F.P., Shamos, M.I.: *Computational Geometry. An Introduction*. Berlin, Springer-Verlag, 1985. Chapters 5 and 6

[Reiberg] Reiberg, J: Implementierung Geometrischer Algorithmen. Berechnung von Voronoi Diagrammen fuer Liniensegmente. <http://www.reiberg.net/project/voronoi/avortrag.ps.gz>

[Nandy] Subhas C. Nandy: Voronoi Diagram – presentation. Advanced Computing and Microelectronics Unit. Indian Statistical Institute. Kolkata 700108 <http://www.tcs.tifr.res.in/~igga/lectureslides/vor-July-08-2009.ppt>

[CGAL] [http://www.cgal.org/Manual/3.1/doc\\_html/cgal\\_manual/Segment\\_Voronoi\\_diagram\\_2/Chapter\\_main.html](http://www.cgal.org/Manual/3.1/doc_html/cgal_manual/Segment_Voronoi_diagram_2/Chapter_main.html)

[applets] <http://www.personal.kent.edu/~rmuhamma/Compgeometry/MyCG/Voronoi/Fortune/fortune.htm> a <http://www.liefke.com/hartmut/cis677/>





**OPPA European Social Fund  
Prague & EU: We invest in your future.**

---