

# 1 Managing Semantic Data

## Motivation – reuse of ontological resources

- Types of ontologies:
  - top-level (upper) ontologies
  - domain ontologies and task ontologies
  - application ontologies
- Ways to reuse ontological resources:
  - ontologies as wholes
  - syntactic/semantic ontology modules
  - ontology design patterns
  - ontology statements

## 1.1 Ontology Design Patterns

### 1.1.1 Basics

#### Why should we use ontology design patterns ?

- It is hard to extract *only useful pieces* of comprehensive higher level ontologies (e.g. foundational ontologies)
- There is need for small ontologies to address each design issue separately
- The ontology should be accompanied with explicit documentation of its design rationales and best reengineering practices
- Therefore, in analogy to software design patterns there are **ontology design patterns**

### 1.1.2 Ontology Design Pattern Catalogues

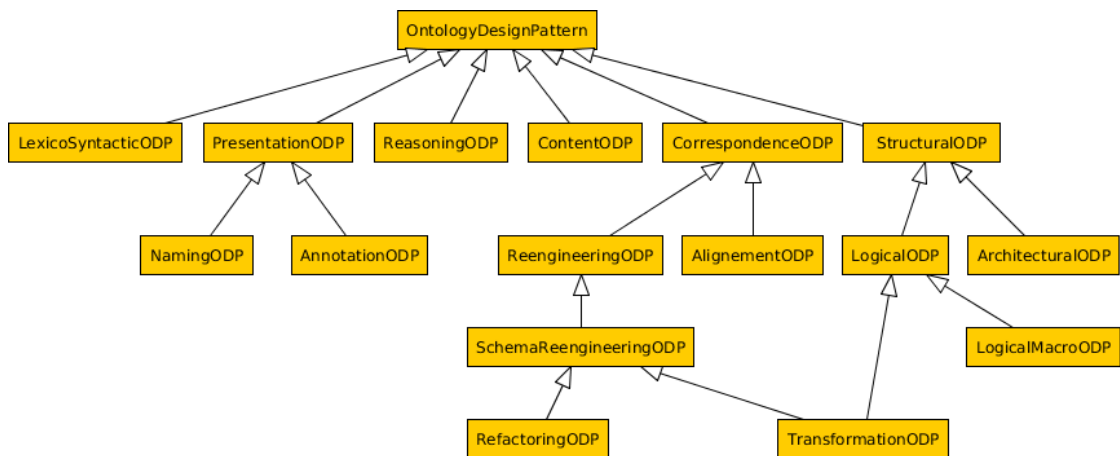
#### Overview of ontology design pattern catalogues

Most known public ODP catalogues are :

- **ODPs from W3C Semantic Web Best Practices and Deployment Working Group** – contains 4 patterns i.e. n-ary relations, classes as property values, value partitions/sets, simple part-whole relations. (<http://www.w3.org/2001/sw/BestPractices>)
- **ODPs from the University of Manchester** – contains 17 patterns divided into groups *extension ODPs* (solutions to bypass the limitations of OWL such as n-ary relations), *good practice ODPs* (making robust and cleaner design e.g. value partitions), *domain modelling ODPs* (solutions for concrete modeling problems in biology). (<http://www.gong.manchester.ac.uk/odp/html>)
- **ODPs from ontologydesignpatterns.org** – contains over 100 patterns categorized into 6 groups of patterns hosted on Semantic Web portal dedicated to ODPs providing review process for creation of certified patterns. (<http://ontologydesignpatterns.org>)

### 1.1.3 Types of Ontology Design Patterns

#### Classification of ODPs (1)



Classification of ODPs according to ontologydesignpatterns.org portal (ODP portal)

#### Classification of ODPs (2)

- **Content ODP** – represents domain-specific pattern
- **Structural ODP** – is structure to solve architectural and logical issues of OWL ontologies
- **Correspondence ODP** – is used for reengineering and mappings
- **Reasoning ODP** – is typical reasoning procedure

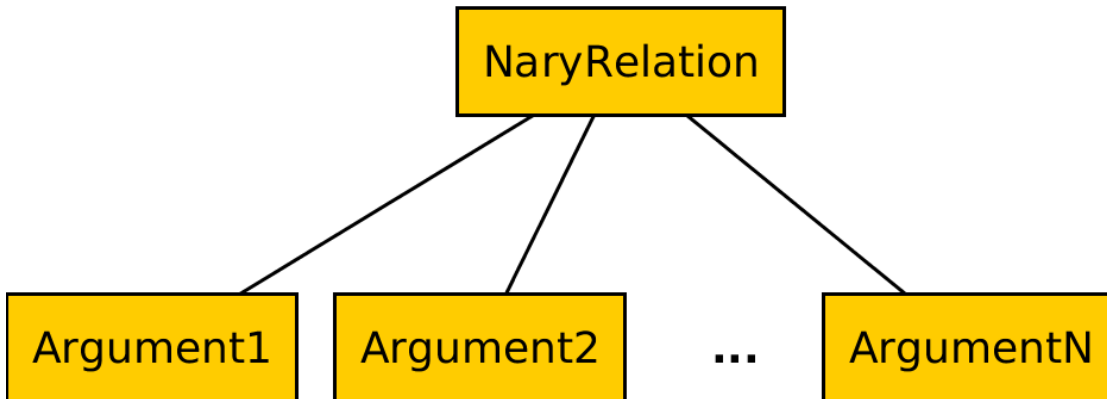
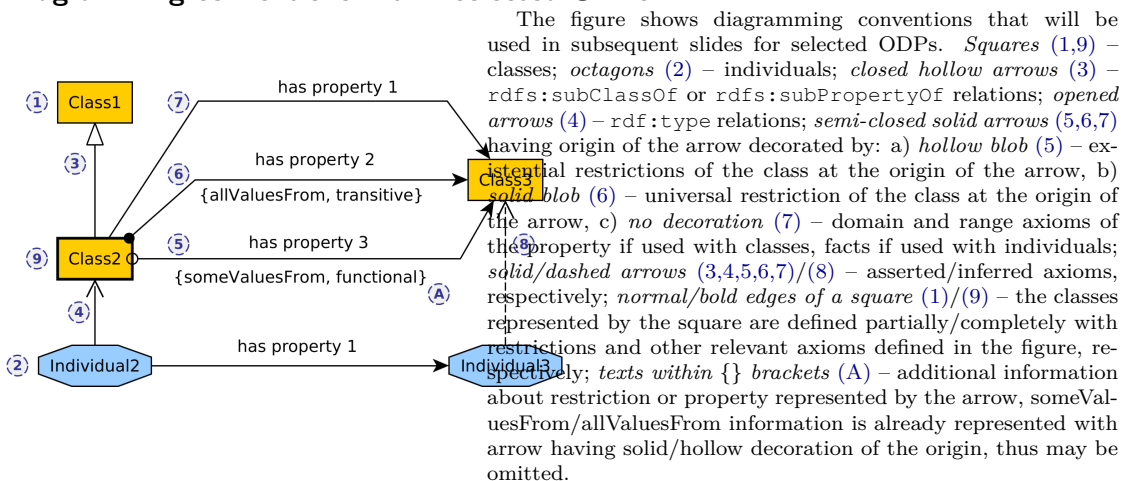


Figure 1.1: Pattern 1

- **Presentation ODP** – relates to usability of ontology from user perspective
- **Lexico-Syntactic ODP** – is linguistic structure/schema that allow to generalize and extract some conclusions about the meaning they express

### 1.1.4 Selected Ontology Design Patterns

#### Diagramming conventions within selected ODPs



#### N-ary relations – general patterns

N-ary relations ODP [Noy:06:DNR] is logical ODPs that solves issue of representing n-ary relations in OWL which has native support only for binary relations.

- most common representation of n-ary relations
- possible restrictions per argument (e.g. type for each argument, cardinality of each argument type)
- possibility to define required/optional arguments of the relation

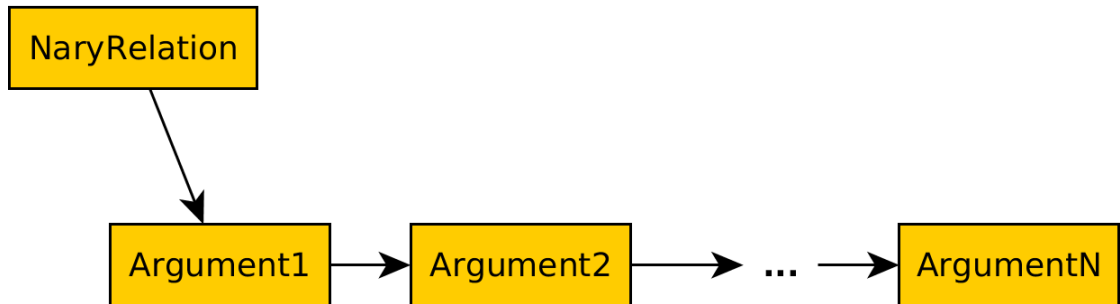
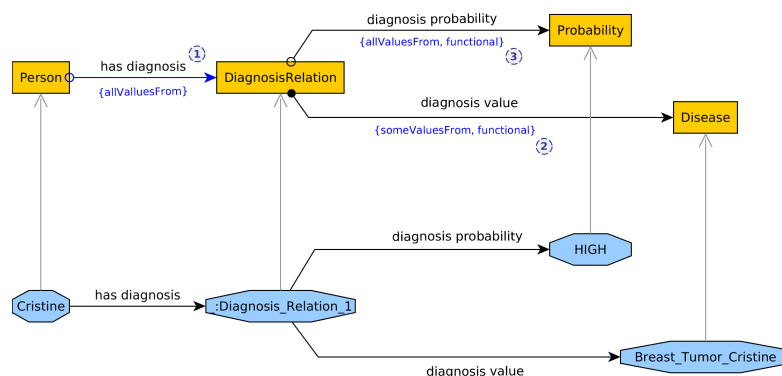


Figure 1.2: Pattern 2

- determining owner of relations by direction of the object properties
- ordering of dynamic number of arguments
- argument types are content specific instead of generic ones as it is in case of generic list ODP

### N-ary relations – pattern 1 example



The figure demonstrate use of *nary-relations ODP pattern 1* for representation of ternary relation – medical diagnosis of disease (expressed by class `DiagnosisRelation`). The ownership of the relation is captured by direction of `has_diagnosis` (1). Each diagnosis is obliged to have some diagnosis value (2), while the diagnosis probability is understood as additional parameter of the relation which is only obliged to have correct type (3) if the value exists. Similarly to diagnosis probability, `Person` is not obliged to have some diagnosis (1).

### N-ary relations – pattern 2 example

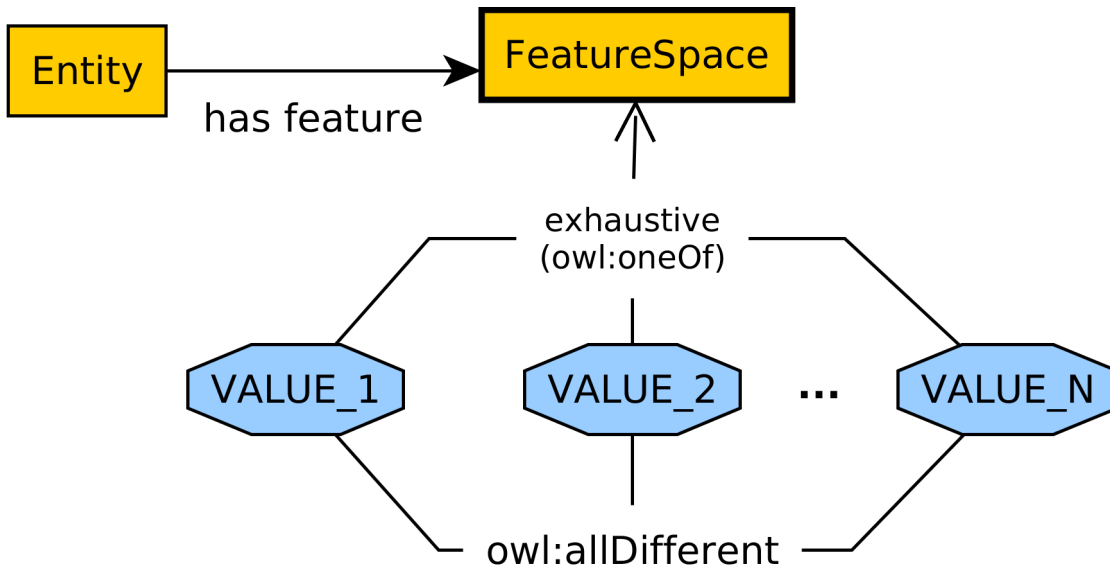
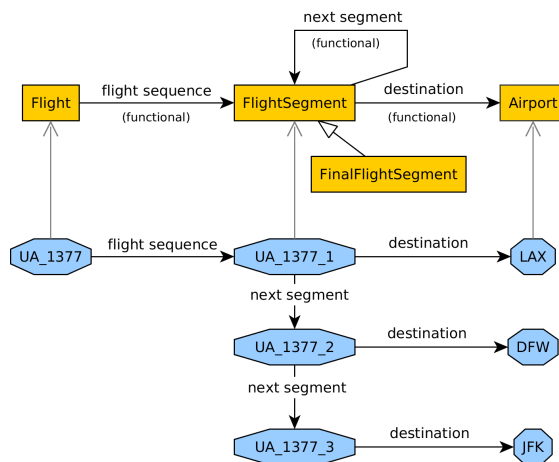


Figure 1.3: Pattern 1



The figure demonstrate use of *n-ary-relations ODP pattern 2* for representation of n-ary relation that have dynamic number of parameters where ordering of the parameters matters. It represents flight as ordered sequence of flight segments that point to airport destinations.

### Value partitions and value sets – general patterns

Value partition and value set ODP [Rector:05:RSV] is able to represent a *feature* of some entity (sometimes also referred as “quality”, “attribute”, “characteristic”, or “modifier” of the entity). There are two ways basic ways to represent the feature:

- *values as sets of individuals*
- no possibility of further sub-partitioning

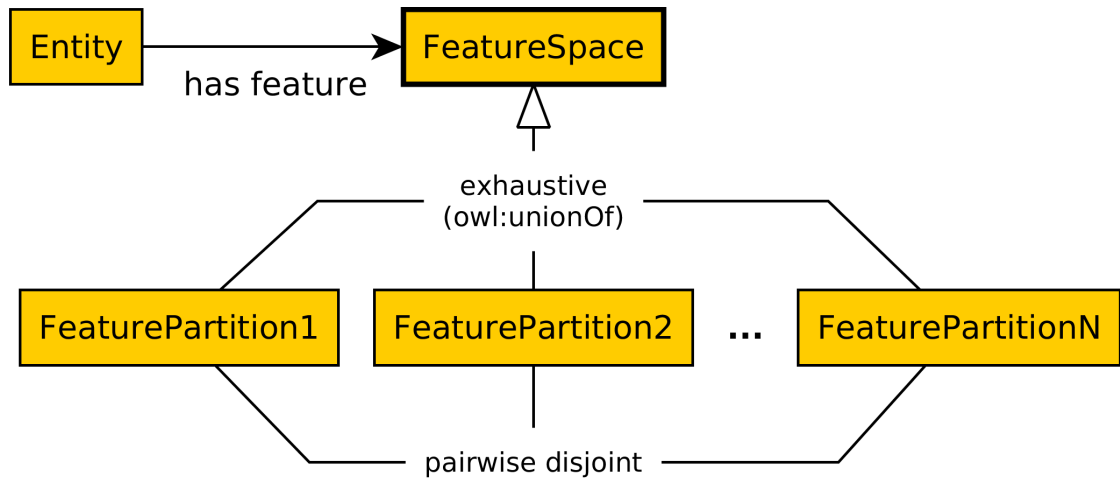
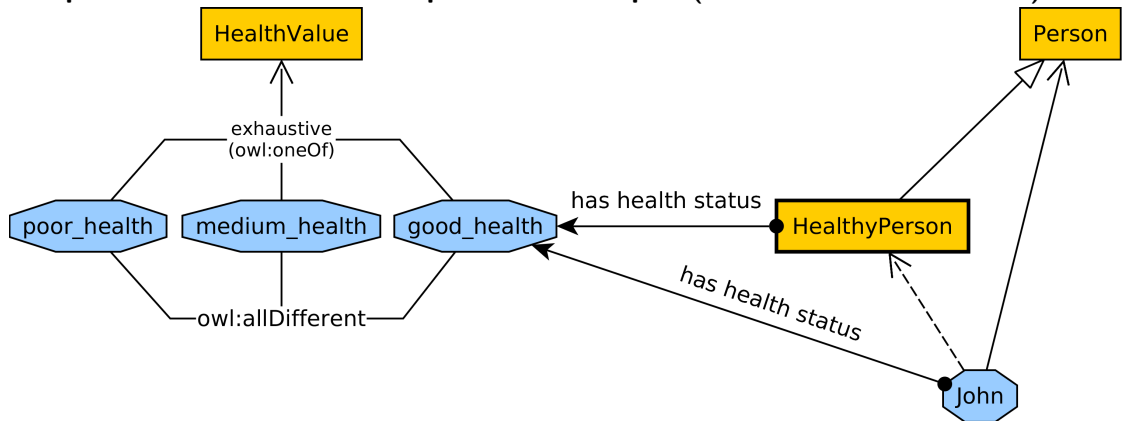


Figure 1.4: Pattern 2

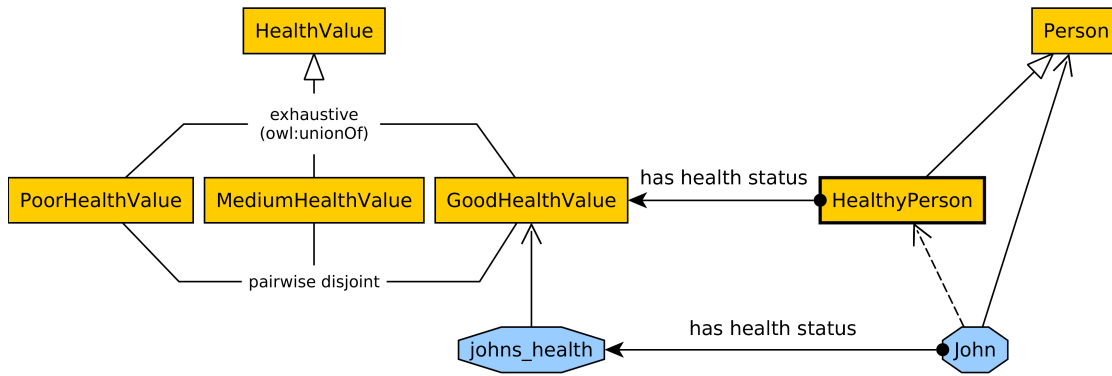
- no alternative partitioning of same feature space
- straightforward with database matching
- *values as subclasses partitioning a "feature"*
- possible sub-partitioning and alternative partitioning
- some people consider it less intuitive

**Value partitions and value sets – pattern 1 example (Values as set of individuals)**



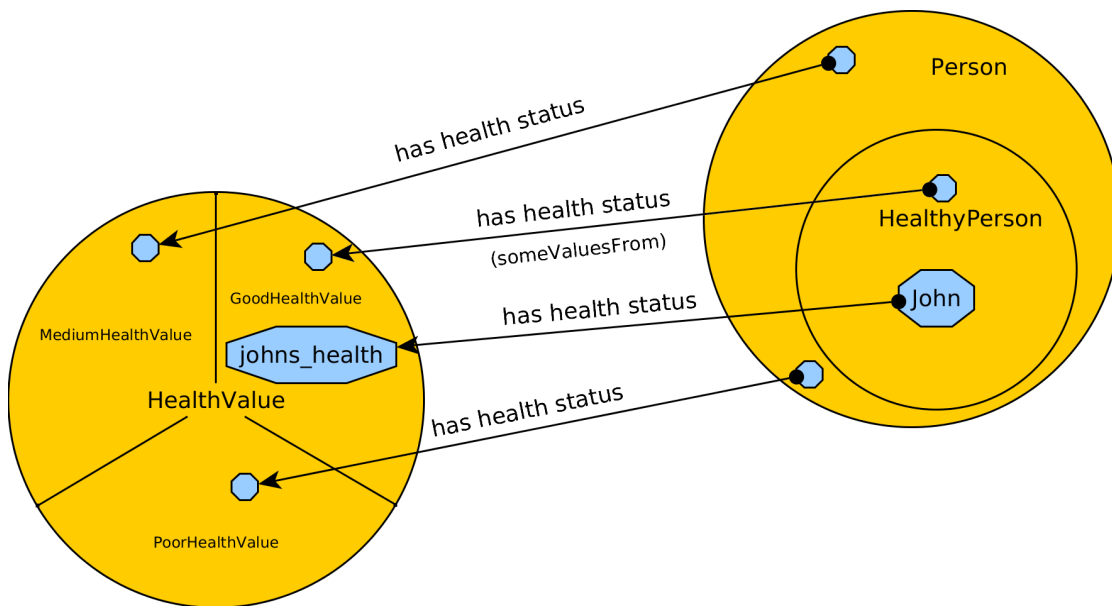
The figure represents feature “health status of a person” by using feature space HealthValue as set of concrete values poor\_health, medium\_health, good.health.

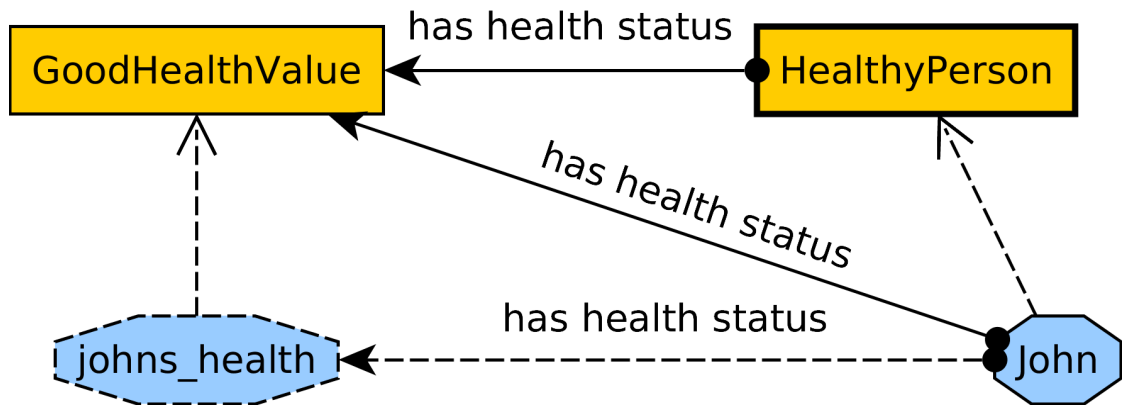
**Value partitions and value sets – pattern 2 example (Values as subclasses partitioning a "feature")**



The figure represents feature “health status of a person” by partitioning feature space HealthValue into sub-partitions PoorHealthValue, MediumHealthValue, GoodHealthValue.

**Value partitions and value sets – pattern 2 example (Values as subclasses partitioning a “feature”)**

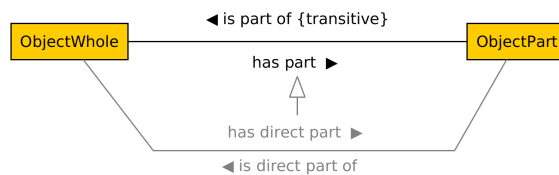




The figure on the left depicts previous example in adapted Venn diagram as an alternative diagrammatic format to show partitioning more explicitly. The right part of the figure shows alternative representation of John's health status which is not expressed explicitly but inferred from other axioms

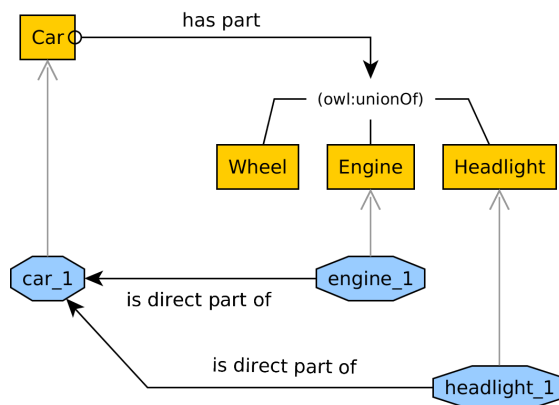
**Part-whole relations – general pattern**

Part-whole relation ODP [Rector:05:partwhole] provide us way to represent objects called wholes and their parts.



The figure depicts general schema for part-whole relations.

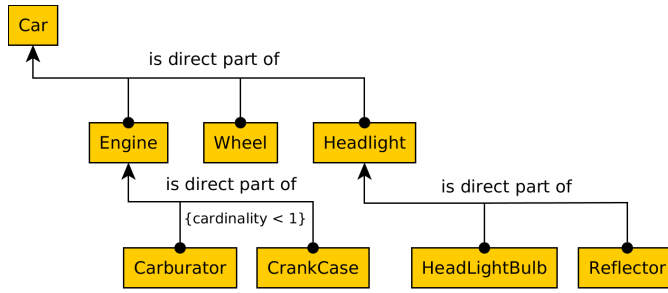
**Part-whole relations – inventory of parts example**



The figure shows how to represent inventory of parts (i.e. parts of concrete objects).

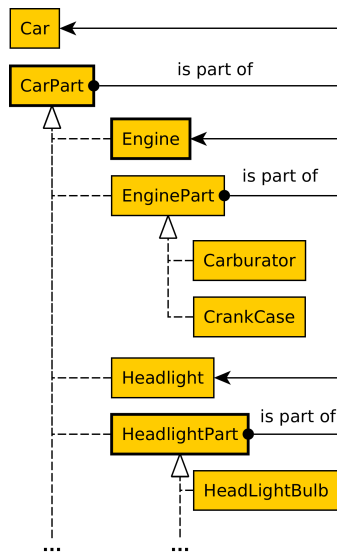
**Part-whole relations – hierarchy of parts example**





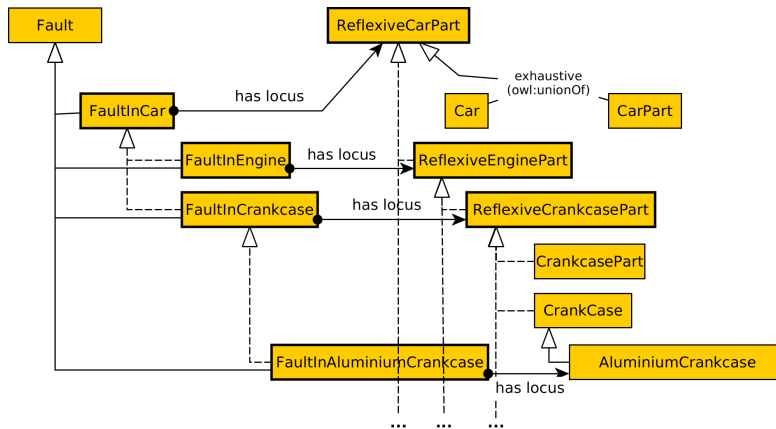
The figure shows how to represent hierarchy of hypothetical parts of wholes.

**Part-whole relations – classes for parts example**



The figure shows how to represent classes for parts, so the correct hierarchy of parts is inferred.

**Part-whole relations – faults in parts example**



The figure shows how to represent faults in parts using has\_locus property.