



**OPPA European Social Fund  
Prague & EU: We invest in your future.**

---

@#?

# Text Search



Marko Berezovský  
Radek Mařík  
PAL 2012

Automata Examples

Operations on Regular Languages

Automata Reperesenting those Operations

Hamming and Levenshtein Distance

Approximate Text Search

Automaton Bit Arrays Simulation

A

R

B

n

f

u

j

u

o

N

@#

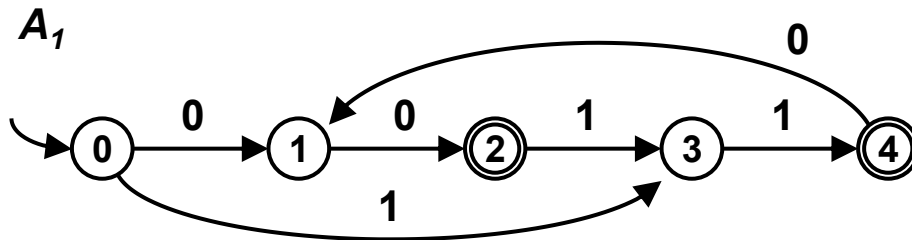
u

wtf?

!!!

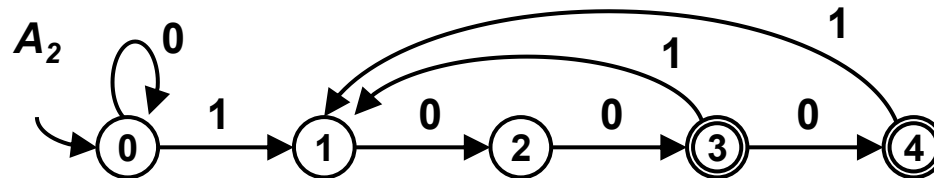
Automaton  $A_1$  accepts union of sets

$$L_1 = \{00, 0011, 001100, 00110011, 0011001100, \dots\} \\ \cup \{11, 1100, 110011, 11001100, 1100110011, \dots\}.$$

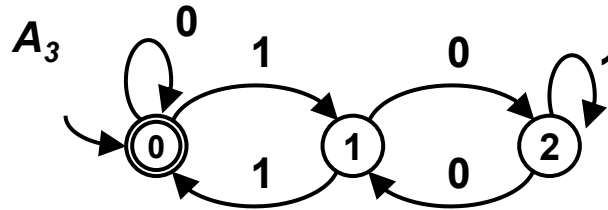


Automaton  $A_2$  accepts language  $L_2$  over  $\Sigma = \{0, 1\}$ , in each word of  $L_2$  :

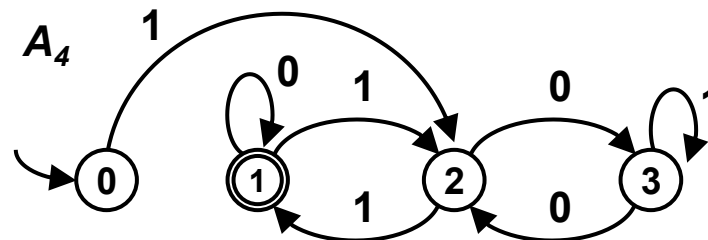
- there is at least one symbol 1,
- each symbol 1 is followed by exactly two or three symbols 0.



Automaton  $A_3$  accepts all binary nonnegative integers divisible by 3, any number of leading zeros may be included.



Automaton  $A_4$  accepts all binary positive integers divisible by 3, no leading zeros are allowed.



**Operations on regular languages revisited**

Let  $L_1$  and  $L_2$  be any languages. Then

$L_1 \cup L_2$  is **union** of  $L_1$  and  $L_2$ . It is a set of all words which are in  $L_1$  or  $L_2$ .

$L_1 \cap L_2$  is **intersection** of  $L_1$  and  $L_2$ . It is a set of all words which are simultaneously in  $L_1$  and  $L_2$ .

$L_1.L_2$  is **concatenation** of  $L_1$  and  $L_2$ . It is a set of all words  $w$  for which holds  $w = w_1w_2$  (concatenation of words  $w_1$  and  $w_2$ ), where  $w_1 \in L_1$  and  $w_2 \in L_2$ .

$L_1^*$  is Kleene **star** or Kleene **closure** or **iteration** of language  $L_1$ .

It is a set of all words which are concatenations of any number (incl. zero) of any words of  $L_1$  in any order.

**Closure**

Whenever  $L_1$  and  $L_2$  are regular languages

then  $L_1 \cup L_2$ ,  $L_1 \cap L_2$ ,  $L_1.L_2$ ,  $L_1^*$  are regular languages too.

**Automata support**

When  $L_1$  is regular language accepted by automaton  $A_1$  and

$L_2$  is regular language accepted by automaton  $A_2$

then there also are automata  $A_3, A_4, A_5, A_6$ ,

which accept  $L_1 \cup L_2$ ,  $L_1 \cap L_2$ ,  $L_1.L_2$ ,  $L_1^*$ , respectively.

Automaton  $A_3$  accepting union of two regular languages  $L_1$ ,  $L_2$  accepted by automata  $A_1$ ,  $A_2$  respectively.

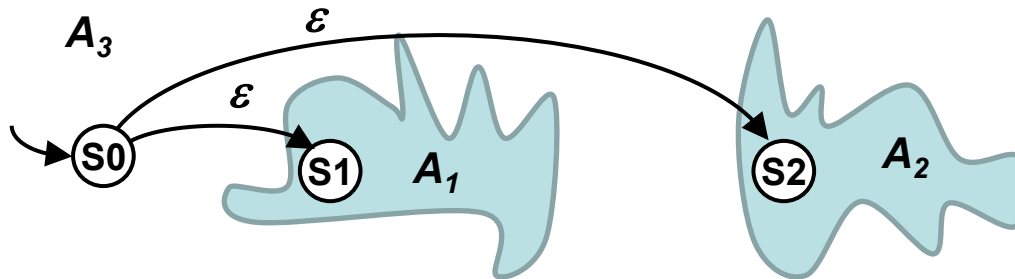
Automaton  $A_3$  is constructed using  $A_1$  and  $A_2$ :

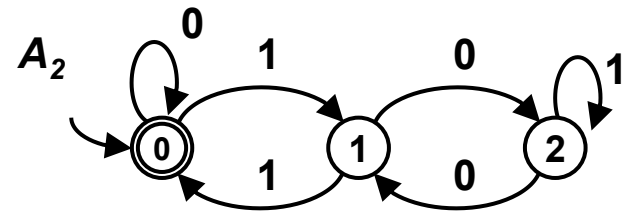
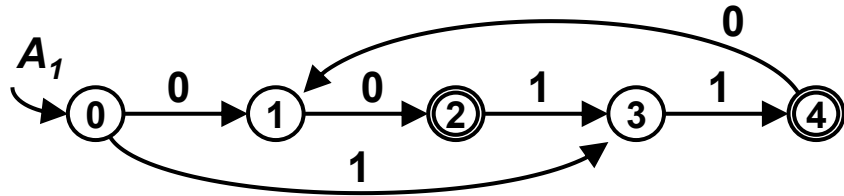
Do not change  $A_1$  and  $A_2$ .

Create new additional start state  $S_0$ , add  $\varepsilon$ -transitions from  $S_0$  to start states  $S_1$  and  $S_2$  of  $A_1$  and  $A_2$  respectively.

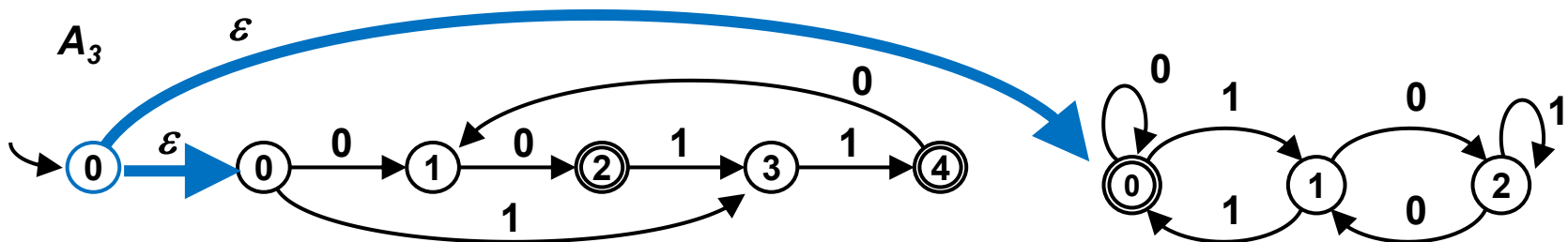
Define set of final states of  $A_3$  as union of final states of  $A_1$  and  $A_2$ .

### Scheme





Automaton  $A_3$  accepts any word from sets  
 $\{00, 0011, 001100, 00110011, 0011001100, \dots\}$   
 $\{11, 1100, 110011, 11001100, 1100110011, \dots\}$   
 and also any binary nonnegative integer divisible by 3  
 with any number of leading zeros



Automaton  $A_5$  accepting concatenation of two regular languages  $L_1$ ,  $L_2$  accepted by automata  $A_1$ ,  $A_2$  respectively.

Automaton  $A_5$  is constructed using  $A_1$  and  $A_2$ :

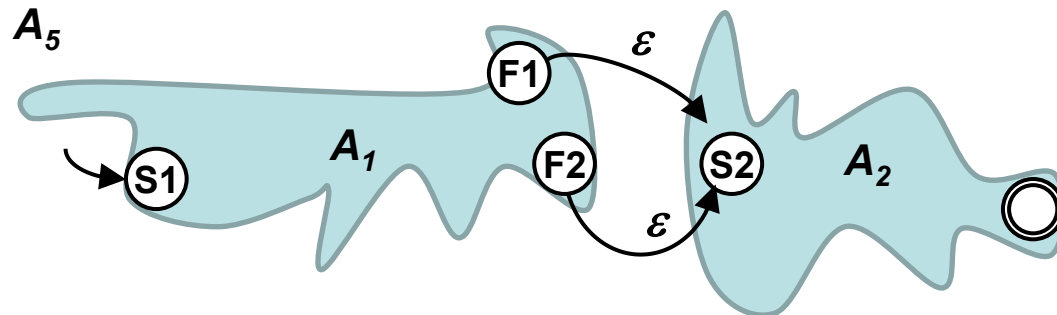
Do not change  $A_1$  and  $A_2$ .

Add  $\varepsilon$  - transitions from each final state  $F_k$  of  $A_1$  to start state  $S_2$  of  $A_2$ .

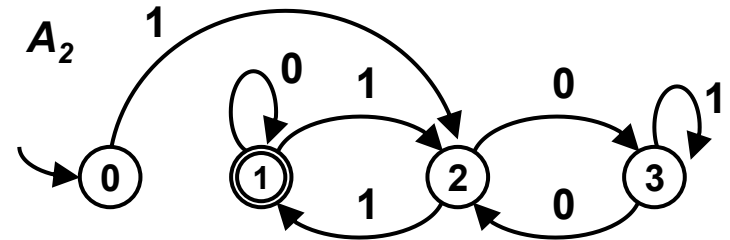
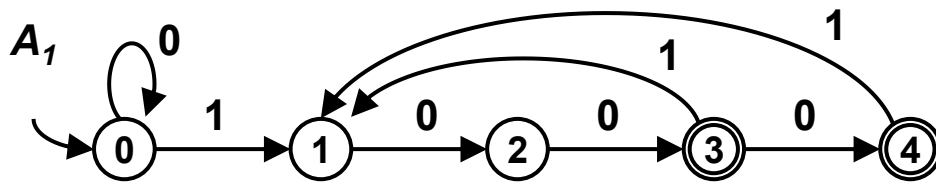
Define start state of  $A_5$  equal to start state of  $A_1$ .

Define set of final states of  $A_5$  as equal to those of  $A_2$ .

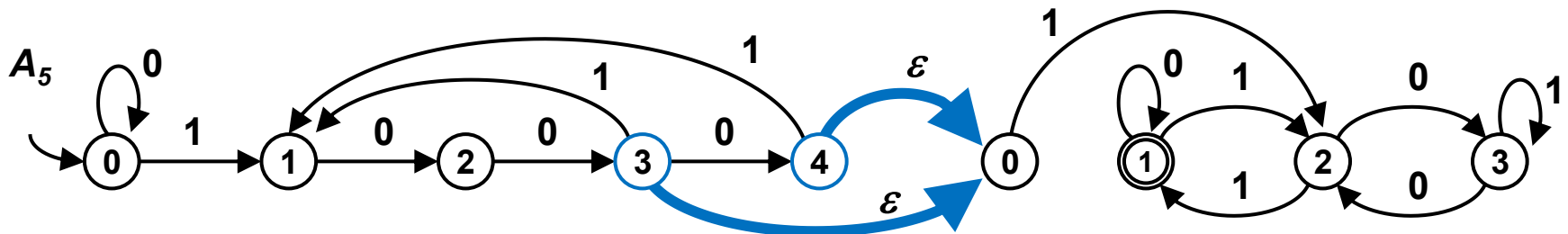
### Scheme







Automaton  $A_5$  accepts any word over  $\{0, 1\}$  which can be split into two consecutive words  $w_1$  and  $w_2$ , where word  $w_1$  is described by regular expression  $0^*(100+1000)(100+1000)^*$ , word  $w_2$  represents binary positive integer divisible by 3 w/o leading 0's.



Automaton  $A_6$  accepting iteration of language  $L_1$  accepted by automaton  $A_1$ .

Automaton  $A_6$  is constructed using  $A_1$ :

Do not change  $A_1$ .

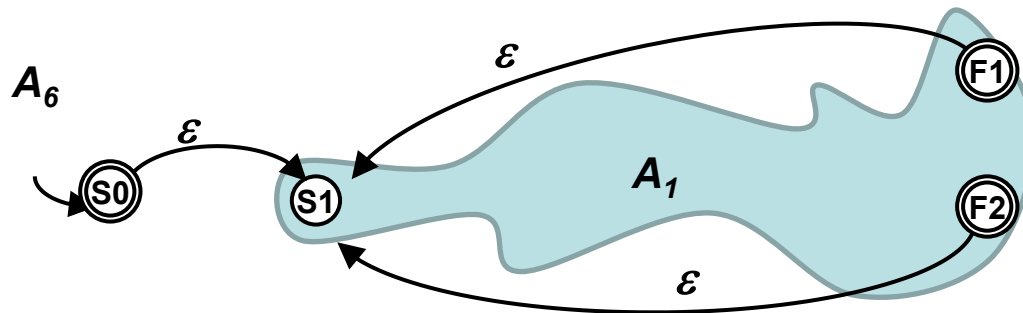
Create new additional start state  $S_0$  and add  $\varepsilon$  - transition from  $S_0$  to start state  $S_1$  of  $A_1$

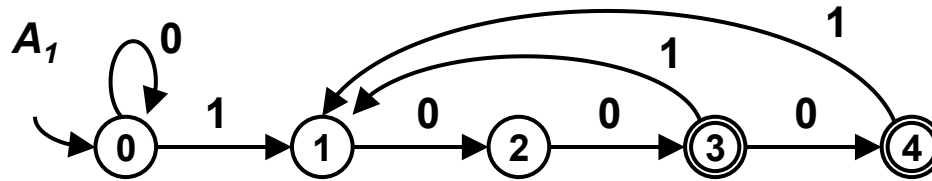
Add  $\varepsilon$  - transitions from all final states  $F_k$  of  $A_1$  to state  $S_1$ .

Define start state of  $A_6$  to be  $S_0$ .

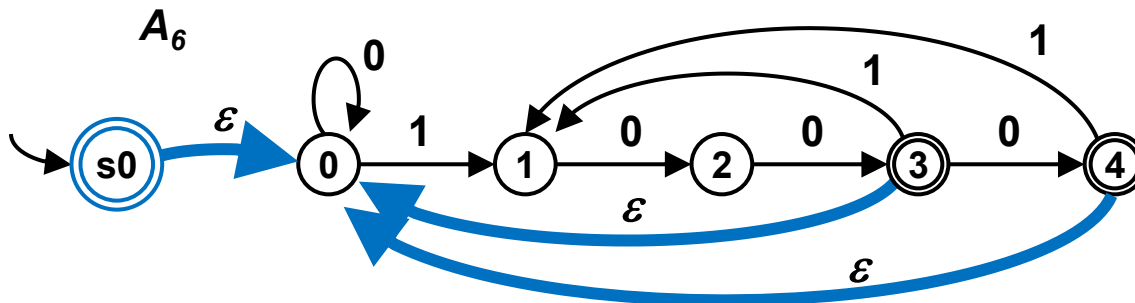
Define set of final states of  $A_6$  as union of final states  $F_k$  and  $S_0$ .

### Scheme





Automaton  $A_6$  accepts any word created by concatenation and repetition of any words of  $A_1$  including empty word.



Maybe you can find some more telling informal description of the corresponding language?

**Automaton  $A_4$  accepting intersection of two regular languages  $L_1$ ,  $L_2$  accepted by automata  $A_1$ ,  $A_2$  respectively.**

Automaton  $A_4$  is constructed using  $A_1$  and  $A_2$ :

Create Cartesian product  $Q_1 \times Q_2$ , where  $Q_1$ ,  $Q_2$  are sets of states of  $A_1$ ,  $A_2$ .  
Each state of  $A_4$  will be an ordered pair of states of  $A_1$ ,  $A_2$ .

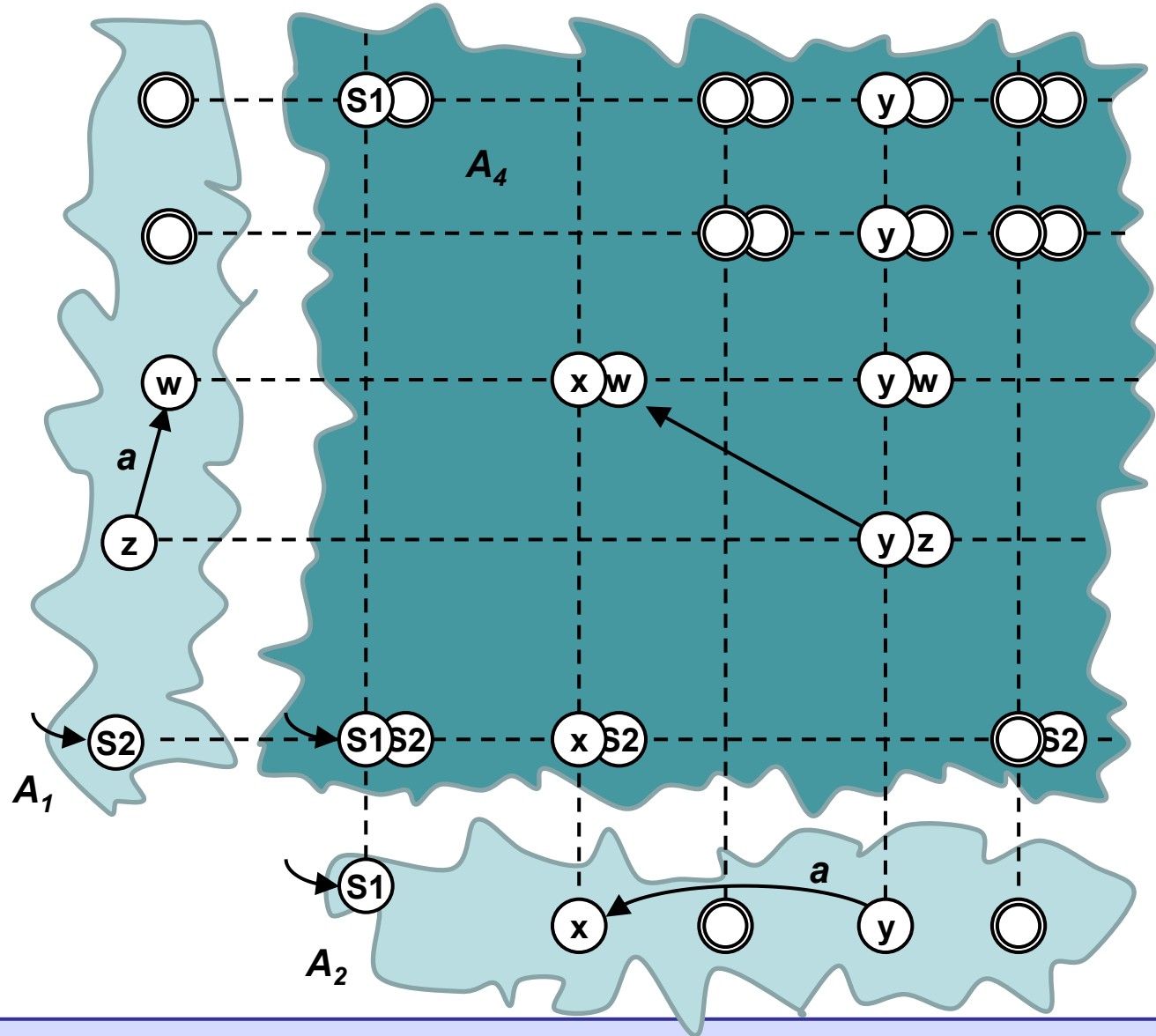
State  $(S_1, S_2)$  will be start state of  $A_4$ ,  $S_1, S_2$  are start states of  $A_1$ ,  $A_2$ .

Final states of  $A_4$  will be just those pairs  $(F, G)$ ,

where  $F$  is final state of  $A_1$  and  $G$  is final state of  $A_2$ .

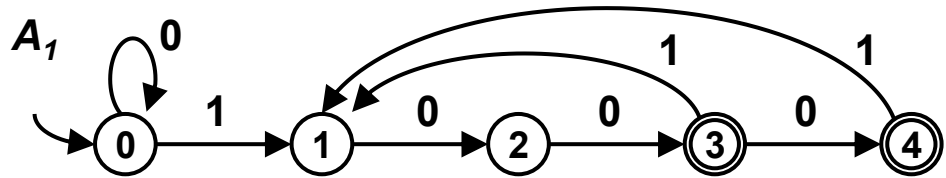
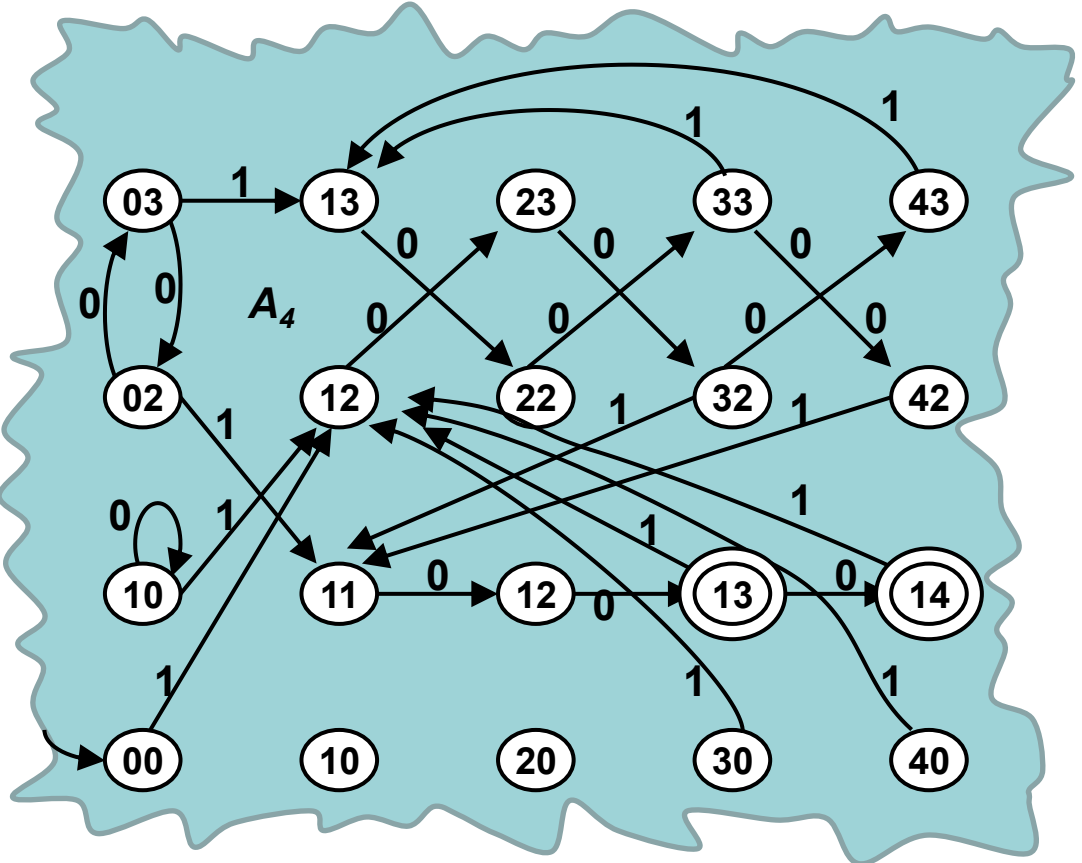
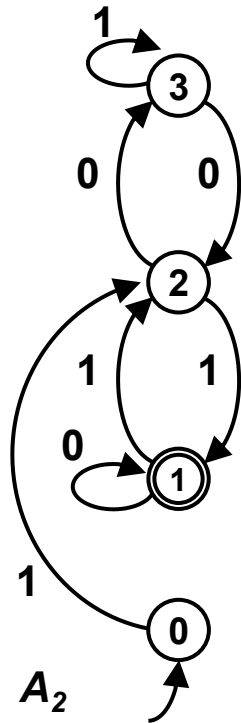
Create transition from state  $(p_1, p_2)$  to  $(q_1, q_2)$  in  $A_4$  labeled by symbol  $a$   
if and only if there is transition  $p_1 \rightarrow q_1$  labeled by  $a$  in  $A_1$   
and there is also transition  $p_2 \rightarrow q_2$  labeled by  $a$  in  $A_2$ .

Automaton  $A_4$  accepting intersection of two regular languages  $L_1, L_2$  accepted by automata  $A_1, A_2$  respectively.



Automaton  $A_4$  accepting binary integers divisible by 3 ( $A_2$ ) in which each symbol 1 is followed by exactly two or three symbols 0 ( $A_1$ ).

Quite nice one, isn't it?



## Hamming distance

Hamming distance of two strings is equal to  $k$  ( $k \leq 0$ ), whenever  $k$  is minimal number of rewrite operations which when applied on one of the strings produce the other string. Rewrite operation rewrite one symbol of the alphabet by some other symbol of the alphabet. Symbols cannot be deleted or inserted. Hammingova distance is defined only for pairs of strings of equal length.

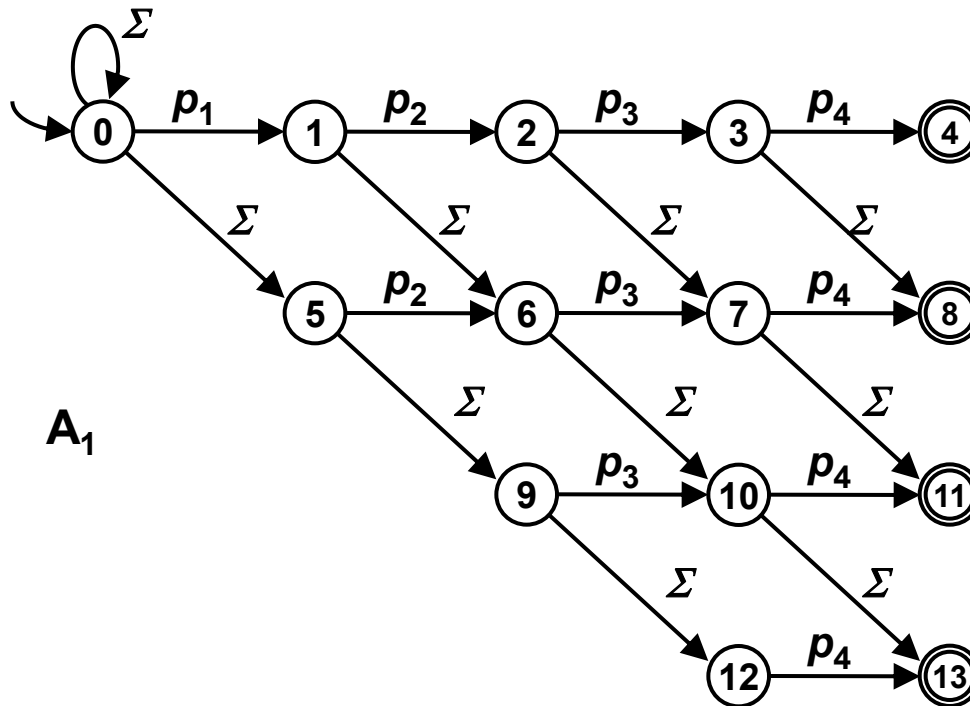
**Informally:** Align the strings and count the number of mismatches of corresponding symbols.

### Learn some Czech

l o k o m o t i v a  
v y k o l e j i l a      distance = 6

m a l é \_ p i v o  
v e l k ý \_ v ů z      distance = 8

Automaton  $A_1$  for approximate pattern matching. It detects all occurrences of substrings which Hamming distance from the pattern  $p_1p_2p_3p_4$  is less or equal to 3.

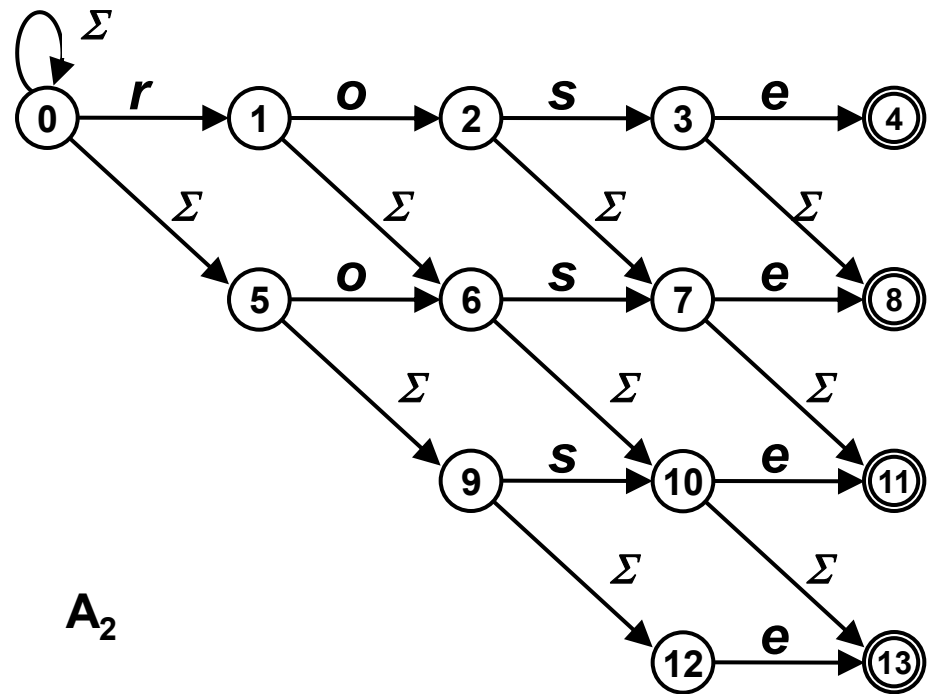




Automaton  $A_2$  for approximate pattern matching. It detects all occurrences of substrings which Hamming distance from the pattern rose is less or equal to 3.

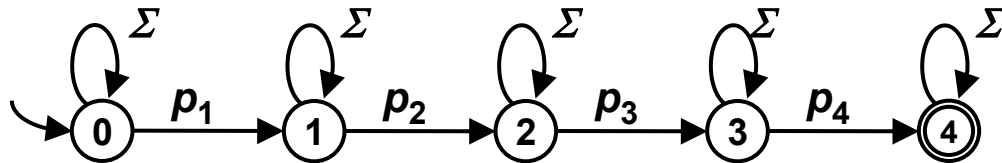
Automaton  $A_2$  detects among others also the words:

- rose (distance = 0)
- dose (distance = 1)
- rest (distance = 2)
- list (distance = 3)
- and more...



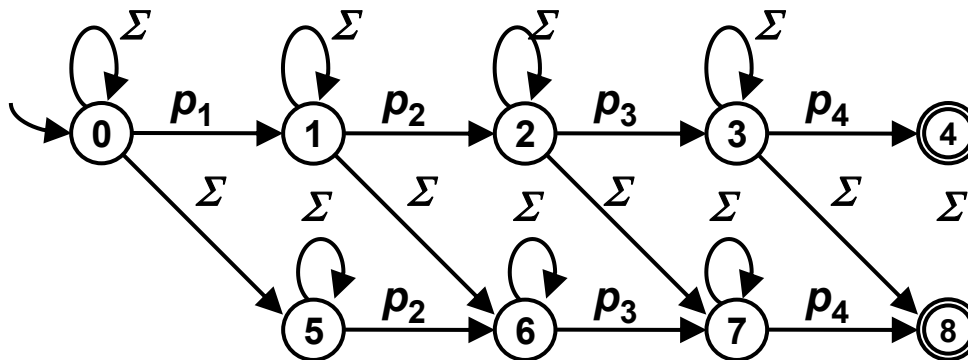
Example

NFA accepting any word with subsequence  $p_1 p_2 p_3 p_4$  anywhere in it.

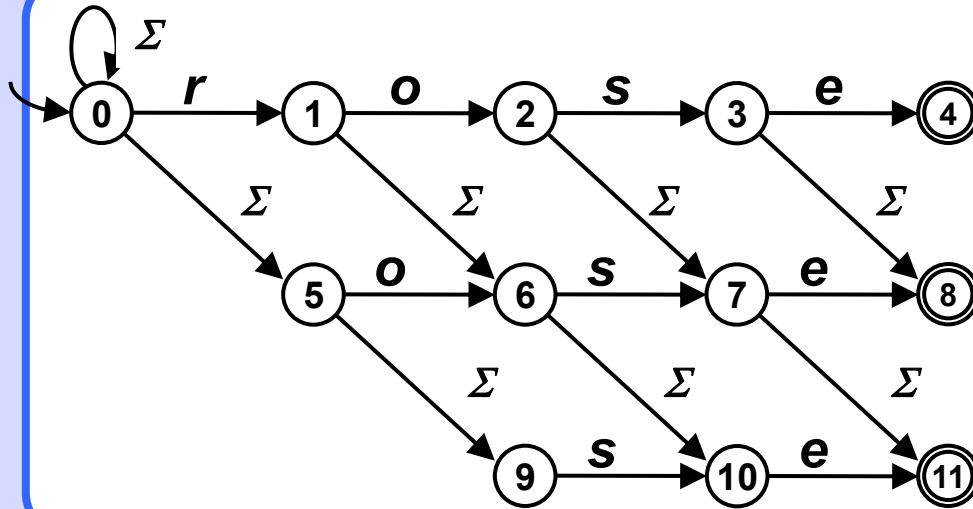


Example

NFA accepting any word with subsequence  $p_1 p_2 p_3 p_4$  anywhere in it, one symbol in the sequence may be altered.



Alternatively: NFA accepting any word containing a subsequence  $Q$  which Hamming distance from  $p_1 p_2 p_3 p_4$  is at most 1.



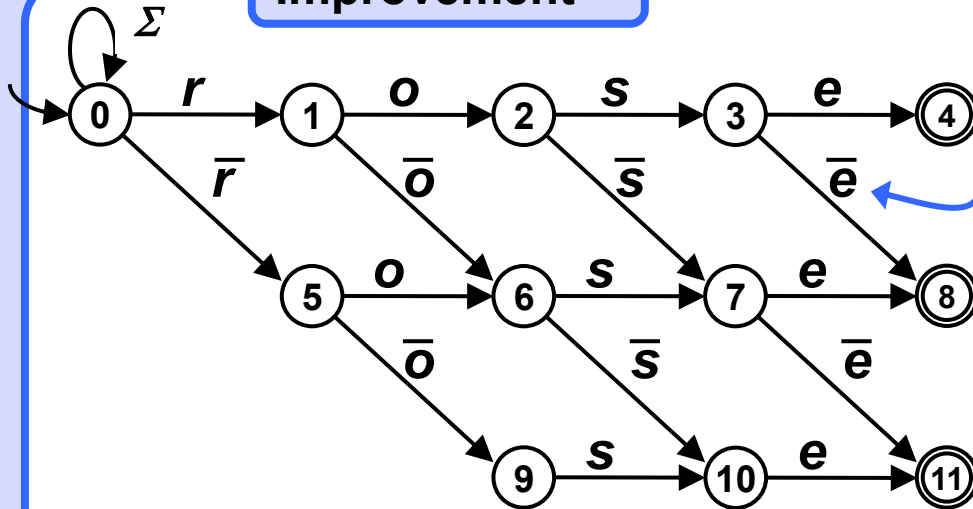
Hamming distance of the found pattern Q from pattern P = rose cannot be deduced from the particular end state.

E.g.: "rope":

r - 1 - o - 2 - p - 7 - e - 8.

r - 5 - o - 6 - p - 10 - e - 11.

### Improvement



Notation:  $\bar{x} = \Sigma - \{x\}$   
means: Complement of x in  $\Sigma$ .

Hamming distance from the pattern P = rose to the found pattern Q corresponds exactly to the end state.

## Levenshtein distance

Levenshtein distance of two strings A and B

is such minimal  $k$  ( $k \geq 0$ ), that we can change A to B or B to A by applying exactly  $k$  edit operations on one of them.

The edit operation is Remove, Insert or Rewrite any symbol of the alphabet anywhere in the string. (Rewrite is also called Substitution.)

Levenshtein distance is thus defined for any two strings over a given alphabet.

B R U X E L L E S

Delete X

B E T E L G E U S E

Rewrite R→E, U→T, L→G

Insert U, E

distance = 6

### Note

Although the distance is defined unambiguously (prove!), the particular edit operations transforming one string to another may vary (find an example).

## Calculating Levenshtein distance

Apply a simple Dynamic Programming approach.

Let  $A = a[1].a[2]. \dots .a[n] = A[1..n]$ ,  $B = b[1].b[2]. \dots .b[m] = b[1..m]$ ,  $n, m \geq 0$ .

$\text{Dist}(A, B) = |m - n|$  **if  $n = 0$  or  $m = 0$**

$\text{Dist}(A, B) = 1 + \min ( \text{Dist}(A[1..n - 1], B[1..m]),$   
 $\text{Dist}(A[1..n], B[1..m - 1]),$   
 $\text{Dist}(A[1..n - 1], B[1..m - 1]) )$  **if  $n > 0$  and  $m > 0$**   
**and  $A[n] \neq B[m]$**

$\text{Dist}(A, B) = \text{Dist}(A[1..n - 1], B[1..m - 1])$  **if  $n > 0$  and  $m > 0$**   
**and  $A[n] = B[m]$**

Calculation corresponds to ... Operation

$\text{Dist}(A[1..n - 1], B[1..m]),$  ... **Insert**(A,  $n - 1$ , B[m]) or **Delete**(B, m)

$\text{Dist}(A[1..n], B[1..m - 1]),$  ... **Insert**(B,  $m - 1$ , A[n]) or **Delete**(A, n)

$\text{Dist}(A[1..n - 1], B[1..m - 1])$  ... **Rewrite**(A, n, B[m]) or **Rewrite**(B, m, A[n])

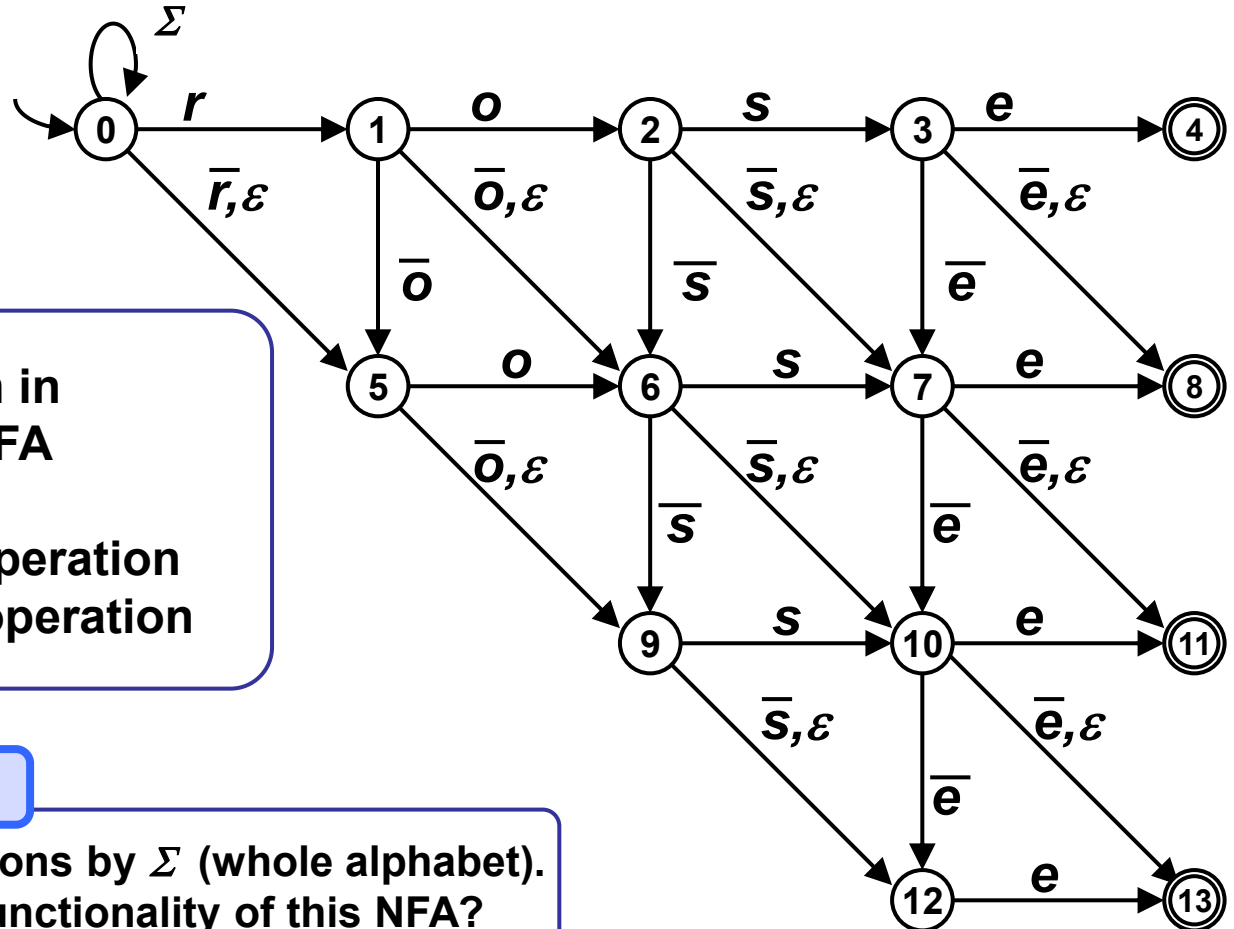
$\text{Dist}(\text{"BETELGEUSE"}, \text{"BRUXELLES"}) = 6$

		B	E	T	E	L	G	E	U	S	E
	0	1	2	3	4	5	6	7	8	9	10
B	1	0	1	2	3	4	5	6	7	8	9
R	2	1	1	2	3	4	5	6	7	8	9
U	3	2	2	2	3	4	5	6	6	7	8
X	4	3	3	3	3	4	5	6	7	7	8
E	5	4	3	4	3	4	5	5	6	7	7
L	6	5	4	4	4	3	4	5	6	7	8
L	7	6	5	5	5	4	4	5	6	7	8
E	8	7	6	6	5	5	5	4	5	6	7
S	9	8	7	7	6	6	6	5	5	5	6

### Warning

Some top of Google search links to "compute Levenshtein distance" are wrong, typically they mistakenly init 0-th row/column with 0's. Wikipedia code is correct.

NFA searches in text for a pattern within Levenshtein distance 3 from the pattern "rose". Note the  $\varepsilon$ -transitions.



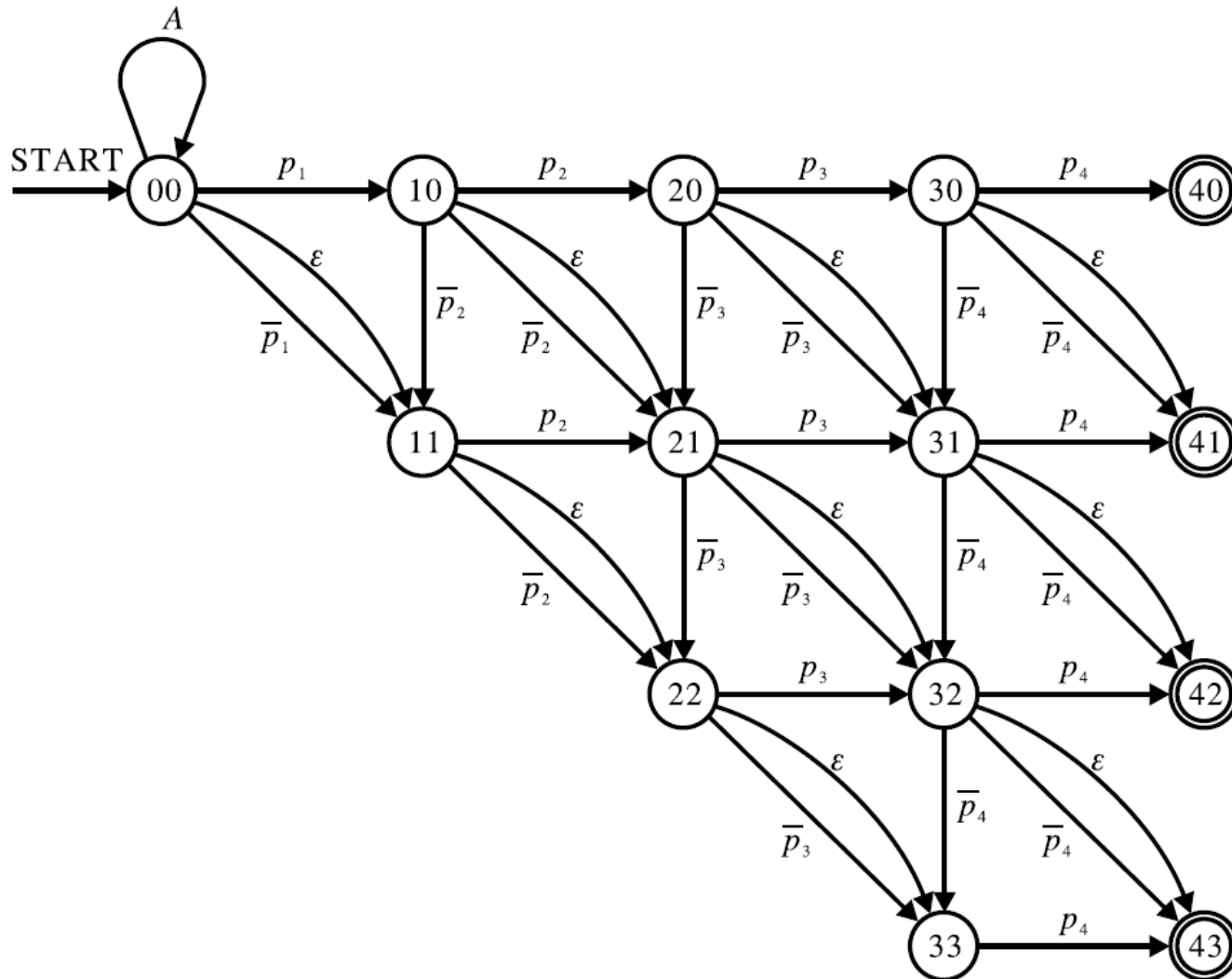
More transitions than in Hamming distance NFA

vertical ... Insert operation  
epsilon ... Delete operation

Self-check question

Label the vertical transitions by  $\Sigma$  (whole alphabet). How will it change the functionality of this NFA?

## Another example





**Challenge?**

There is a kind of discrepancy, seemingly:

1. Levenshtein distance of strings A and B can be calculated using the DP approach in  $O(m \cdot n)$  time.
2. Determining the Levenshtein distance between A and B can be done also by treating A as text and B as a pattern (or vice versa) and applying the appropriate NFA on the text, which would run in just  $O(\min(m, n))$  time.

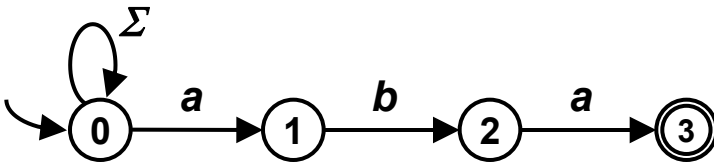
Why bother to do calculations with DP?

## Bit representation of NFA

Size of transition table  $T$  is  $|Q| \times |\Sigma|$  and each its element  $T[i, k]$  corresponds to state  $q_i \in Q$  and symbol  $a_k \in \Sigma$ .  $T[i, k]$  is vector of length  $|Q|$  and holds:  
 $T[i, k][j] == 1 \Leftrightarrow q_j \in \delta(q_i, a_k)$ .

For bit vector  $F$  of final states holds  $F[j] == 1 \Leftrightarrow q_j \in F_A$

## Example



	a	b	z
0	0,1	0	0
1		2	
2			3
3			

**F**

$$z \in \Sigma - \{a, b\}$$

Automaton A detects pattern *aba* in a text.

<i>T</i>	a	b	z
<i>i=0</i>	1	1	1
	1	0	0
	0	0	0
	0	0	0
<i>i=1</i>	0	1	0
	0	0	0
	0	0	0
	0	0	0
<i>i=2</i>	0	0	0
	0	0	0
	1	0	0
	0	0	0
<i>i=3</i>	0	0	0
	0	0	0
	0	0	0

Bit representation of automaton A.

<i>F</i>
0 0 0 1

$$T[1, 2][4] == 0$$

starting configuration

text symbols

čas

A

sets of states represented by bit arrays during computation

0	1	1	1	1	1	1	1	1	1	1	1
1	0	1	0	0	1	0	0	1	1	0	1
2	0	0	0	0	0	1	0	0	0	1	0
3	0	0	0	0	0	0	0	0	0	0	1
	{0}	{0,1}	{0}	{0}	{0,1}	{0,2}	{0}	{0,1}	{0,1}	{0,2}	{0,1,3}

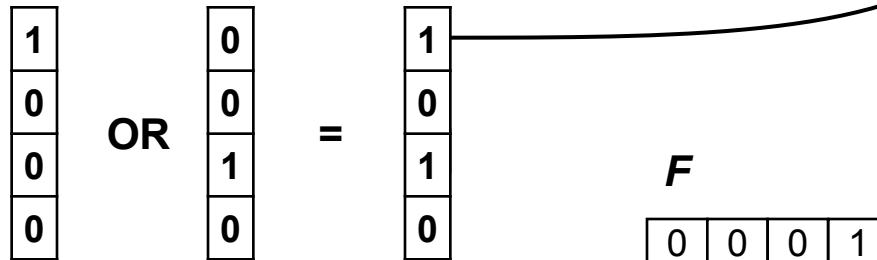
sets of states

T

a b z

	1	1	0
i=0	1	0	0
	0	0	0
	0	0	0
	0	0	0
i=1	0	0	0
	0	1	0
	0	0	0
	0	0	0
i=2	0	0	0
	0	0	0
	1	0	0
	0	0	0
i=3	0	0	0
	0	0	0
	0	0	0

**example**  
Automaton is in states {0,1}, it reads symbol b



Simulation of work of NFA without  $\varepsilon$ -transitions  
Basic method, implemented with bit vectors.

Input: Bit table T of transitions, bit vector F of final states,  
number of states Q.size, text in array t (indexed from 1).  
Output: Simulated run and output of the automaton.

```
S[0] = [100..0]; i = 1;    // init
while ((i <= t.length) && (S[i-1] != [000...0])) {
    for(j=0; j < Q.size; j++)
        if ((S[i][j] == 1) && (F[j] == 1))
            print (q[j].final_state_info);
    S[i] = [000...0];
    for(j=0; j < Q.size; j++)
        if (S[i-1][j]==1)
            S[i] = S[i] or T[j][t[i]];
    i++;
}
```



**OPPA European Social Fund  
Prague & EU: We invest in your future.**

---