

Introduction to Robotics

Jan Faigl

Department of Computer Science
Faculty of Electrical Engineering
Czech Technical University in Prague

Lecture 01

B4M36UIR – Artificial Intelligence in Robotics

Overview of the Lecture

- Part 1 – Course Organization
 - Course Goals
 - Means of Achieving the Course Goals
 - Evaluation and Exam
- Part 2 – Introduction to Robotics
 - Robots and Robotics
 - Challenges in Robotics
 - What is a Robot?
 - Locomotion

Part I

Part 1 – Course Organization

Course and Lecturers

B4M36UIR – Artificial Intelligence in Robotics

- <https://cw.fel.cvut.cz/wiki/courses/b4m36uir/>
- Department of Computer Science – <http://cs.fel.cvut.cz>
- Artificial Intelligence Center (AIC) – <http://aic.fel.cvut.cz>
- Lecturers

doc. Ing. **Jan Faigl**, Ph.D.

- Center for Robotics and Autonomous Systems (CRAS)
<http://robotics.fel.cvut.cz>
- Computational Robotics Laboratory (ComRob)
<http://comrob.fel.cvut.cz>



Mgr. **Viliam Lisý**, M.Sc., Ph.D.

- Game Theory (GT) research group
- Adversarial planning, Game Theory,



Course Goals

- **Master** (yourself) with applying AI methods in robotic tasks
Labs, homeworks, exam
- **Become** familiar with the notion of intelligent robotics and autonomous systems
- **Acquire** knowledge of robotic data collection planning
- **Acquire experience** on combining approaches in autonomous robot control programs
Integration of existing algorithms (implementation) in to mission planning software and robot control program
- **Experience** solution of robotic problems
Your own experience!

Course Organization and Evaluation

- B4M36UIR and BE4M36UIR – Artificial intelligence in robotics
- Extent of teaching: 2(lec)+2(lab);
- Completion: Z,ZK; Credits: 6;
Z – ungraded assessment, ZK – exam
- Ongoing work during the semester – labs' tasks and homeworks
- Exam: test and exam
Be able to independently work with the computer in the lab (class room)
- Attendance to labs and successful evaluation of homeworks

Resources and Literature

Textbooks

- **Introduction to AI Robotics**, Robin R. Murphy, MIT Press, 2000
First lectures for the background and context
- **The Robotics Primer**, Maja J. Mataric, MIT Press, 2007
First lectures for the background and context
- **Planning Algorithms**, Steven M. LaValle, Cambridge University Press, 2006
<http://planning.cs.uiuc.edu>



- **Lectures** – “comments” on the textbooks, slides, and **your notes**
- **Laboratory Exercises** – labs' tasks and homeworks
- **Selected research papers** – further specified during the course

Further Books 1/2

- **Principles of Robot Motion: Theory, Algorithms, and Implementations**, H. Choset, K. M. Lynch, S. Hutchinson, G. Kantor, W. Burgard, L. E. Kavraki and S. Thrun, MIT Press, Boston, 2005
- **Introduction to Autonomous Mobile Robots, 2nd Edition**, Roland Siegwart, Illah R. Nourbakhsh, and Davide Scaramuzza, MIT Press, 2011
- **Computational Principles of Mobile Robotics**, Gregory Dudek and Michael Jenkin, Cambridge University Press, 2010



Further Books 2/2


- **Robot Motion Planning and Control**, Jean-Paul Laumond, Lectures Notes in Control and Information Sciences, 2009
<http://homepages.laas.fr/jpl/book.html>
- **Probabilistic Robotics**, Sebastian Thrun, Wolfram Burgard, Dieter Fox, MIT Press, 2005
<http://www.probabilistic-robotics.org/>
- **Robotics, Vision and Control: Fundamental Algorithms in MATLAB**, Peter Corke, Springer, 2011
<http://www.petercorke.com/RVC1/>



Lectures – Winter Semester (WS) Academic Year 2017/2018

- Schedule for the academic year 2017/2018
<http://www.fel.cvut.cz/en/education/calendar.html>
- Lectures:
 - Karlovo náměstí, Room No. KN:E-126, Monday, 9:15–10:45
- 14 teaching weeks 13 lectures
- New Year's Day – 1.1.2018 (Monday)

Teachers

- Ing. Petr Čížek 
- Hexapod walking robots – design and motion control
- Vision based Simultaneous Location and Mapping (SLAM)
- Image processing and robot control on FPGA
- Motion planning and terrain traversability assessment

Communicating Any Issues Related to the Course

- Ask the lab teacher or the lecturer
- Use e-mail for communication
 - Use your **faculty e-mail**
 - Put **UIR or B4M36UIR, BE4M36UIR** to the subject of your message
 - Send copy (Cc) to lecturer/teacher

Computers and Development Tools

- Network boot with home directories (NFS v4)
Data transfer and file synchronizations – ownCloud, SSH, FTP, USB
- Python or/and C/C++ (**gcc** or **clang**)
- V-REP robotic simulator <http://www.coppeliarobotics.com/>
- Open Motion Planning Library (OMPL) <http://ompl.kavrakilab.org/>
- Sources and libraries provided by **Computational Robotics Laboratory**
- Any other open source libraries
- Gitlab FEL – <https://gitlab.fel.cvut.cz/>
- FEL Google Account – access to Google Apps for Education
See <http://google-apps.fel.cvut.cz/>
- Information resources (IEEE Xplore, ACM, Science Direct, Springer Link)
 - *IEEE Robotics and Automation Letters (RA-L), IEEE Transactions on Robotics (T-RO), International Journal of Robotics Research (IJRR), Journal of Field Robotics (JFR), Robotics and Autonomous Robots (RAS), Autonomous Robots (AuRo), etc.*

Grading Scale

Grade	Points	Mark	Evaluation
A	≥ 90	1	Excellent
B	80–89	1,5	Very Good
C	70–79	2	Good
D	60–69	2,5	Satisfactory
E	50–59	3	Sufficient
F	<50	4	Fail

Homeworks

- HW 01 (10 points) – Grid (graph) based planning
- HW 02 (10 points) – Motion planning in configuration space
- HW 03 (10 points) – Data collection planning
- HW 04 (10 points) – Adversarial planning
- All homeworks must be submitted to award an ungraded assessment
- **Late submission will be penalized!**

Overview of the Lectures

1. Course information, Introduction to (AI) robotics
2. Robotic paradigms and control architectures
3. Path and motion planning
4. Grid and graph based methods
5. Robotic Information Gathering - exploration of unknown environment
6. Randomized sampling-based motion planning Methods
7. Multi-Goal Planning - robotic variants of the TSP
8. Data collection planning - TSP(N), PC-TSP(N), and OP(N)
9. Data collection planning with curvature-constrained vehicles
10. Multi-robot data collection planning
11. Game theory in robotics
12. Game theory in robotics
13. Game theory in robotics

Course Evaluation

Points	Maximum Points	Required Minimum Points
Lab tasks	20	10
Homeworks*	40	20
Exam test	20	10
Exam	20	10
Total	100 points	50 points is E!


*All homeworks have to be submitted

- **30** points from the semester are required for awarding ungraded assessment
- The course can be passed with **ungraded assessment and exam**
- All homeworks must be submitted and pass the evaluation

Part II

Part 2 – Introduction to Robotics

What is Understood as Robot?




Rossum's Universal Robots (R.U.R.)



Industrial robots



Cyberdyne T-800



NS-5 (Sonny)

Artificial Intelligence (AI) is probably most typically understood as an intelligent robot

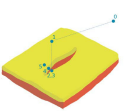
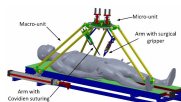
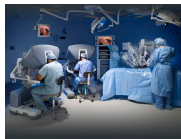
Stationary Robots

- Conventional robots need separated and human-inaccessible working space because of safety reasons
- Cooperating robots share the working space with humans



Robotic Surgery

- Evolution of Laparoscopic Surgery
 - Complex operations with shorter postoperative recovery
- Precise robotic manipulators and teleoperated surgical robotic systems
- Further step is automation of surgical procedures
 - One of the main challenges is planning and navigation in tissue



Tissue model



Robotic Arm of the Da Vinci Surgical System



Surgical droid 2-1B

Intelligent Robots

- React to the environment – sensing
- Adapt to the current conditions
- Make decision and new goals
 - E.g., in robotic exploration
- Even though they are autonomous systems, the behaviour is relatively well defined
- Adaptation and ability to solve complex problems are implemented as algorithms and techniques of **Artificial Intelligence**

In addition to mechanical and electrical design, robot control, sensing, etc.




Types of Mobile Robots

- Regarding the environment: ground, underground, aerial, surface, and underwater vehicles
- Based on the locomotion: wheeled, tracked, legged, modular



Artificial Intelligence and Robotics

- Artificial Intelligence (AI) field originates in 1956 with the summary that an intelligent machine needs:
 - Internal models of the world
 - Search through possible solutions
 - Planning and reasoning to solve problems
 - Symbolic representation of information
 - Hierarchical system organization
 - Sequential program execution
 - M. Mataric, Robotic Primer
- AI-inspired robot – **Shakey**
 - Artificial Intelligence laboratory of Stanford Research Institute (1966–1972)
- Shakey – perception, geometrical map building, planning, and acting – early AI-inspired robot with **purely deliberative control**



Stationary vs Mobile Robots

- Robots can be categorized into two main groups



Stationary (industrial) robots



Mobile robots

- Stationary robots – defined (limited) working space
 - Even stationary robots need an efficient motion, and thus **motion planning tasks** can be a challenging problem
- Mobile robots – it can move, and therefore, it is necessary to address the problem of **navigation**

Challenges in Robotics

- Autonomous vehicles – cars, deliveries, etc
- Consumable robots – toys, vacuum cleaner, lawn mower, pool cleaner
- Robotic companions
- Search and rescue missions
- Extraterrestrial exploration
- Robotic surgery
- Multi-robot coordination

In addition to other technological challenges, new efficient AI algorithms have to be developed to address the nowadays and future challenges

Robotics in B4M36UIR


- Fundamental problems related to motion planning and mission planning with mobile robots
- The discussed motion planning methods are general and applicable also into other domains and different robotic platforms including stationary robotic arms
- Robotics is interdisciplinary field**
 - Electrical, mechanical, control, and computer engineering
 - Computer science** such as machine learning, artificial intelligence, computational intelligence, machine perception, etc.
 - Human-Robot interaction and cognitive robotics are also related to psychology, brain-robot interfaces to Neuroscience, robotic surgery to medicine, etc.

In B4M36UIR, we will touch a small portion of the whole field, mostly related to motion planning and mission planning that can be "encapsulated" as **robotic information gathering**

What is a Robot?

A robot is an autonomous system which exists in the physical world, can sense its environment, and can act on it to achieve some goals

- The robot has a physical body in the physical world – **embodiment**
- The robot has **sensors** and it can **sense/perceive** its environment
- A robot has effectors and actuators – it can **act** in the environment
- A robot has **controller** which allows it to be **autonomous**



Jan Faigl, 2017

B4M36UIR – Lecture 01: Introduction to Robotics

34 / 52

Robots and Robotics


Challenges in Robotics

What is a Robot?

Locomotion

Sensors

- **Proprioceptive sensors** – measure internal status, e.g., encoders, inclinometer, inertial navigation systems (INS), compass, but also Global Positioning System (GPS)
- **Exteroceptive (proximity) sensors** – measure objects relative to the robot
- **Contact sensors** – e.g., mechanical switches, physical contact sensors that measure the interaction forces and torques, tactile sensors etc.
- **Range sensors** – measure the distance to objects, e.g., sonars, lasers, IR, RF, time-of-flight
- **Vision sensors** – complex sensing process that involves extraction, characterization, and information interpretation from images



Jan Faigl, 2017

B4M36UIR – Lecture 01: Introduction to Robotics

37 / 52

Robots and Robotics

Challenges in Robotics

What is a Robot?

Locomotion

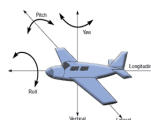
Degrees of Freedom (DOF)

- **Degree of Freedom (DOF)** is the minimal required number of independent parameters to completely specify the motion of a mechanical system

It defines how the robot can move

In 3D space, a body has usually 6 DOF (by convention)

- **Translational DOF** – x, y, z
- **Rotational DOF** – *roll, pitch, and yaw*



- **Controllable DOF (CDOF)** – the number of the DOF that are controllable, i.e., a robot has an actuator for such a DOF

Jan Faigl, 2017

B4M36UIR – Lecture 01: Introduction to Robotics

40 / 52

Embodiment

- The robot body allows the robot to act in the physical world
E.g., to go, to move objects, etc.
- Software agent is not a robot
- Embodied robot is under the same physical laws as other objects
 - Cannot change shape or size arbitrarily
 - It must use actuators to move
 - It needs energy
 - It takes some time to speed up and slow down
- Embodied robot has to be aware of other bodies in the world
 - Be aware of possible collisions
- The robot body influences how the robot can move

Notice, faster robots look smarter

Jan Faigl, 2017

B4M36UIR – Lecture 01: Introduction to Robotics

35 / 52

Robots and Robotics

Challenges in Robotics

What is a Robot?

Locomotion

Action

- **Effectors** enable a robot to take an action
 - They use underlying mechanism such as muscles and motors called **actuators**
- Effectors and actuators provide two main types of activities
 - **Locomotion** – moving around
 - **Manipulation** – handling objects
- Locomotion mechanisms – wheels, legs, modular robots, but also propellers etc.

Mobile robotics – robots that move around

Robotic arms



With more and more complex robots, a separation between mobile and manipulator robots is less strict and robots combine mobility and manipulation

Jan Faigl, 2017

B4M36UIR – Lecture 01: Introduction to Robotics

38 / 52

Robots and Robotics

Challenges in Robotics

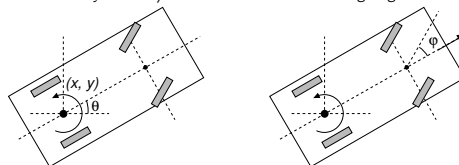
What is a Robot?

Locomotion

DOF vs CDOF

- If a vehicle moves on a surface, e.g., a car, it actually moves in 2D
- The body is at the position $(x, y) \in \mathbb{R}^2$ with an orientation $\theta \in \mathbb{S}^1$
- A car in a plane has $\text{DOF} = 3, (x, y, \theta)$ but $\text{CDOF} = 2, (v, \varphi)$

Only forward/reverse direction and steering angle can be controlled



That is why a parallel parking is difficult

- A car cannot move in an arbitrary direction, but 2 CDOF can get car to any position and orientation in 2D
- To get to a position, the car follows a **continuous trajectory (path)**, but with **discontinuous velocity**

Uncontrollable DOF makes the movement more complicated

Jan Faigl, 2017

B4M36UIR – Lecture 01: Introduction to Robotics

41 / 52

Sensing / Perception

- Sensors are devices that enable a robot to perceive its physical environment to get information about itself and its surroundings
- **Exteroceptive** sensors and **proprioceptive** sensors
- Sensing allows the robot to know its **state**
- State can be **observable**, **partially observable**, or **unobservable**
 - State can be **discrete** (e.g., on/off, up/down, colors) or **continuous** (velocity)
 - **State space** consists of all possible states in which the system can be
 - **space** refers to all possible values
 - **External state** – the state of the world as robot can sense it
 - **Internal state** – the state of the robot as the robot can perceive it



E.g., remaining battery

Jan Faigl, 2017

B4M36UIR – Lecture 01: Introduction to Robotics

36 / 52

Robots and Robotics

Challenges in Robotics


What is a Robot?

Locomotion

Effectors and Actuators

- **Effector** – any device on a robot that has an effect on the environment
- **Actuator** – a mechanisms that allows the effector to execute an action or movement, e.g., motors, pneumatics, chemically reactive materials, etc.
- Electric motors – Direct-Current (DC) motors, gears,
 - **Servo motors** – can turn their shaft to a specific position

DC motor + gear reduction + position sensor + electronic circuit to control the motor



Hexapod with 3 servo motors (joints) per each leg and it has 18 servo motors in total

Jan Faigl, 2017

B4M36UIR – Lecture 01: Introduction to Robotics

39 / 52

Robots and Robotics

Challenges in Robotics

What is a Robot?

Locomotion

Ratio of CDOF to the Total DOF

- The ratio of Controllable DOF (CDOF) to the Total DOF (TDOF) represents how easy is to control the robot movement
- **Holonomic** ($\text{CDOF} = \text{TDOF}$, the ratio is 1) – holonomic robot can control all of its DOF
E.g., Multirotor aerial vehicle can control each DOF
- **Nonholonomic** ($\text{CDOF} < \text{TDOF}$, the ratio < 1) – a nonholonomic robot has more DOF that it can control
E.g., a car
- **Redundant** ($\text{CDOF} > \text{TDOF}$, the ratio > 1) – a redundant robot has more ways of control



17 DOF



6 DOF Hexapod



24 TDOF, 18 CDOF Hexapod

Jan Faigl, 2017


B4M36UIR – Lecture 01: Introduction to Robotics

42 / 52

Locomotion

- **Locomotion** refers how the robot body moves from one location to another location
From the Latin Locus (place) and motion
- The most typical effectors and actuators for ground robots are **wheels** and **legs**
- Most of the robots need to be **stable** to work properly
 - **Static stability** – a robot can stand, it can be static and stable
Biped robots are not statically stable, more legs make it easier. Most of the wheeled robots are stable.
 - **Statically stable walking** – the robot is stable all the times
E.g., hexapod with tripod gait
 - **Dynamic stability** – the body must actively balance or move to remain stable, the robots are called dynamically stable
E.g., inverse pendulum

Locomotion of Hexapod Walking Robot

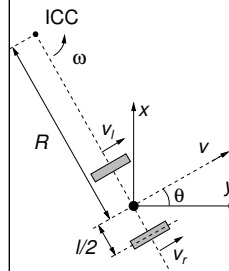
- Let have hexapod robot with six identical legs each with 3 DOF
- Each leg consists of three parts called **Coxa**, **Femur**, and **Tibia**

- The movement is a coordination of the **stance** and **swing** phases of the legs defined by the gait, e.g., tripod
- A **stride** is a combination of the leg movement with the foot tip on the ground (during the **stance phase**) and the leg movement in a particular direction (in the **swing phase**) within one **gait cycle**
- Various gaits can be created by different sequences of stance and swing phases
- $T_{Stance}, T_{Swing}, T_{Stride} = T_{Stance} + T_{Swing}$ defines the **duty factor**
 $\beta = T_{Stance} / T_{Stride}$
Triod $\beta = 0.5$

Control Architectures

- A single control rule may provide simple robot behaviour
Notice, controller can be feed-forward (open-loop) or feedback controller with vision based sensing
- Robots should do more than just avoiding obstacles
- The question is “**How to combine multiple controllers together?**”
- **Control architecture** is a set of guiding principles and constraints for organizing the robot control system
 - Guidelines to develop the robotic system to behave as desired
It is not necessary to know control architectures for simple robotic demos and tasks. But it is highly desirable to be aware of architectures for complex robots

Locomotion – Wheel Robots

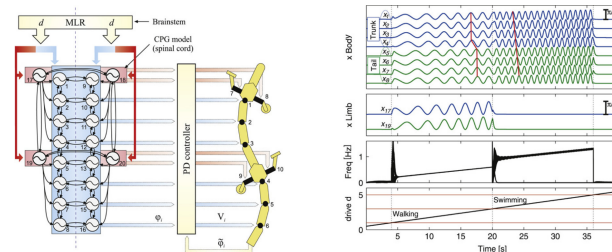
- One of the most simple wheeled robots is **differential drive** robot
 - It has two driven wheels on a common axis
 - It may use a castor wheel (or ball) for stability
 - It is nonholonomic robot
Omnidirectional robot is holonomic robot



- v_l and v_r are velocities along the ground of the left and right wheels, respectively
 - $\omega = \frac{v_r - v_l}{l}, R = \frac{l}{2} \frac{v_l + v_r}{v_r - v_l}$
 - For $v_l = v_r$, the robot moves straight ahead
R is infinite
 - For $v_l = -v_r$, the robot rotates in a place
R is zero
 - Simple motion control can be realized in a turn-move like schema
- Further motion control using path following or trajectory following approaches with feedback controller based on the position of the robot to the path / trajectory

Central Pattern Generator (CPG)

- **Central Pattern Generators (CPGs)** – are neural circuits to produce rhythmic patterns for various activities, i.e., locomotor rhythms to control a periodic movement of a particular body parts
- Salamander CPG with 20 amplitude-controlled phase oscillators

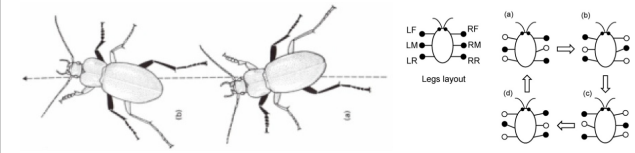


Auke Jan Ijspeert, Neural Networks, 2008

Summary of the Lecture

Locomotion – Legged Robots (Gaits)

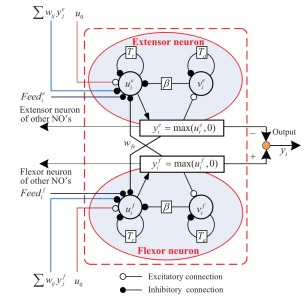
- **Gait** is a way how a legged robot moves
- A gait defines the order how the individual legs lift and lower and also places of the foot tip on the ground
- Properties of gaits are: stability, speed, energy efficiency, robustness (how the gait can recover from some failures), simplicity (how complex is to generate the gait)
- A typical gait for hexapod walking robot is **tripod** which is stable as all the times at least three legs are on the ground



Gullan et al., The Insects: An outline of entomology, 2005 lida et al., Science Direct, 63, 2008

Example of Rhythmic Pattern Oscillator

- One of the widely used oscillators is the **Matsuoka oscillator** model
- It is based on biological concepts of the extensor and flexor muscles
- The rhythmic patterns define the trajectory of the leg end point (foot tip)
- The coordinates of the foot tip can be utilized to compute the joint angles using the **Inverse Kinematics**



Matsuoka, K. (1985). Sustained oscillations generated by mutually inhibiting neurons with adaptation. Biological Cybernetics 52, 367–376

An example of simple CPG to control hexapod walking robot will be shown during the labs

Topics Discussed

- Information about the Course
- Overview of robots, robotics, and challenges
 - Robot – Embodied software agent
 - Sensor, Controller, Actuators
 - Degrees of Freedom (DOF) and Controllable DOF
 - Mobile Robot Locomotion
 - Locomotion Gaits for Legged Robots
 - Central Pattern Generator

■ **Next: Robotic Paradigms and Control Architectures**