

Effective Software

Course 8: Non-blocking I/O, C10K, efficient networking

David Šišlák

david.sislak@fel.cvut.cz

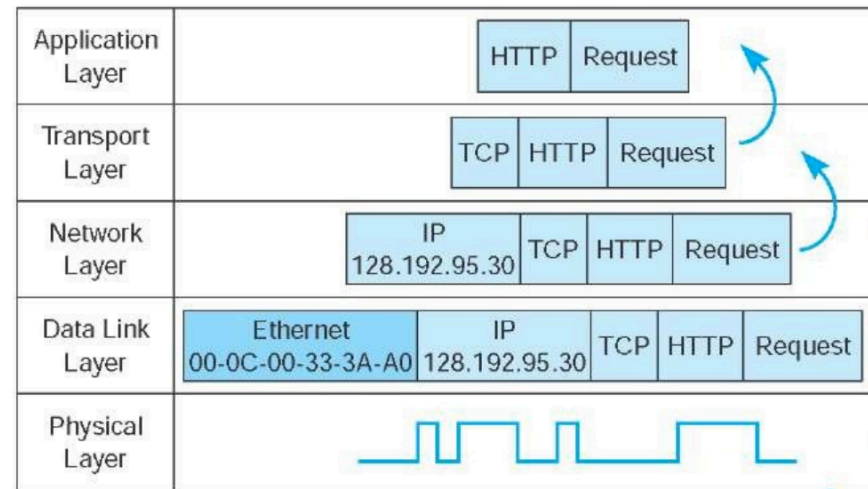
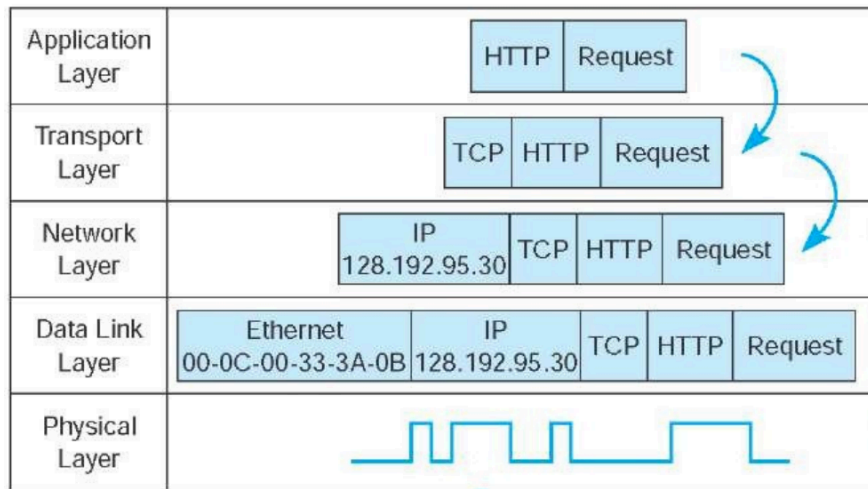
Network Communication – OSI Model

<p>7 – Application Interface to end user. Interaction directly with software application.</p>	<p>Software App Layer Directory services, email, network management, file transfer, web pages, database access.</p>	<p>FTP, HTTP, WWW, SMTP, TELNET, DNS, TFTP, NFS</p>	
<p>6 – Presentation Formats data to be "presented" between application-layer entities.</p>	<p>Syntax/Semantics Layer Data translation, compression, encryption/decryption, formatting.</p>	<p>ASCII, JPEG, MPEG, GIF, MIDI</p>	
<p>5 – Session Manages connections between local and remote application.</p>	<p>Application Session Management Session establishment/teardown, file transfer checkpoints, interactive login.</p>	<p>SQL, RPC, NFS</p>	
<p>4 – Transport Ensures integrity of data transmission.</p>	<p>Segment</p>	<p>End-to-End Transport Services Data segmentation, reliability, multiplexing, connection-oriented, flow control, sequencing, error checking.</p>	<p>TCP, UDP, SPX, AppleTalk</p>
<p>3 – Network Determines how data gets from one host to another.</p>	<p>Packet</p>	<p>Routing Packets, subnetting, logical IP addressing, path determination, connectionless.</p>	<p>IP, IPX, ICMP, ARP, PING, Traceroute</p>
<p>2 – Data Link Defines format of data on the network.</p>	<p>Frame</p>	<p>Switching Frame traffic control, CRC error checking, encapsulates packets, MAC addresses.</p>	<p>Switches, Bridges, Frames, PPP/SLIP, Ethernet</p>
<p>1 – Physical Transmits raw bit stream over physical medium.</p>	<p>Bits</p>	<p>Cabling/Network Interface Manages physical connections, interpretation of bit stream into electrical signals</p>	<p>Binary transmission, bit rates, voltage levels, Hubs</p>

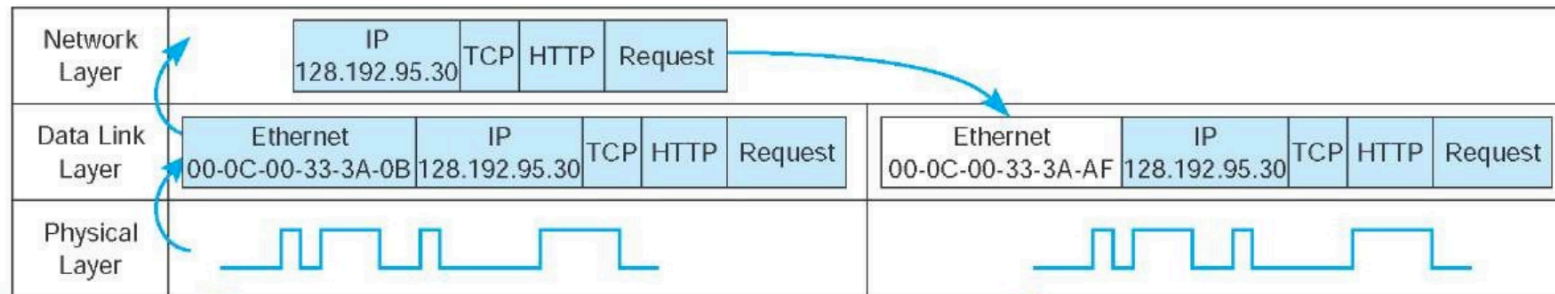
Network Communication – Example

Sender (Client in Building A)

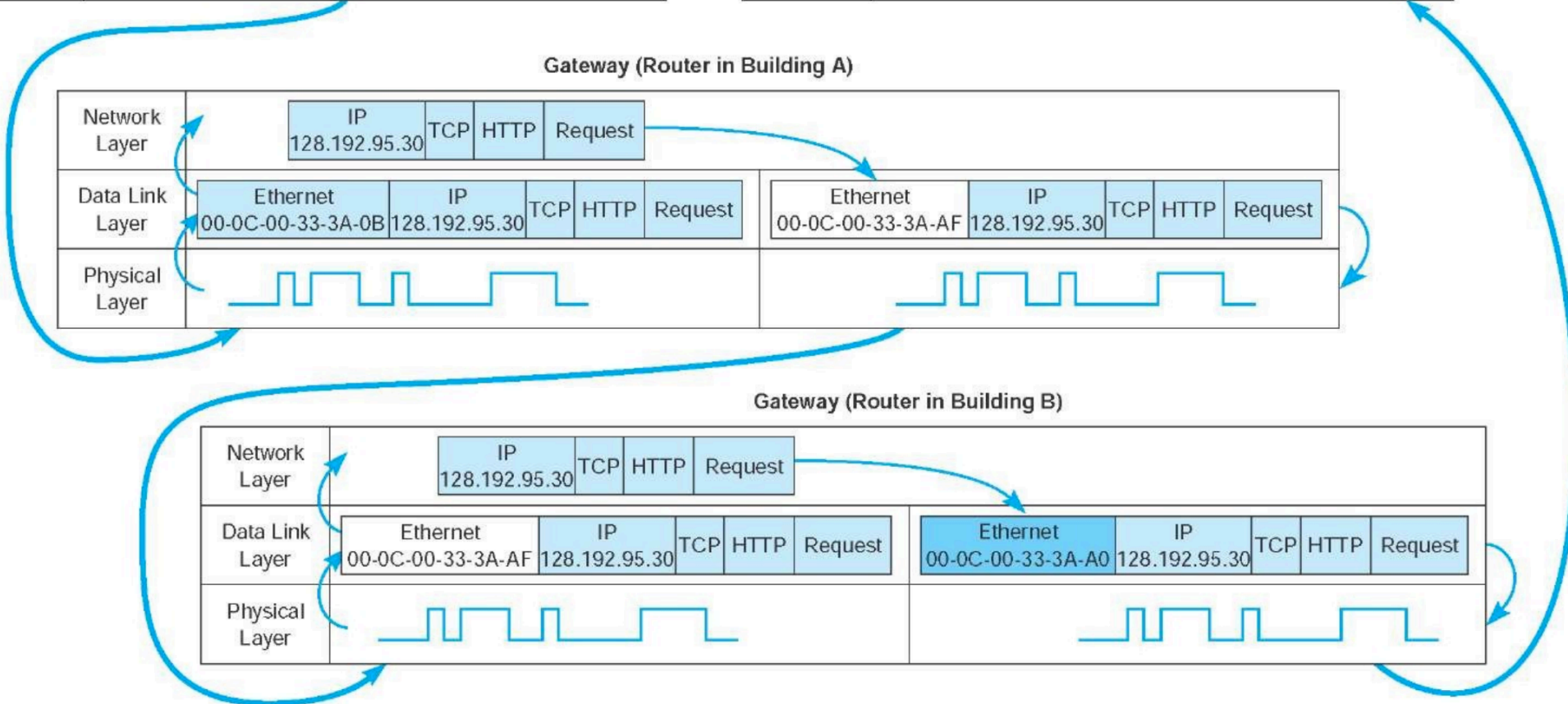
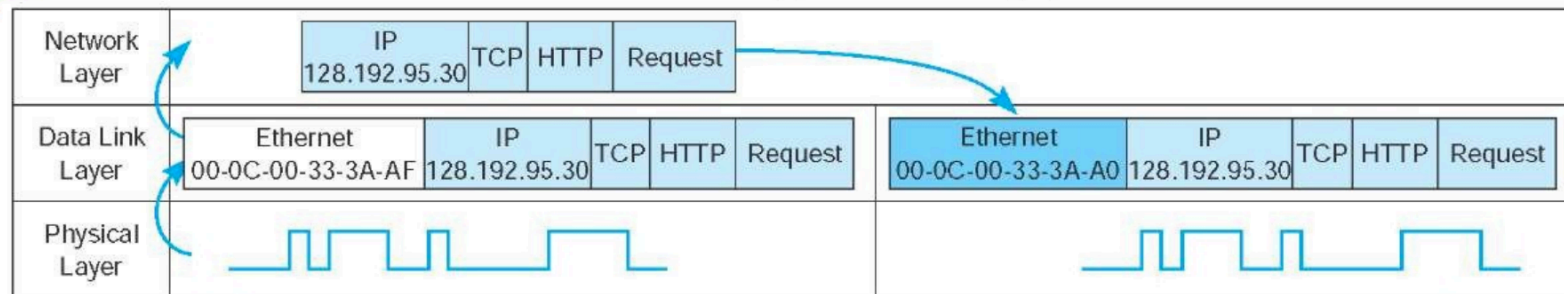
Receiver (Server in Building B)



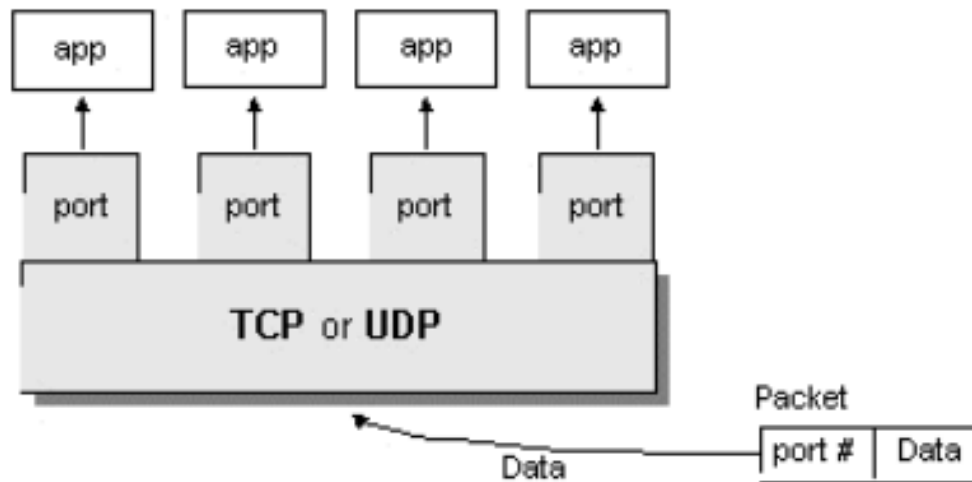
Gateway (Router in Building A)



Gateway (Router in Building B)



Network Communication – Introduction



TCP		UDP	
FTP	20,21	DNS	53
SSH	22	BooTPS/DHCP	67
Telnet	23	TFTP	69
SMTP	25	SNMP	161
DNS	53		
HTTP	80		
POP3	110		
NTP	123		
IMAP4	143		
HTTPS	443		

- » **ports** – 16-bit number
- » **IPv4** – 32-bit address
- » **IPv6** – 128-bit address (
 - 48-bit or more routing prefix, 16-bit or less subnet id, 64-bit interface

[http://\[1fff:0:a88:85a3::ac1f\]:8080/index.html](http://[1fff:0:a88:85a3::ac1f]:8080/index.html)
- » TCP/UDP connection identification – **quad** – src IP, src port, dst IP, dst port

C10k Problem

- » handling a large number of clients (10 000s) at the same time (late 90s)
 - **concurrent connections at one server** requiring efficient scheduling
 - not related to requests per second
- » sometime known as C1M or C10M problem (nowadays)
- » approach
 - don't use **threading servers** like *Apache*
 - each connection handled by own thread/process (pooled but limited)
 - connection operations usually use blocking operations
 - thread scheduling doesn't scale (+cost for thread context switching)
 - thread scheduling used as packet scheduling
 - use **event-driven I/O servers** like *Nginx*
 - do packet scheduling yourself – single-threaded event loop
 - using **non-blocking** operations with **selectors**
 - **multi-core scalability** with controlled number of worker threads
 - reuse thread-based data structures, avoid locks (atomics, non-blocking)

Threads

» processes vs. threads

- both support concurrent execution
- one process has one or multiple threads
- threads share the same address space (data and code)
- context switching between threads is usually less expensive
- thread inter-communication is relatively efficient using shared memory

» JVM

- a thread executes sequence of code with own stack with frames
`t.getStackTrace()`
- own local variables
- own method parameters

» thread creation by

- subclass of **java.lang.Thread**
- implementation of **java.lang.Runnable**

JAVA Thread Pool - ExecutorService

- » concept of **thread pooling** since 1.5
- » suitable for execution of large number of asynchronous tasks
 - e.g. processing of requests in server
- » reduce overhead with Thread creation for each task, context switching
- » interface - `java.util.concurrent.ExecutorService`
 - `shutdown()`, `shutdownNow()`, `awaitTermination`
 - **`execute(Runnable r)`**
 - `Future<?> submit(Runnable r)`, `Future<T> submit(Callable<T> c)`
- » `java.util.concurrent.Future<T>`
 - `boolean cancel(boolean mayInterruptIfRunning)`
 - `isCancelled()`, `isDone()`
 - `V get()`, `V get(long timeout, TimeUnit unit)`
- » `java.util.concurrent.Executors` (optionally with `ThreadFactory`)
 - **`newSingleThreadExecutor()`**
 - **`newFixedThreadPool(nThreads)`**
 - **`newCachedThreadPool()`** – default 60 seconds keep-alive

JAVA Networking

- » java.net package
- » **addressing**
 - InetAddress, InetSocketAddress
- » **UDP**
 - DatagramPacket
 - DatagramSocket
 - MulticastSocket
- » **TCP**
 - Socket
 - ServerSocket
 - URL
 - URLConnection, HttpURLConnection

» **InetAddress**

- get by name - `InetAddress InetAddress.getByName("google.com")`
- get by address - `InetAddress InetAddress.getByAddress(byte ip[])`
- get special - `InetAddress InetAddress.getLocalHost()`

» **InetSocketAddress**

- IP with port – complete address
- `new InetSocketAddress(ia, port)`
- `InetSocketAddress.createUnresolved("www.google.com", 80)`
- nonspecified address, automatic port – `new InetSocketAddress(0)`

» **NetworkInterface**

- `NetworkInterface.getAll()`, `NetworkInterface.getByName("eth0")`
- methods
 - `getDisplayName()`, `getHardwareAddress()`, `getInetAddresses()`

JAVA Networking – TCP Client

» Socket

- end-point of network TCP/IP connection
- is bound to particular destination IP and port
- each TCP/IP connection is uniquely identified by its two end-points
- provides input/output streams

```
try (  
    Socket echoSocket = new Socket( host: "localhost", port: 7);  
    PrintWriter out = new PrintWriter(echoSocket.getOutputStream(), autoFlush: true);  
    BufferedReader in = new BufferedReader(new InputStreamReader(echoSocket.getInputStream()));  
    BufferedReader stdIn = new BufferedReader(new InputStreamReader(System.in))  
    ) {  
  
    String userInput;  
  
    while ((userInput = stdIn.readLine()) != null) {  
        out.println(userInput);  
        System.out.println("echo: " + in.readLine());  
    }  
}
```

» **ServerSocket**

- special socket representing listening TCP/IP end-point
- within constructor you specify the port, and optionally IP where it has to be bound
- wait for establishing connection using method Socket **accept()**

JAVA Networking – TCP Server - Example

threading server example – each handler runs in own thread with blocking I/O

```
ExecutorService clientRunner = Executors.newCachedThreadPool();
try (
    ServerSocket serverSocket = new ServerSocket(port: 7)
) {
    while (true) {
        final Socket s = serverSocket.accept();
        clientRunner.execute(() -> {
            try (
                BufferedReader in = new BufferedReader(new InputStreamReader(s.getInputStream()));
                PrintWriter out = new PrintWriter(s.getOutputStream(), autoFlush: true)
            ) {
                String line;
                while (s.isConnected()) {
                    if ((line = in.readLine()) != null) {
                        out.println(line);
                    }
                }
            } catch (IOException e) {
                e.printStackTrace();
            }
        });
    }
} catch (Exception e) {
    e.printStackTrace();
} finally {
    clientRunner.shutdownNow();
}
```

» **DatagramPacket**

- independent, self-contained message sent over the network
- like packet
 - InetAddress address, int port – destination
 - byte data[], int length, int offset
 - SocketAddress sa – sender

» **DatagramSocket**

- sending or receiving point for a packet delivery service
- can be bound to any available port (using default constructor)
- connect(InetAddress,int) – can sent or receive packets only specified host, if not set in DatagramPacket automatically fill
- send(DatagramPacket p), receive(DatagramPacket p) – blocking IO

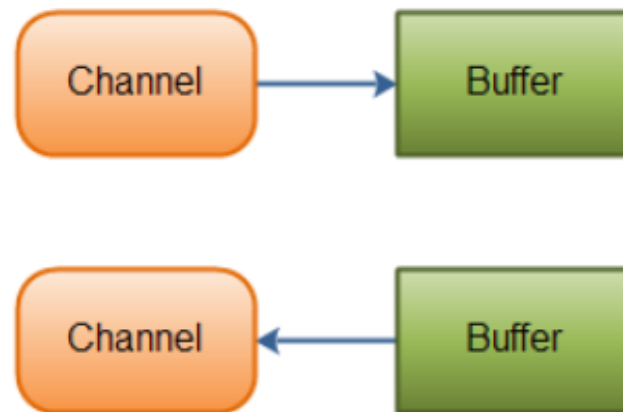
» **MulticastSocket**

- additional capabilities for joining/leaving multicast groups, loopback
- multicast IP (IGMP – Internet Group Management Protocol)

224.0.0.0 – 239.255.255.255

JAVA Networking - NIO

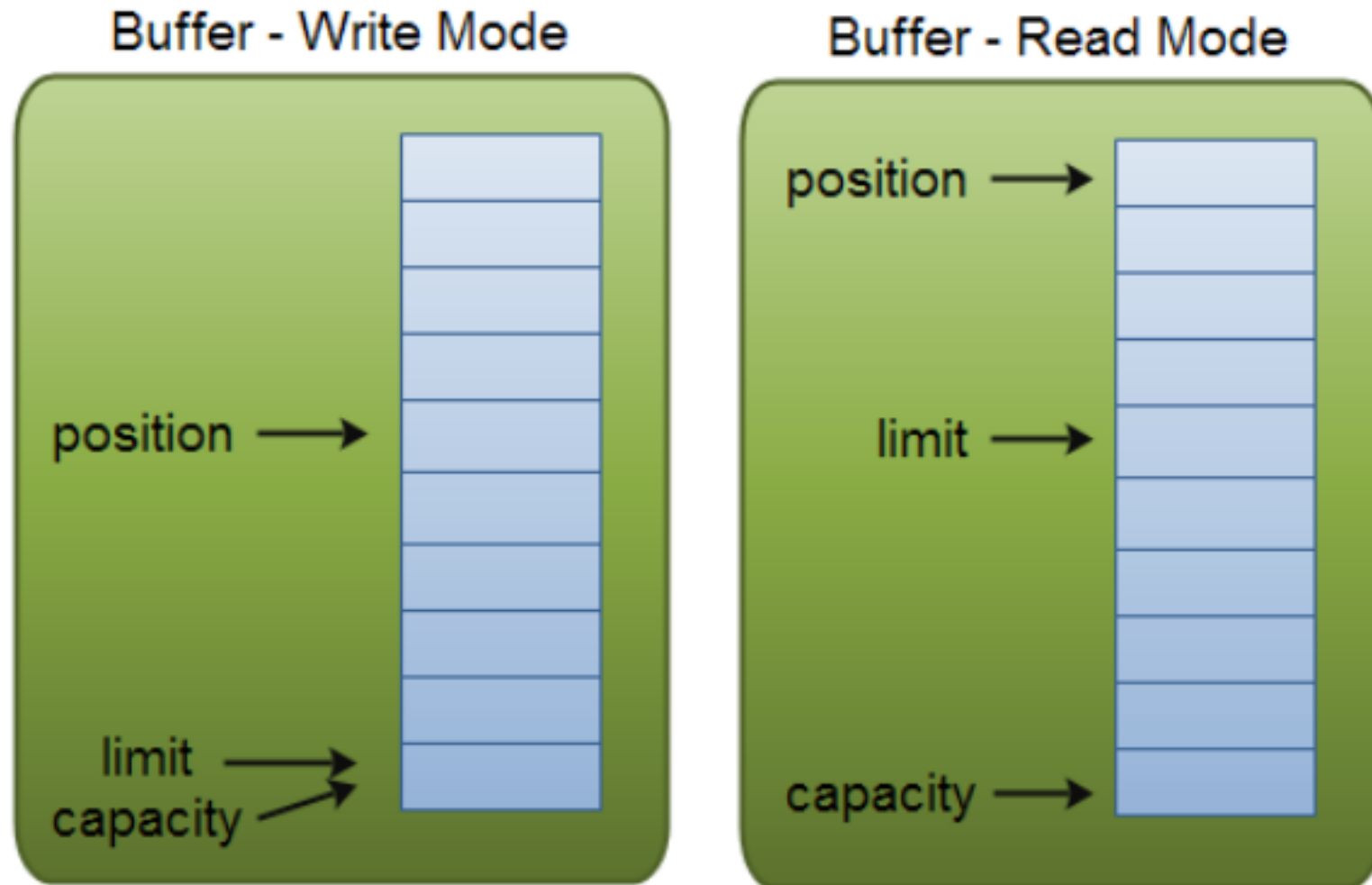
- » scalable I/O – asynchronous I/O requests and polling
- » high-speed **block-oriented** binary and character I/O working – including mapping files to the memory, using channels and selectors
- » Channel is like a bit stream working Buffers



» java.nio.Buffer

- **linear, finite sequence of elements** of a specific primitive type
 - ByteBuffer, CharBuffer, DoubleBuffer, FloatBuffer, IntBuffer, LongBuffer, ShortBuffer, MappedByteBuffer {FileChannel.map(...)}
- not thread safe, **multi mode** for the same buffer (read, write)
- key properties – $0 \leq \text{mark} \leq \text{position} \leq \text{limit} \leq \text{capacity}$
 - capacity – numbers of elements, never changing !
 - limit – index of the first element that should not be read or written
 - position – index of the next element to be read or written
 - mark – index to which its position is set after reset()
- clear() – position=0, limit=capacity => ready for channel read (put)
- flip() – limit=position, position=0 => ready for channel write (get)
- rewind() – limit unchanged, position=0 => ready for re-reading
- mark() – mark = position
- reset() – position=mark

JAVA – NIO - Buffer



- » write mode – `channel.read(buf); buf.put(...);`
- » read mode – `channel.write(buf); ... buf.get();`

» java.nio.Buffer

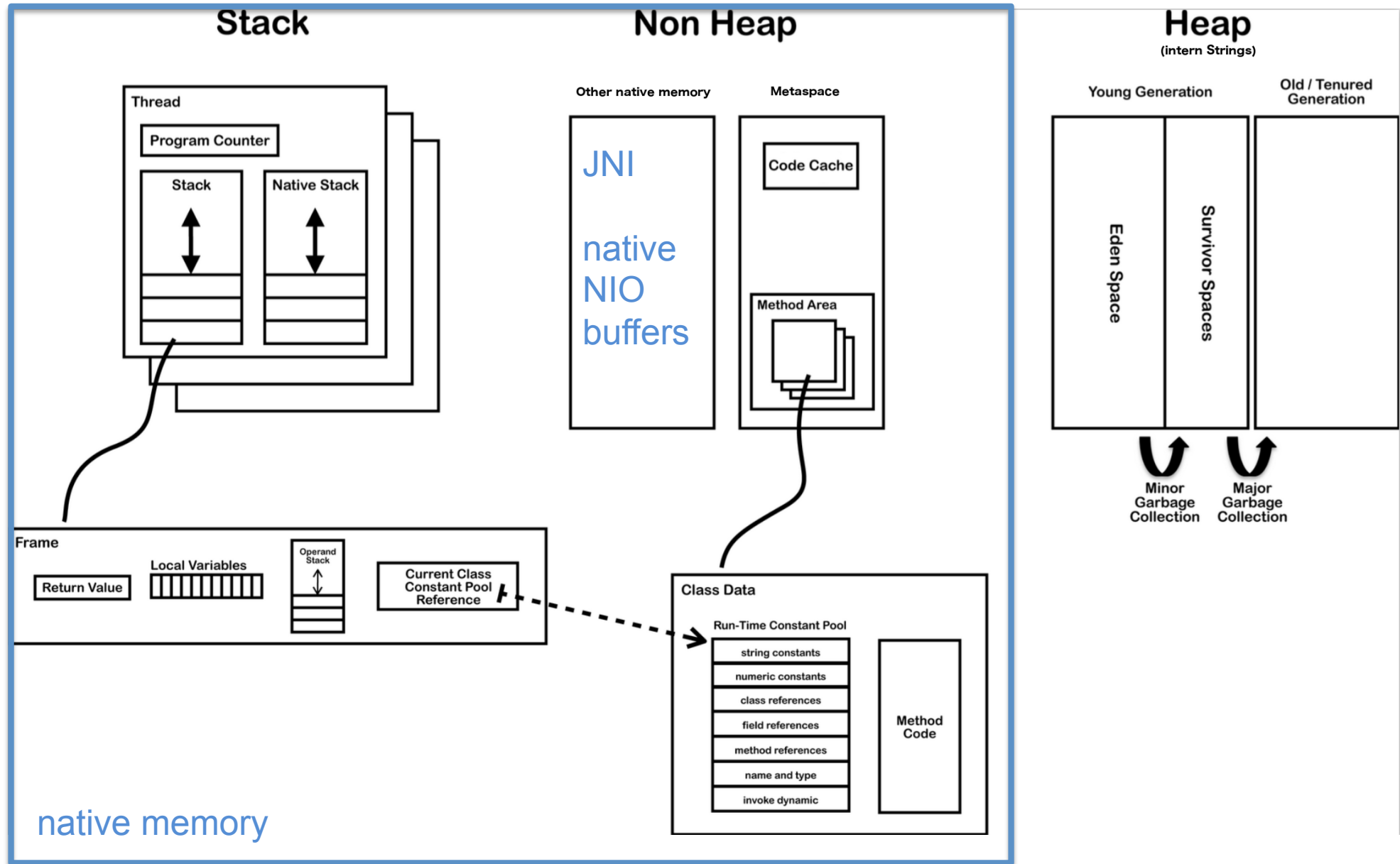
- `isReadOnly()` – can be read-only
- `hasArray()` – is backed by an accessible array (`array()`)
- `equals()`, `compareTo()` – compare remainder sequence

- can be **allocated to native memory** (see next slide)

- **typical usage**
 1. Write data into the Buffer
 2. Call `buffer.flip()`
 3. Read data out of the Buffer
 4. Call `buffer.clear()` or `buffer.compact()`

Note: `compact()` – bytes between position and limit are copied to the beginning of the buffer.

JVM – Memory Layout – Native Memory

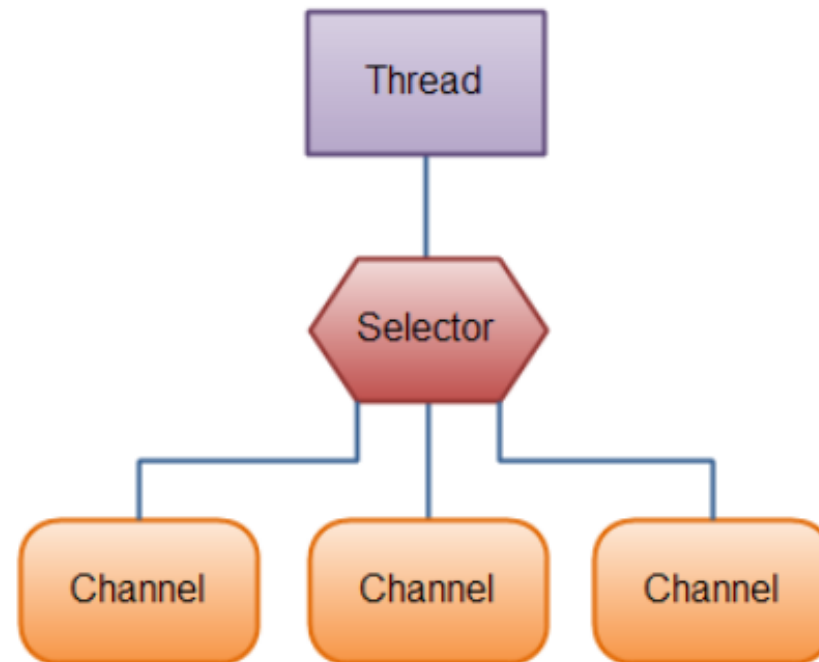


JVM – NIO - Direct Buffers

- » **ByteBuffer.allocateDirect(...)**
- » stored out of JAVA heap in **native memory**
- » allow native code and Java code to **share data without copying**
 - useful for file and socket
 - the same memory is passed to kernel during calls
- » multiple buffers can share native memory
 - slice()/duplicate() – independent position, limit, mark, shared content
 - asReadOnlyBuffer() – read only view of shared content
- » tuning/tracking
 - -XX:MaxDirectMemorySize=N (default unlimited)
 - -XX:NativeMemoryTracking=off | summary | detail
 - -XX:+PrintNMTStatistics

Note: usage of heap buffers implies content copy out/in Java heap space due to possible relocations by GC

JAVA Networking - NIO – Channel, Selector



- » **one thread** works with **multiple channels at the same time**
- » **Channel** – cover UDP+TCP network IO, file IO
 - FileChannel – from Input/OutputStream or RandomAccessFile
 - DatagramChannel
 - MulticastChannel (since 1.7)
 - SocketChannel
 - ServerSocketChannel

» Channel

- read/write at the same time (streams are only one-way)
- always read/write from/to a **buffer**

» FileChannel

- only **blocking**
- support – direct buffers, mapped files, locking
- bulk transfers between channels
 - no copy at all, direct transfer e.g. to socket
 - **transferFrom**(sourceChannel, int pos, int count)
 - **transferTo**(int pos, int count, dstChannel)

» **SocketChannel**

- can be configured as non-blocking before connecting
- `SocketChannel socket.getChannel();`
- `SocketChannel SocketChannel.open();`
- `sch.connect(...)`

- `write(...)` and `read(...)` may return without having written/read anything for non-blocking channel

» **ServerSocketChannel**

- can be configured as non-blocking
- can be created directly using `open()` or from `ServerSocket`
- `accept()` – returns `SocketChannel` in the same mode

» **Selector**

- Selector Selector.open();
- only channels in **non-blocking** mode can be registered
channel.configureBlocking(false);
SelectionKey channel.register(selector, SelectionKey.OP_READ);
- FileChannel doesn't support non-blocking mode

» **SelectionKey** – events you can listen for (can be combined together)

- OP_CONNECT
- OP_ACCEPT
- OP_READ
- OP_WRITE

» events are filled by channel which is ready with operation

- » **SelectionKey** – returned from register method
 - interest set – your configured ops
 - ready set – which ops are ready, `sk.isReadable()`, `sk.isWritable()`, ...
 - channel
 - selector
 - optional attached object – `sk.attach(Object obj)`; `Object sk.attachment()`
 - SelectionKey `channel.register(selector, ops, attachmentObj)`;

JAVA – NIO – Selector

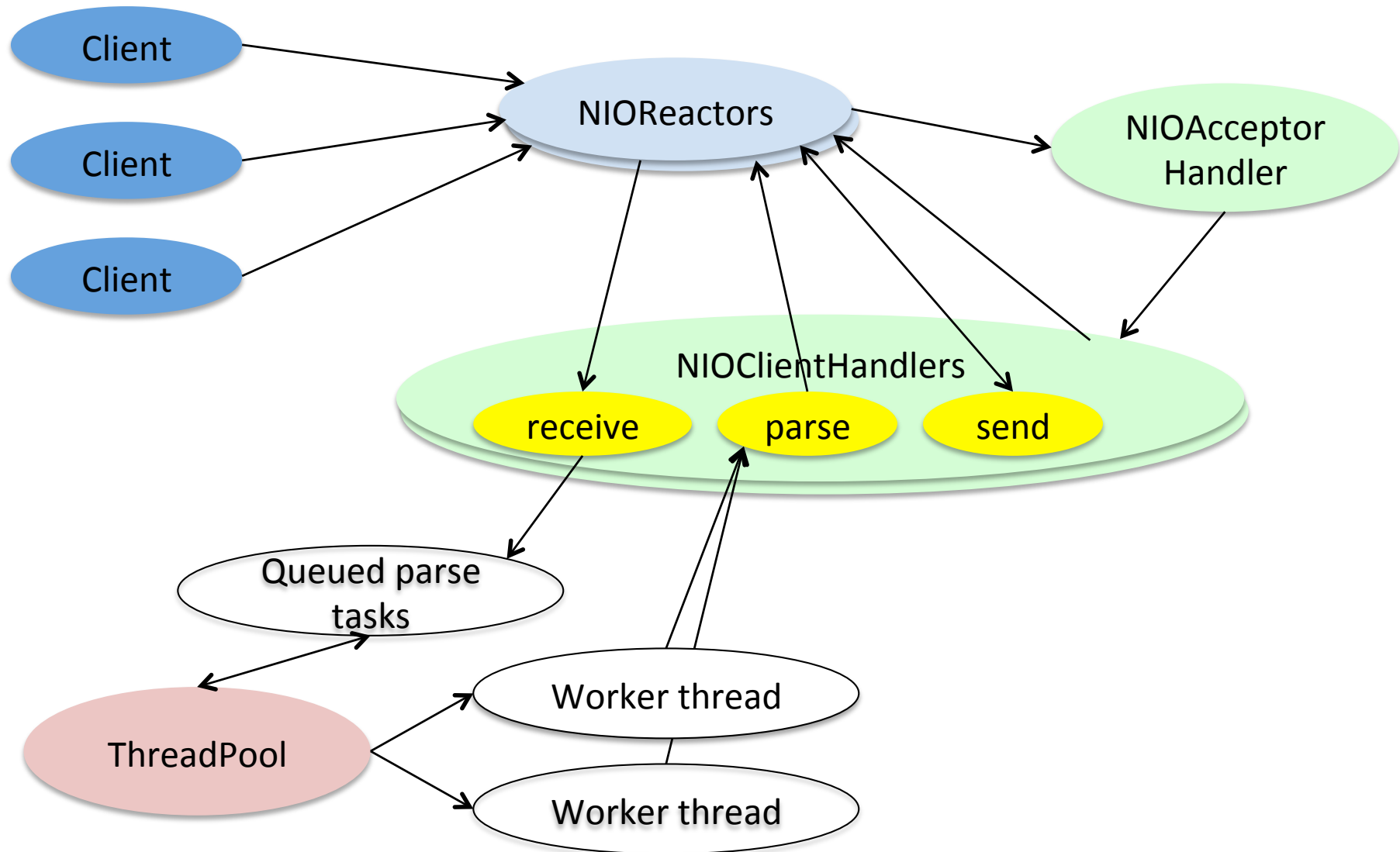
- » Selector with registered one or more channels
 - int **select()** – blocks until at least one channel is ready
 - int **select(long timeout)** – with timeout milliseconds
 - int **selectNow()** – doesn't block at all, returns immediately

return the number of channels which are ready from the last call

```
Set<SelectionKey> selector.selectedKeys();
```

- **wakeUp()** – different thread can “wake up” thread blocked in **select()**
- **close()** – invalidates selector, channels are not closed

JAVA – NIO Server – Using Multiple Reactors



JAVA – NIO Server Example

```
public class NIOServer {
    final static int MSG_SIZE = 1_000_000;
    private final static NIOReactor[] reactors;
    static ExecutorService workers = Executors.newWorkStealingPool();
    static BufferPool bufferPool = new BufferPool();

    static {
        reactors = new NIOReactor[4];
        try {
            for (int i=0; i<reactors.length; i++) {
                reactors[i] = new NIOReactor();
            }
        } catch (IOException e) {
            e.printStackTrace();
        }
    }

    public static void startNIOServer(int port) throws IOException {
        reactors[0].register(NIOAcceptorHandler.getNIOAcceptorHandler(reactors, port));
    }

    static class BufferPool {...}
}
```

JAVA – NIOReactor Example

```
class NIOReactor implements Runnable {
    private final Selector s = Selector.open();
    private final ConcurrentLinkedQueue<NIOHandler> toRegister = new ConcurrentLinkedQueue<>();

    NIOReactor() throws IOException {
        Thread t = new Thread( target: this);
        t.setDaemon(true);
        t.start();
    }

    void register(NIOHandler target) {
        toRegister.add(target);
        s.wakeup();
    }

    @Override
    public void run() {
        try {
            while (true) {
                s.select();
                for (SelectionKey key : s.selectedKeys()) {
                    if (key.attachment() != null) ((NIOHandler) key.attachment()).run();
                }
                s.selectedKeys().clear();
                NIOHandler t;
                while ((t=toRegister.poll()) != null) {
                    t.setSelectionKey(t.getSelectableChannel().register(s, t.getInitialSelectableOps(), t));
                }
            }
        } catch (Exception e) {
            e.printStackTrace();
        }
    }
}
```

JAVA – NIOHandler Example

```
abstract class NIOHandler implements Runnable {
    private final SelectableChannel selectableChannel;
    private final int initialSelectableOps;
    private SelectionKey selectionKey = null;

    NIOHandler(SelectableChannel selectableChannel, int initialSelectableOps) {
        this.selectableChannel = selectableChannel;
        this.initialSelectableOps = initialSelectableOps;
    }

    SelectableChannel getSelectableChannel() {
        return selectableChannel;
    }

    int getInitialSelectableOps() {
        return initialSelectableOps;
    }

    SelectionKey getSelectionKey() {
        return selectionKey;
    }

    void setSelectionKey(SelectionKey selectionKey) {
        this.selectionKey = selectionKey;
    }
}
```

JAVA – NIOAcceptorHandler Example

```
class NIOAcceptorHandler extends NIOHandler {
    private final NIOReactor[] reactors;
    private final ServerSocketChannel ssch;
    private int roundRobin = 0;

    static NIOAcceptorHandler getNIOAcceptorHandler(NIOReactor[] reactors, int port) throws IOException {
        ServerSocketChannel ssch = ServerSocketChannel.open();
        ssch.socket().bind(new InetSocketAddress(port));
        ssch.configureBlocking(block: false);
        return new NIOAcceptorHandler(reactors, ssch, SelectionKey.OP_ACCEPT);
    }

    private NIOAcceptorHandler(NIOReactor[] reactors, ServerSocketChannel ssch, int selectableOps) {
        super(ssch, selectableOps);
        this.reactors = reactors;
        this.ssch = ssch;
    }

    @Override
    public void run() {
        try {
            SocketChannel sch = ssch.accept();
            if (sch != null) {
                reactors[roundRobin].register(new NIOClientHandler(sch));
                roundRobin = (roundRobin+1)%reactors.length;
            }
        } catch (IOException ex) {
            ex.printStackTrace();
        }
    }
}
```

JAVA – NIOClientHandler Example

```
class NIOClientHandler extends NIOHandler {
    private final SocketChannel socketChannel;
    private ByteBuffer readBuf;
    private ByteBuffer writeBuf = null;

    NIOClientHandler(SocketChannel socketChannel) throws IOException {
        super(socketChannel, SelectionKey.OP_READ);
        this.socketChannel = socketChannel;
        readBuf = NIOServer.bufferPool.getBuffer();
        socketChannel.configureBlocking( block: false);
    }

    @Override
    public void run() {
        try {
            if (getSelectionKey().isReadable()) read();
            else if (getSelectionKey().isWritable()) write( setWriteInterest: false);
        }
        catch (IOException ex) {
            ex.printStackTrace();
        }
    }

    private void read() throws IOException {...}

    private void process() {...}

    private void write(boolean setWriteInterest) throws IOException {...}
}
```

JAVA – NIOClientHandler Example

```
private void read() throws IOException {
    if (socketChannel.read(readBuf) == -1) {
        getSelectionKey().cancel();
        socketChannel.close();
    } else if (readBuf.remaining() == 0) {
        getSelectionKey().interestOps(0);
        getSelectionKey().selector().wakeup();
        NIOServer.workers.execute(this::process);
    }
}

private void process() {
    try {
        readBuf.flip();
        writeBuf = NIOServer.bufferPool.getBuffer();

        // DO processing and prepare data in writeBuf
        writeBuf.put(readBuf);
        writeBuf.flip();

        NIOServer.bufferPool.releaseBuffer(readBuf);
        readBuf = null;
        write( setWriteInterest: true);
    } catch (IOException e) {
        e.printStackTrace();
    }
}
```


JAVA - NIOClientHandler Example

```
private void write(boolean setWriteInterest) throws IOException {
    if (socketChannel.write(writeBuf) == -1) {
        getSelectionKey().cancel();
        socketChannel.close();
    } else if (writeBuf.remaining() > 0) {
        if (setWriteInterest) {
            getSelectionKey().interestOps(SelectionKey.OP_WRITE);
        }
    } else {
        readBuf = writeBuf;
        readBuf.clear();
        writeBuf = null;
        getSelectionKey().interestOps(SelectionKey.OP_READ);
    }
    if (setWriteInterest) {
        getSelectionKey().selector().wakeup();
    }
}
```