

Graphical probabilistic models – broadening (time, continuous variables, undirected graphs)

Jiří Kléma

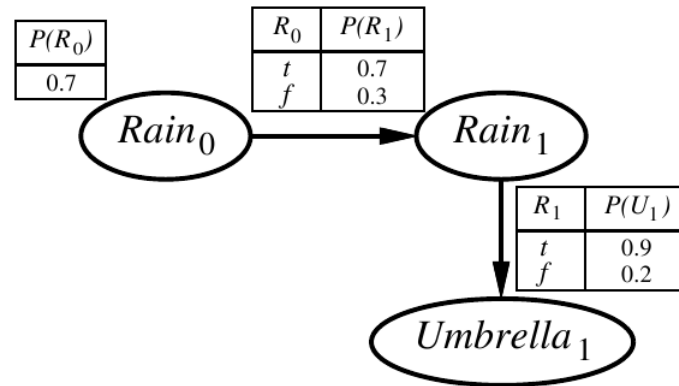
Department of Computer Science,
FEE, CTU at Prague



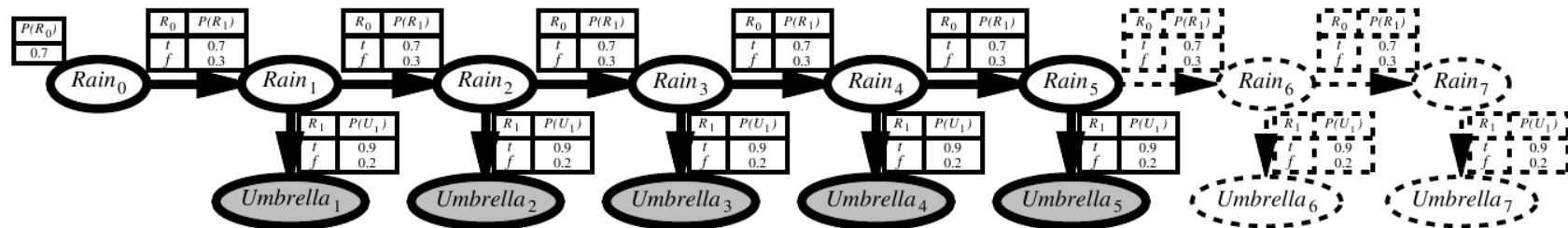
<http://ida.felk.cvut.cz>

DBN example (Russell, Norvig: AIMA)

- the network is defined by the initial conditions and single slice (transition and sensor model)

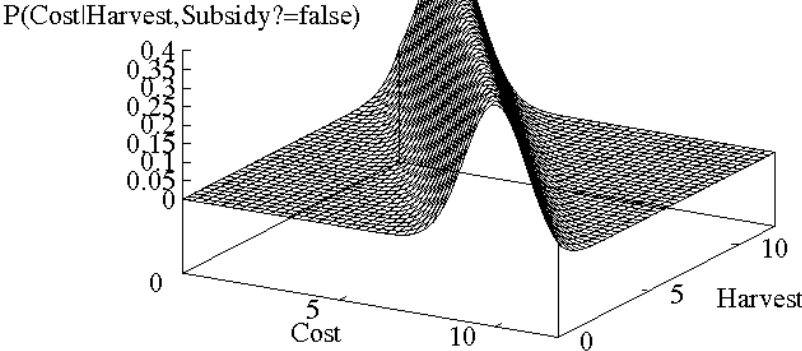
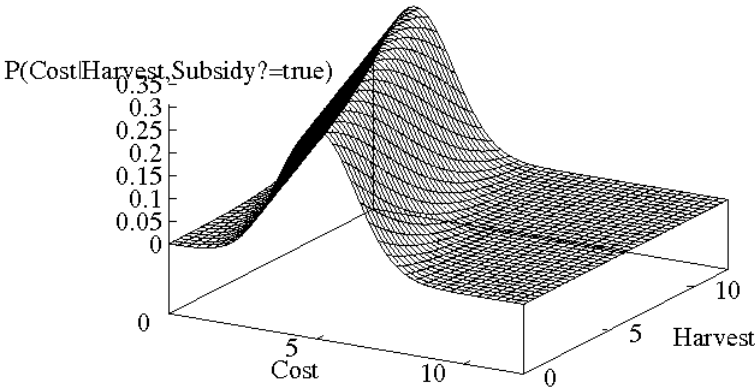
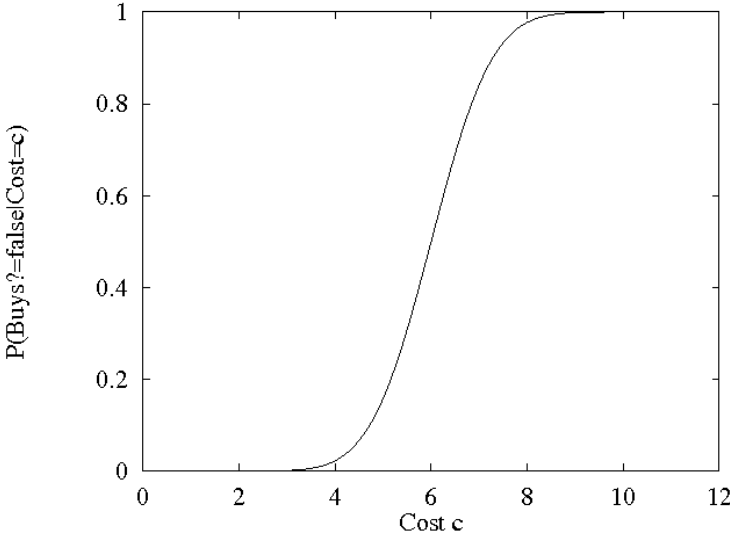
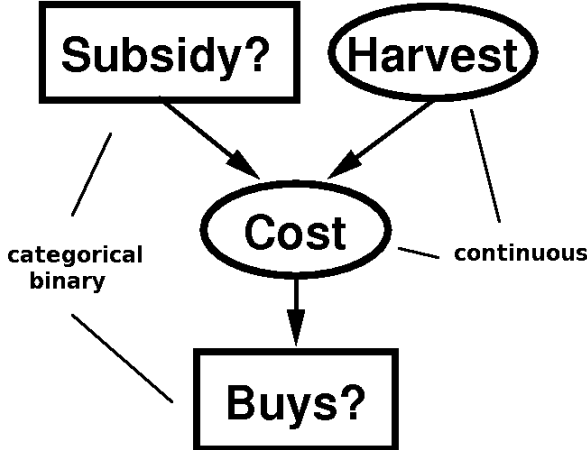


- the network can be unrolled up to an arbitrary time step.



Continuous nodes – example (Russell, Norvig: AIMA)

- Fruit sales are influenced by price, the price is given by harvest yields and government subsidy.



Summary

- BNs belong to a large class of graphical stochastic models,
- BN frequently used in
 - knowledge-based systems, causal diagrams,
- changes in the formalism or additional constraints lead to models applicable in other domains
 - BN vs DBN/HMM
 - * speech recognition, signal processing, time series,
 - BN vs MRF
 - * gases and fluids, society, images,
- variables can be both discrete and continuous
 - for simplicity and educational reasons this course focused on binary variables.

