



## Lecture 2 – Program flow, Conditionals, Loops

<https://cw.fel.cvut.cz/wiki/courses/be5b33prg/start>

# Tomas Jenicek

Czech Technical University in Prague,  
Faculty of Electrical Engineering, Dept. of Cybernetics,  
Center for Machine Perception

<http://cmp.felk.cvut.cz/~jenicto2/>  
[tomas.jenicek@fel.cvut.cz](mailto:tomas.jenicek@fel.cvut.cz)



- Problem formulation (**input / output**)
- Formalism (**math?**)
- Algorithm (**steps**)
- Implementation (**engineering**)
- Testing (**are we good?**)



```
Python Console
/opt/local/bin/python3.6 /Applications/PyCharm.a
Python 3.6.3 (default, Oct 5 2017, 23:34:28)
In[2]: my_name = "Bob"
In[3]: my_age = 17
In[4]: my_height = 183.5
In[5]:
```

Special Variables

- `_` = {str} "
- `__` = {str} "
- `___` = {str} "
- `my_age` = {int} 17
- `my_height` = {float} 183.5
- `my_name` = {str} 'Bob'

- We use variables to **remember** things!
- The assignment statement gives a value to a variable
- Do not confuse `=` and `==` !
  - `=` is **assignment** token such that *name\_of\_variable = value*
  - `==` is operator to **test equality**
- Key property of a variable that **we can change its value**
- Naming convention: **with freedom comes responsibility!**

source [http://openbookproject.net/thinkcs/python/english3e/variables\\_expressions\\_statements.html](http://openbookproject.net/thinkcs/python/english3e/variables_expressions_statements.html)



cannot begin with a number



```
>>> 76trombones = "big parade"  
SyntaxError: invalid syntax
```

this \$ is illegal character



```
>>> more$ = 1000000
```

```
SyntaxError: invalid syntax
```

class is reserved keyword



```
>>> class = "Computer Science 101"  
SyntaxError: invalid syntax
```

- The longer life the longer name: **very\_long\_name\_of\_my\_var**
- The more important the longer name
- Meaningful name does not add the **meaning just by itself**, the code must do this!
- Illegal name causes a **syntax error**
- Capitals: **Variable** vs **variable**



and	as	assert	break	class	continue
def	del	elif	else	except	exec
finally	for	from	global	if	import
in	is	lambda	nonlocal	not	or
pass	raise	return	try	while	with
yield	True	False	None		

- Python keywords have **special** purpose
- Always choose names **meaningful** to human readers
- Use **comments (#)** and **blank lines** to improve readability

source [http://openbookproject.net/thinkcs/python/english3e/variables\\_expressions\\_statements.html](http://openbookproject.net/thinkcs/python/english3e/variables_expressions_statements.html)




# BUILT-IN FUNCTIONS



Built-in Functions				
<code>abs()</code>	<code>dict()</code>	<code>help()</code>	<code>min()</code>	<code>setattr()</code>
<code>all()</code>	<code>dir()</code>	<code>hex()</code>	<code>next()</code>	<code>slice()</code>
<code>any()</code>	<code>divmod()</code>	<code>id()</code>	<code>object()</code>	<code>sorted()</code>
<code>ascii()</code>	<code>enumerate()</code>	<code>input()</code>	<code>oct()</code>	<code>staticmethod()</code>
<code>bin()</code>	<code>eval()</code>	<code>int()</code>	<code>open()</code>	<code>str()</code>
<code>bool()</code>	<code>exec()</code>	<code>isinstance()</code>	<code>ord()</code>	<code>sum()</code>
<code>bytearray()</code>	<code>filter()</code>	<code>issubclass()</code>	<code>pow()</code>	<code>super()</code>
<code>bytes()</code>	<code>float()</code>	<code>iter()</code>	<code>print()</code>	<code>tuple()</code>
<code>callable()</code>	<code>format()</code>	<code>len()</code>	<code>property()</code>	<code>type()</code>
<code>chr()</code>	<code>frozenset()</code>	<code>list()</code>	<code>range()</code>	<code>vars()</code>
<code>classmethod()</code>	<code>getattr()</code>	<code>locals()</code>	<code>repr()</code>	<code>zip()</code>
<code>compile()</code>	<code>globals()</code>	<code>map()</code>	<code>reversed()</code>	<code>__import__()</code>
<code>complex()</code>	<code>hasattr()</code>	<code>max()</code>	<code>round()</code>	
<code>delattr()</code>	<code>hash()</code>	<code>memoryview()</code>	<code>set()</code>	

- Built-in functions have **special** purpose
- Study <https://docs.python.org/3.4/library/functions.html>

source [http://openbookproject.net/thinkcs/python/english3e/variables\\_expressions\\_statements.html](http://openbookproject.net/thinkcs/python/english3e/variables_expressions_statements.html)



```
Python 3.6.3 (default, Oct  5 2017, 23:34:28)
[GCC 4.2.1 Compatible Apple LLVM 8.1.0 (clang-802.0.42)] on darwin
In[2]: type(11)
Out[2]: int
In[3]: type(11.1234)
Out[3]: float
In[4]: type("1.1234")
Out[4]: str
+ In[5]: type("Bob")
Out[5]: str
In[6]: type("""Hello, World!""")
Out[6]: str

In[7]: █
```

- Integers (**int**) 1, 10, 124
- Strings (**str**) "Hello, World!"
- Float (**float**) 1.0, 9.999
- Strings in Python can be enclosed in either single quotes (') or double quotes ("), or three of each (''' or ''')

source [http://openbookproject.net/thinkcs/python/english3e/variables\\_expressions\\_statements.html](http://openbookproject.net/thinkcs/python/english3e/variables_expressions_statements.html)



```
Python Console
/opt/local/bin/python3.6 /Applications/PyCharm.app/
Python 3.6.3 (default, Oct 5 2017, 23:34:28)
In[2]: minutes = 635
In[3]: hours = minutes / 60
In[4]: hours_floor_division = minutes // 60
In[5]:
```

Special Variables

- `_` = {str} "
- `__` = {str} "
- `___` = {str} "
- `hours` = {float} 10.583333333333334
- `hours_floor_division` = {int} 10
- `minutes` = {int} 635

- **OPERAND OPERATOR OPERAND**
- Operators are **special tokens** that represent computations like addition, subtraction, multiplication, division etc
- The values the operator uses are called **operands**
- When a variable name appears in the place of an operand, it is replaced with its value before the operation is performed
- Division **/** vs *floor* division **//**


source [http://openbookproject.net/thinkcs/python/english3e/variables\\_expressions\\_statements.html](http://openbookproject.net/thinkcs/python/english3e/variables_expressions_statements.html)



```
Python Console
/opt/local/bin/python3.6 /Applications/PyCharm.app/Contents/helpers/pydev
Python 3.6.3 (default, Oct 5 2017, 23:34:28)
In[2]: 2 ** 3 ** 2 ... # The right-most ** operator gets done first!
Out[2]: 512
In[3]: (2 ** 3) ** 2 ... # Use parentheses to force the order you want!
Out[3]: 64
```

- Evaluation depends on the rules of precedence:
  1. **P**arentheses (for order, readability)
  2. **E**xponentiation
  3. **M**ultiplication and **D**ivision
  4. **A**ddition and **S**ubtraction
- Order **left-to-right** evaluation on the same level, with the exception of exponentiation (\*\*)

source [http://openbookproject.net/thinkcs/python/english3e/variables\\_expressions\\_statements.html](http://openbookproject.net/thinkcs/python/english3e/variables_expressions_statements.html)




```
Python Console
/opt/local/bin/python3.6 /Applications/PyCharm.app/Contents/helpers
Python 3.6.3 (default, Oct 5 2017, 23:34:28)
In[2]: total_secs = int(input("How many seconds, in total?"))
.....: hours = total_secs // 3600
.....: secs_still_remaining = total_secs % 3600
.....: minutes = secs_still_remaining // 60
.....: secs_finally_remaining = secs_still_remaining % 60
.....:
.....: print("Hrs=", hours, " mins=", minutes,
.....:       "secs=", secs_finally_remaining)
How many seconds, in total?>7 212345
Hrs= 58 mins= 59 secs= 5
```

Special Variables

- `_` = {str} ""
- `__` = {str} ""
- `__` = {str} ""
- `hours` = {int} 58
- `minutes` = {int} 59
- `secs_finally_remaining` = {int} 5
- `secs_still_remaining` = {int} 3545
- `total_secs` = {int} 212345

- The modulus operator works on **integers** (integer expressions)
- Definition: modulus is the **remainder** when the first number is divided by the second
- Modulus operator is a percent sign **%**
- Syntax is the same as for other operators
- The same **precedence** as the **multiplication** operator

source [http://openbookproject.net/thinkcs/python/english3e/variables\\_expressions\\_statements.html](http://openbookproject.net/thinkcs/python/english3e/variables_expressions_statements.html)



```
>>> int(3.14)
3
>>> int(3.9999)           # This doesn't round to the closest int!
3
>>> int(3.0)
3
>>> int(-3.999)          # Note that the result is closer to zero
-3
>>> int(minutes / 60)
10
>>> int("2345")          # Parse a string to produce an int
2345
>>> int(17)              # It even works if arg is already an int
17
>>> int("23 bottles")
```

Traceback (most recent call last):  
File "<interactive input>", line 1, in <module>  
ValueError: invalid literal for int() with base 10: '23 bottles'

- Functions, **int()**, **float()** and **str()** convert their arguments into types **int**, **float** and **str** respectively.
- The type converter **float()** can turn an **integer**, a **float**, or a syntactically legal **string** into a float
- The type converter **str()** turns its argument into a string
- One symbol can have different meaning depending on the data type(s) - **try & explore & understand**



```
>>> message - 1      # Error
>>> "Hello" / 123    # Error
>>> message * "Hello" # Error
>>> "15" + 2         # Error
```

Python Console

```
/opt/local/bin/python3.6 /Applications/PyCharm.app/Contents/helpers/pyc
Python 3.6.3 (default, Oct 5 2017, 23:34:28)
In[2]: name = "Bob"
In[3]: age = 17
In[4]: description = "My name is." + name + "and my age is." + str(age)
In[5]: print(description)
My name is Boband my age is 17
In[6]:
```

Special Variables

```
_ = {str} ""
_ = {str} ""
_ = {str} ""
age = {int} 17
description = {str} 'My name is Boband my age is 17'
name = {str} 'Bob'
```

- You cannot perform mathematical operations on strings, even if the strings look like numbers
- The **+** operator represents **concatenation**, not addition
- The **\*** operator also works on strings; it performs **repetition** (one of the operands has to be a string; the other has to be an integer)



```
Python Console
/opt/local/bin/python3.6 /Applications/PyCharm.app/Contents/he
Python 3.6.3 (default, Oct 5 2017, 23:34:28)
In[2]: response = input("What is your radius? ")
.....: r = float(response)
.....: area = 3.14159 * r**2
.....: print("The area is ", area)
What is your radius? >7.11
The area is 380.13239
In[3]:
```

Special Variables

- `_` = {str} "
- `__` = {str} "
- `___` = {str} "
- `area` = {float} 380.13239
- `r` = {float} 11.0
- `response` = {str} '11'

- Built-in function to get input from a user:

`input("Message to the user!")`

- User input is stored as **string**
- Combine with type conversion



```
Python Console
/opt/local/bin/python3.6 /Applications/PyCharm.app/Contents/helpers/pydev/pydevco
Python 3.6.3 (default, Oct 5 2017, 23:34:28)
In[2]: response = input("What is your radius? ")
.....: r = float(response)
.....: area = 3.14159 * r**2
.....: print("The area is ", area)
What is your radius? >? 11
The area is 380.13239
In[3]: r = float( input("What is your radius? ") )
.....: print("The area is ", 3.14159 * r**2)
What is your radius? >? 11
The area is 380.13239
In[4]: print("The area is ", 3.14159*float(input("What is your radius?"))**2)
.....:
What is your radius?>? 11
The area is 380.13239
```

Special Variables

- `_` = {str} ""
- `__` = {str} ""
- `___` = {str} ""
- `area` = {float} 380.13239
- `r` = {float} 11.0
- `response` = {str} '11'

- Combination of the elements of a program: variables, expressions, statements, and function calls
- One of the most useful features of programming languages
- Take small building blocks and compose them into larger chunks

source [http://openbookproject.net/thinkcs/python/english3e/variables\\_expressions\\_statements.html](http://openbookproject.net/thinkcs/python/english3e/variables_expressions_statements.html)



```
Python Console
/opt/local/bin/python3.6 /Applications/PyCharm.app/Contents/helpers/pydev/pydevconsole
Python 3.6.3 (default, Oct 5 2017, 23:34:28)
In[2]: for friend in ["Joe", "Zoe", "Brad", "Angelina", "Zuki", "Thandi", "Paris"]:
.....:     invite = "Hi " + friend + "... Please come to my party on Saturday!"
.....:     print(invite)
.....:
Hi Joe... Please come to my party on Saturday!
Hi Zoe... Please come to my party on Saturday!
Hi Brad... Please come to my party on Saturday!
Hi Angelina... Please come to my party on Saturday!
Hi Zuki... Please come to my party on Saturday!
Hi Thandi... Please come to my party on Saturday!
Hi Paris... Please come to my party on Saturday!
```

Special Variables

```
__ = {str} ""
__ = {str} ""
__ = {str} ""
friend = {str} 'Paris'
invite = {str} 'Hi Paris. Please come to my party on Saturday!'
```

- The variable **friend** at line 1 is the **loop variable**
- Lines 2 and 3 are the **loop body**
- The loop body is **always indented**
- The indentation determines exactly what statements are “**in the body of the loop**”
- At the end of each execution of the body of the loop, Python returns to the **for** statement, to see if there are more items to be handled, and to assign the next one to the loop variable

source [http://openbookproject.net/thinkcs/python/english3e/hello\\_little\\_turtles.html](http://openbookproject.net/thinkcs/python/english3e/hello_little_turtles.html)



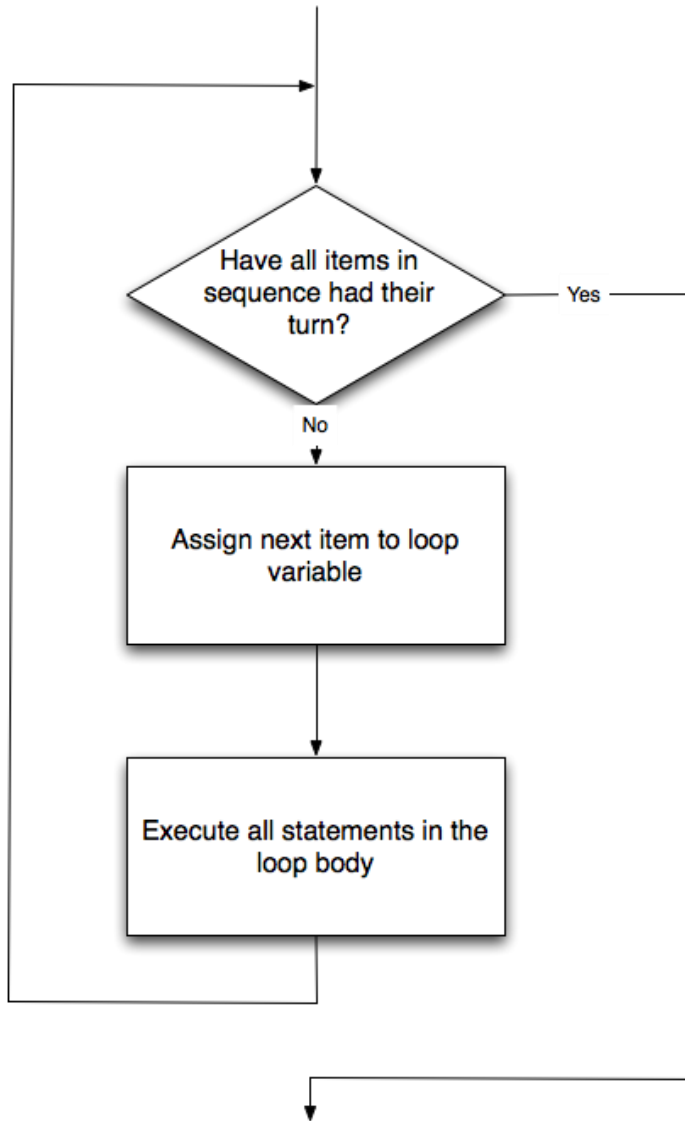
```
Python Console
/opt/local/bin/python3.6 /Applications/PyCharm.ap
Python 3.6.3 (default, Oct 5 2017, 23:34:28)
In[2]: for number in range(5):
.....:     print(number)
.....:
0
1
2
3
4
```

Special Variables

- `_` = {str} "
- `__` = {str} "
- `___` = {str} "
- `number` = {int} 4

On each iteration or pass of the loop:

- Check to see if there are still more **items to be processed**
- If there are none left (the **terminating condition** of the loop) the loop has finished
- If there are items still to be processed, the **loop variable is updated** to refer to the next item in the list
- Program execution **continues at the next statement** after the loop body
- To explore: early **break**, or **for – else** loop

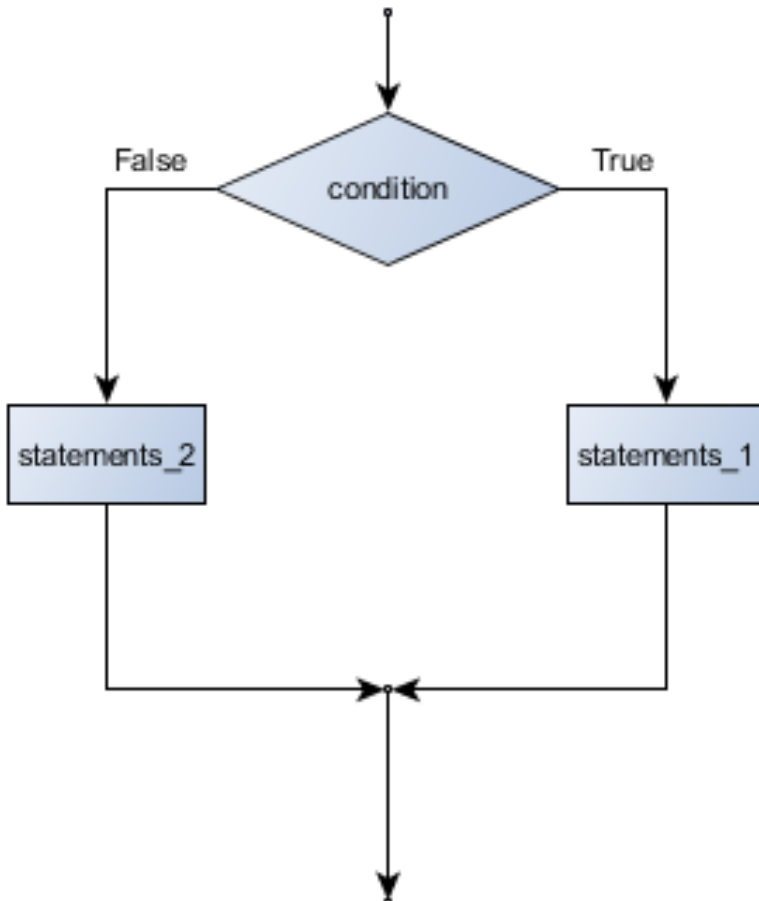


- Control flow (control of the flow of execution of the program)
- As program executes, the interpreter **always keeps track** of which statement is about to be executed
- Control flow until now has been strictly **top to bottom**, one statement at a time, **the for loop changes this!**

source [http://openbookproject.net/thinkcs/python/english3e/hello\\_little\\_turtles.html](http://openbookproject.net/thinkcs/python/english3e/hello_little_turtles.html)



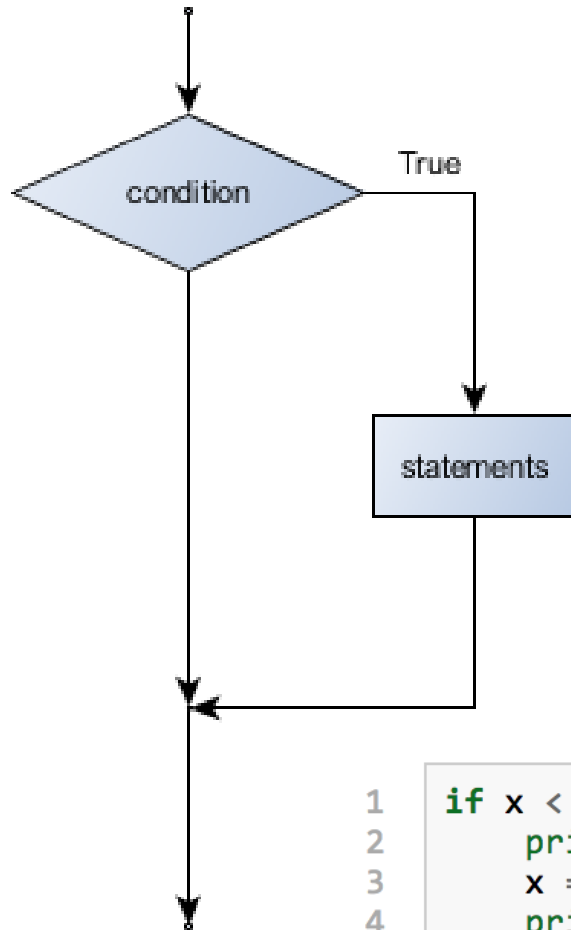
```
1 if BOOLEAN EXPRESSION:  
2     STATEMENTS_1           # Executed if condition evaluates to True  
3 else:  
4     STATEMENTS_2           # Executed if condition evaluates to False
```



```
1 if True:  
2     pass  
3 else:  
4     pass
```

- Condition **IF – ELSE**
- Conditional statement – the ability to check conditions and change the behavior of the program accordingly

source <http://openbookproject.net/thinkcs/python/english3e/conditionals.html>



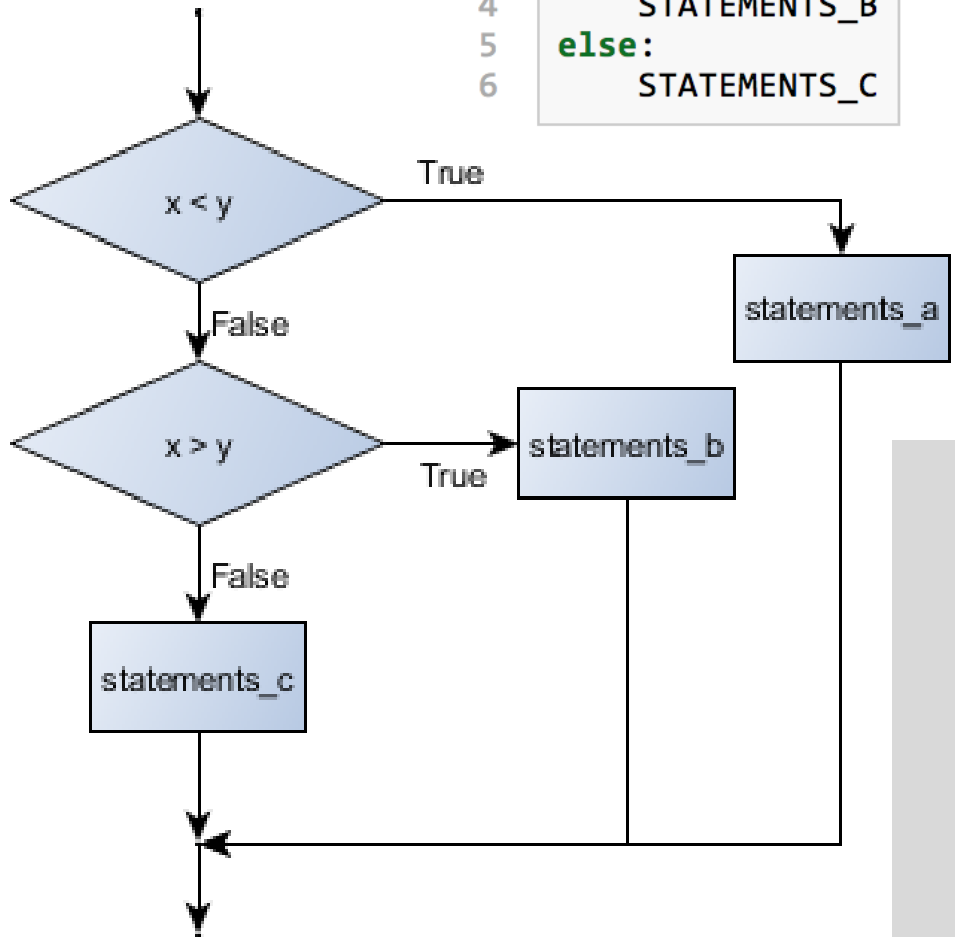
- Condition **IF only**
- No ELSE statement
- To control flow only for specific condition

```
1 if x < 0:  
2     print("The negative number ", x, " is not valid here.")  
3     x = 42  
4     print("I've decided to use the number 42 instead.")  
5  
6 print("The square root of ", x, "is", math.sqrt(x))
```

source <http://openbookproject.net/thinkcs/python/english3e/conditionals.html>



```
1  if x < y:  
2      STATEMENTS_A  
3  elif x > y:  
4      STATEMENTS_B  
5  else:  
6      STATEMENTS_C
```



```
1  if choice == "a":  
2      function_one()  
3  elif choice == "b":  
4      function_two()  
5  elif choice == "c":  
6      function_three()  
7  else:  
8      print("Invalid choice.")
```

- Condition chaining  
**IF – ELIF – ELSE**
- Recommendation: handle all distinctive options by separate condition, use else to handle all other

source <http://openbookproject.net/thinkcs/python/english3e/conditionals.html>



```

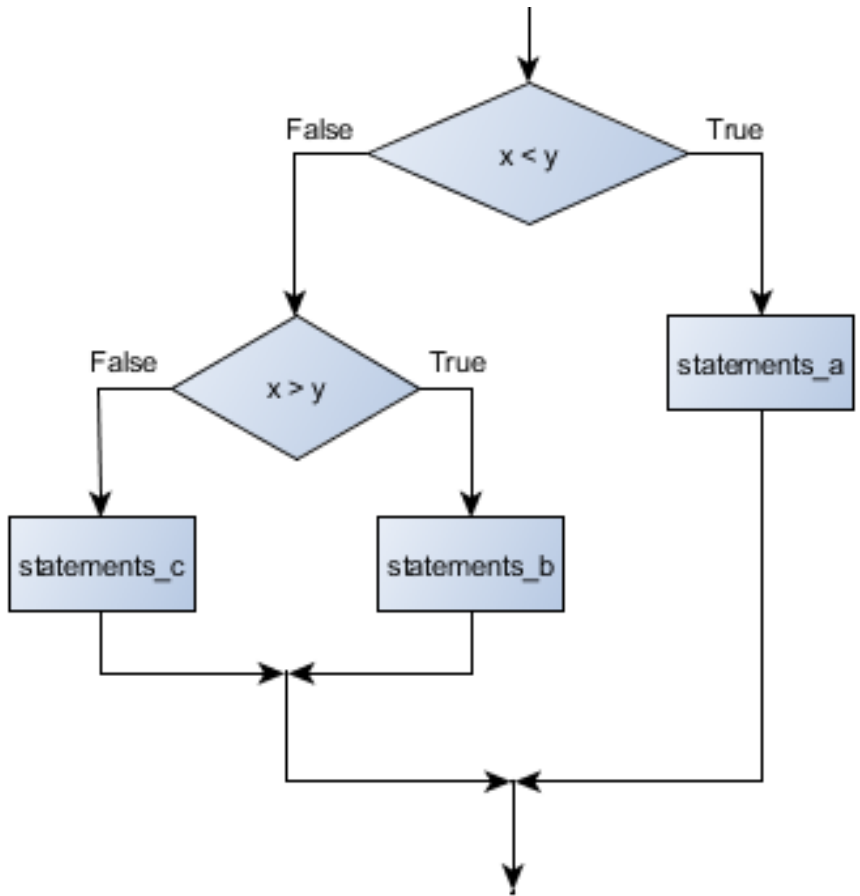
1  if 0 < x:           # Assume x is an int here
2      if x < 10:
3          print("x is a positive single digit.")

```

```

1  if x < y:
2      STATEMENTS_A
3  else:
4      if x > y:
5          STATEMENTS_B
6      else:
7          STATEMENTS_C

```



- Nesting conditions builds hierarchy of decisions (decision trees)
- Nesting may reduce readability and clarity

source <http://openbookproject.net/thinkcs/python/english3e/conditionals.html>



```
for n in range(2, 10):
    for x in range(2, n):
        if n % x == 0:
            print(n, 'equals', x, '*', n/x)
            break
```

```
for n in range(2, 10):
    for x in range(2, n):
        if n % x == 0:
            print( n, 'equals', x, '*', n/x)
            break
    else:
        # loop fell through without finding a factor
        print(n, 'is a prime number')
```

- Early return / early break
- Can be used to speed-up code execution
- Special condition: **FOR – ELSE**



```
>>> type(True)
<class 'bool'>
>>> type(true)
Traceback (most recent call last):
  File "<interactive input>", line 1, in <module>
NameError: name 'true' is not defined
```

- Test conditions and **change the program behavior** depending on the outcome of the tests
- Boolean value is either **True** or **False**
- Named after the British mathematician, **George Boole**, who first formulated Boolean algebra



```
>>> 5 == (3 + 2)  # Is five equal 5 to the result of 3 + 2?
True
>>> 5 == 6
False
>>> j = "hel"
>>> j + "lo" == "hello"
True
```

```
x == y          # Produce True if ... x is equal to y
x != y          # ... x is not equal to y
x > y           # ... x is greater than y
x < y           # ... x is less than y
x >= y          # ... x is greater than or equal to y
x <= y          # ... x is less than or equal to y
```

- Boolean expression is an expression that evaluates to produce a result which is a **Boolean value**
- Six common **comparison operators** which all produce a bool result (different from the mathematical symbols)



```
Python Console
/opt/local/bin/python3.6 /Applications/PyCharm.app/Contents/helpers/pydev/pydevconsole.py 52255 52
Python 3.6.3 (default, Oct 5 2017, 23:34:28)
In[2]: n = 4 # divisible by 2
.....: print(n % 2 == 0 or n % 3 == 0)
.....:
True
In[3]: n = 6 # divisible by 2 and 3
.....: print(n % 2 == 0 or n % 3 == 0)
.....:
True
In[4]: n = 5 # not divisible by 2 or 3
.....: print(n % 2 == 0 or n % 3 == 0)
.....:
False
```

- three logical operators, **and**, **or**, and **not**, that allow to build more complex expressions from simple Boolean expressions
- semantics (**meaning**) of these operators is similar to natural language equivalent



a	b	a and b
False	False	False
False	True	False
True	False	False
True	True	True

a	b	a or b
F	F	F
F	T	T
T	F	T
T	T	T

a	not a
F	T
T	F

## Short-circuit evaluation:

- **OR** – if the expression on the left of the operator yields **True**, Python does not evaluate the expression on the right
- **AND** – if the expression on the left yields **False**, Python does not evaluate the expression on the right.
- **Truth table** – list of all the possible inputs to give the results for the logical operators



## operator    logical opposite

==            !=

!=            ==

<             >=

<=            >

>             <=

>=           <

1  
2

```
if not (age >= 17):
    print("Hey, you're too young to get a driving licence!")
```

1  
2

```
if age < 17:
    print("Hey, you're too young to get a driving licence!")
```

- Each of the six relational operators has a **logical opposite**
- Recommendation: **not** operators may reduce readability, use logical opposites instead



```
n * 0 == 0
```

```
x and False == False  
False and x == False  
y and x == x and y  
x and True == x  
True and x == x  
x and x == x
```

```
x or False == x  
False or x == x  
y or x == x or y  
x or True == True  
True or x == True  
x or x == x
```

```
not (not x) == x
```

source <http://openbookproject.net/thinkcs/python/english3e/conditionals.html>



```
not (x and y) == (not x) or (not y)
not (x or y)  == (not x) and (not y)
```

```
1 if not ((sword_charge >= 0.90) and (shield_energy >= 100)):
2     print("Your attack has no effect, the dragon fries you to a crisp!")
3 else:
4     print("The dragon crumples in a heap. You rescue the gorgeous princess!")
```

- De Morgan's laws rules allow the expression of **conjunctions** and **disjunctions** in terms of each other via **negation**
- Example: suppose we can slay the dragon only if our magic sword is charged to 90% or higher **and** we have 100 or more energy units in our protective shield



```
1 if (sword_charge < 0.90) or (shield_energy < 100):
2     print("Your attack has no effect, the dragon fries you to a crisp!")
3 else:
4     print("The dragon crumples in a heap. You rescue the gorgeous princess!")
```

```
1 if (sword_charge >= 0.90) and (shield_energy >= 100):
2     print("The dragon crumples in a heap. You rescue the gorgeous princess!")
3 else:
4     print("Your attack has no effect, the dragon fries you to a crisp!")
```

- Example: suppose we can slay the dragon only if our magic sword is charged to 90% or higher **and** we have 100 or more energy units in our protective shield



# EXAMPLE



<b>p</b>	<b>q</b>	<b>r</b>	<b>(not (p and q)) or r</b>
F	F	F	?
F	F	T	?
F	T	F	?
F	T	T	?
T	F	F	?
T	F	T	?
T	T	F	?
T	T	T	?

- Example: complete the table ..



This lecture re-uses selected parts of the **OPEN BOOK PROJECT**  
**Learning with Python 3 (RLE)**

<http://openbookproject.net/thinkcs/python/english3e/index.html>  
available under [GNU Free Documentation License Version 1.3](#))

- Version date: October 2012
- by Peter Wentworth, Jeffrey Elkner, Allen B. Downey, and Chris Meyers (based on 2nd edition by Jeffrey Elkner, Allen B. Downey, and Chris Meyers)
- Source repository is at <https://code.launchpad.net/~thinkcspy-rle-team/thinkcspy/thinkcspy3-rle>
- For offline use, download a zip file of the html or a pdf version from <http://www.ict.ru.ac.za/Resources/cspw/thinkcspy3/>