

Data structures and algorithms

Part 9

Searching and Search Trees II

Petr Felkel

Exploited in Advanced Algorithms 2012-2016

Topics

Red-Black tree

- Insert
- Delete

B-Tree

- Motivation
- Search
- Insert
- Delete

Based on:

[Cormen, Leiserson, Rivest: Introduction to Algorithms, Chapter 14 and 19, McGraw Hill, 1990]

[Whitney: CS660 Combinatorial Algorithms, San Diego State University, 1996]

[Frederic Maire: An Introduction to Btrees, Queensland University of Technology, 1998]

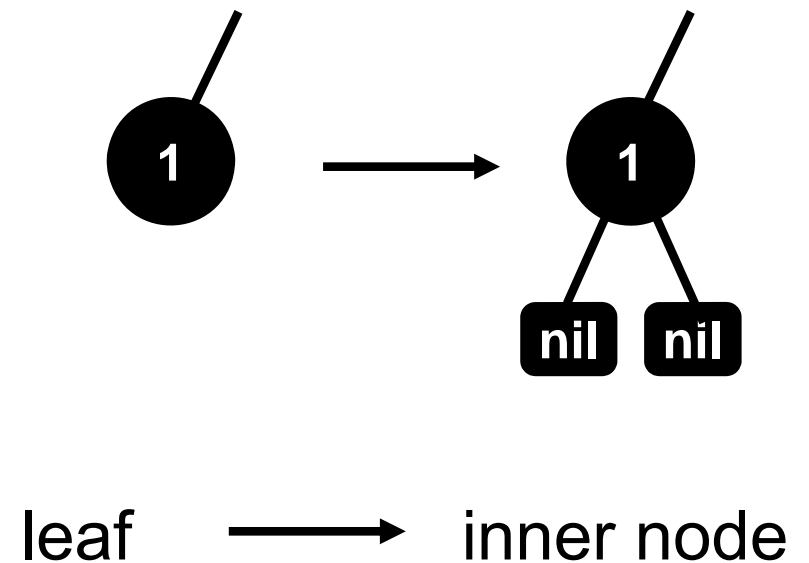
Red-Black tree

Approximately balanced BST

$$h_{RB} \leq 2 \times h_{BST} \quad (\text{height} \leq 2 \times \text{height of a balanced tree})$$

Additional bit for COLOR = {red | black}

nil (non-existent child) = pointer to **nil** node



Red-Black tree

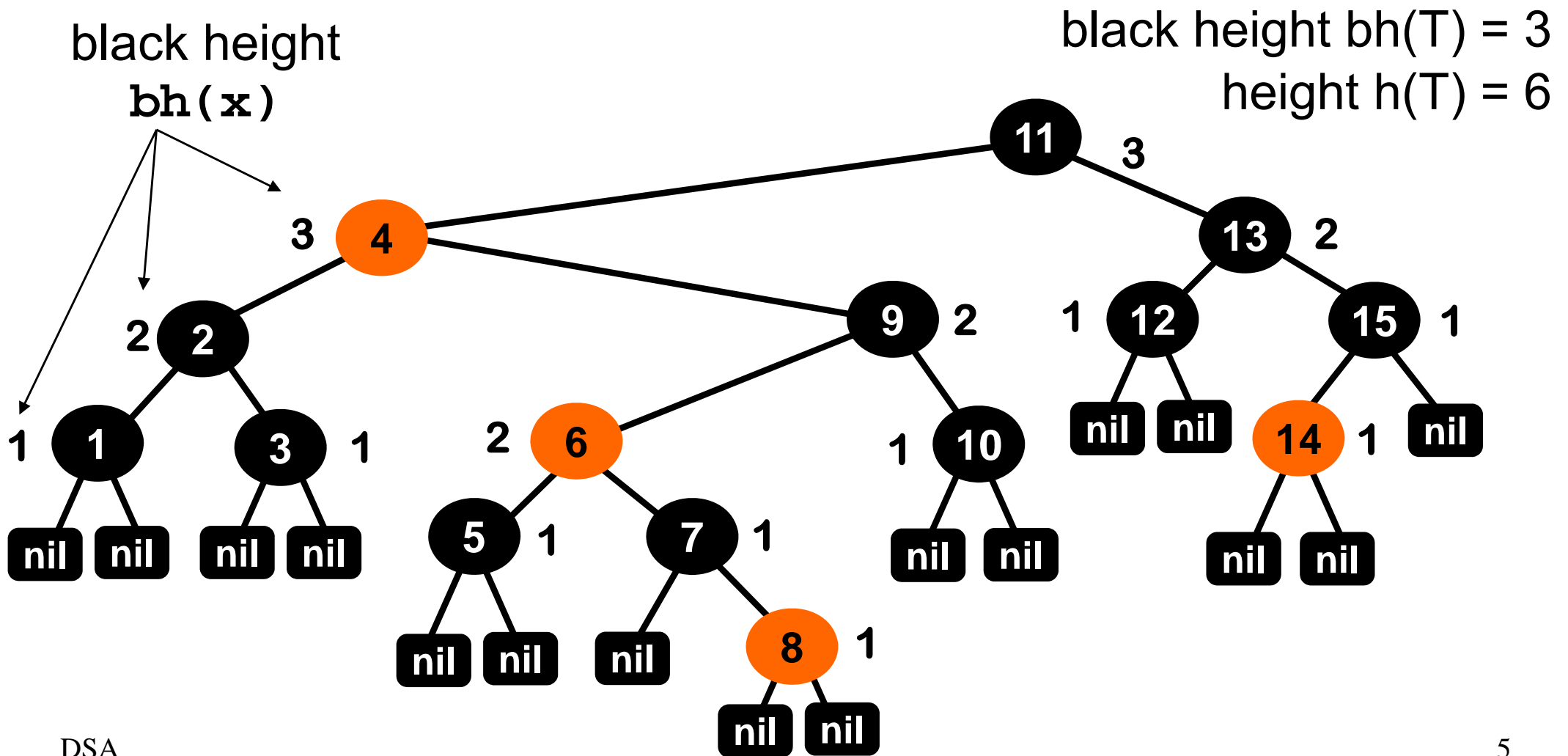
A binary search tree is a **red-black** tree if:

1. Every node is either **red** or **black**.
2. Every leaf (nil) is **black**.
3. If a node is **red**, then both its children are **black**.
4. Every simple path from a node to a descendant leaf contains the same number of **black** nodes.
5. Root is **black**.

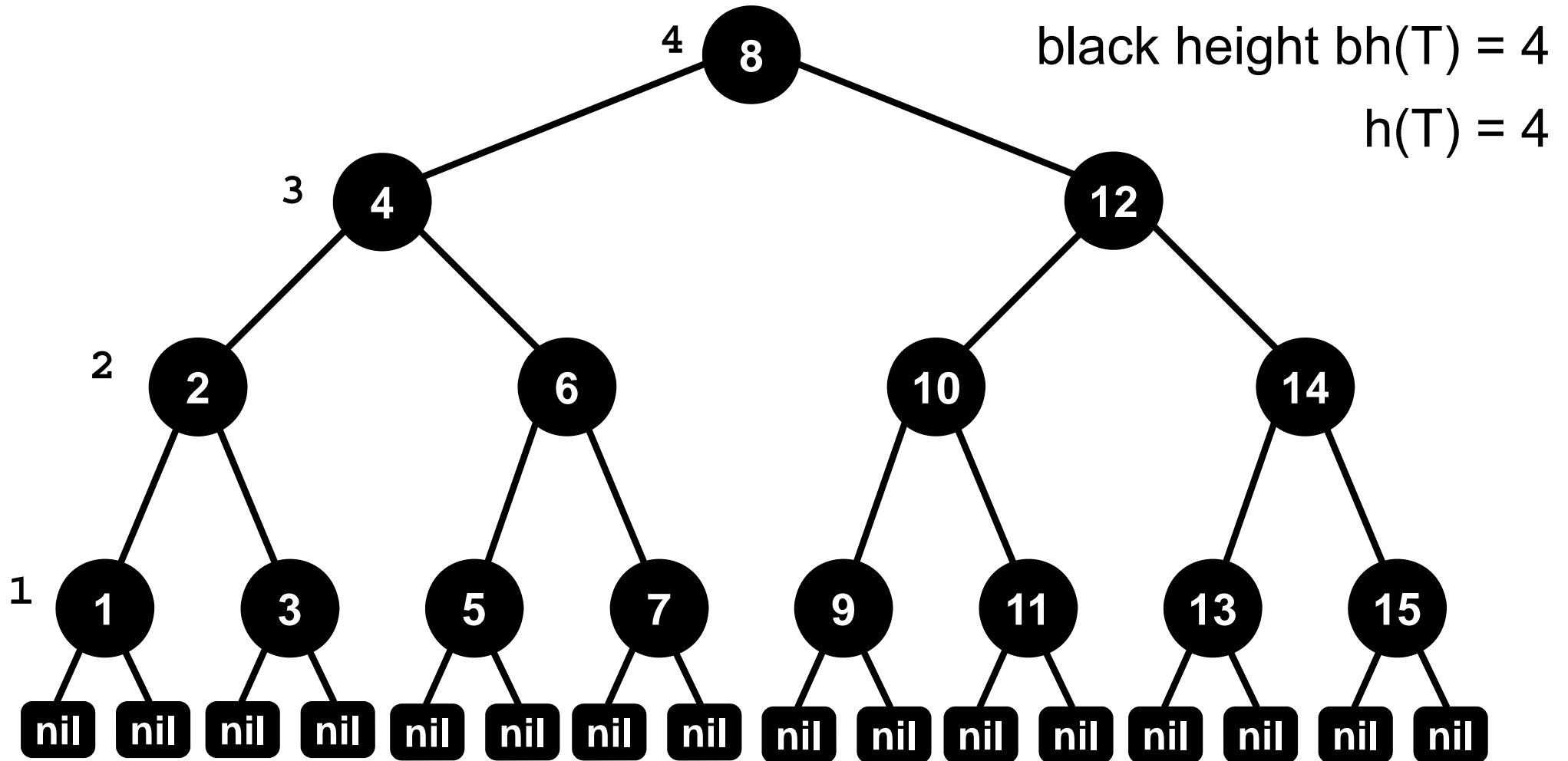
Black-height $bh(x)$ of a node x is the number of **black** nodes on any path from x to a leaf, not counting x

Red-Black tree

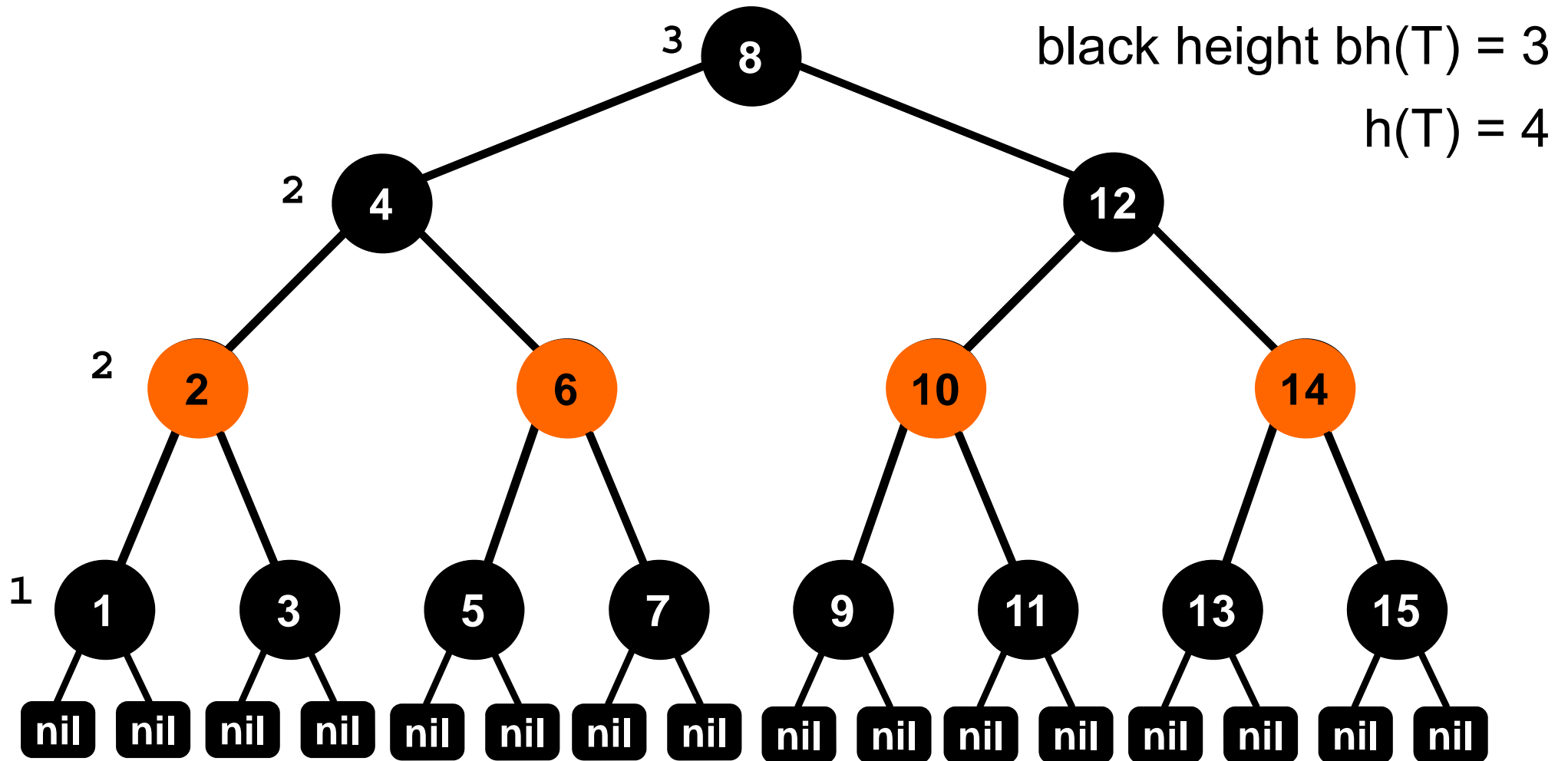
Black-height $bh(x)$ of a node x is the number of **black** nodes on any path from x to a leaf, not counting x .



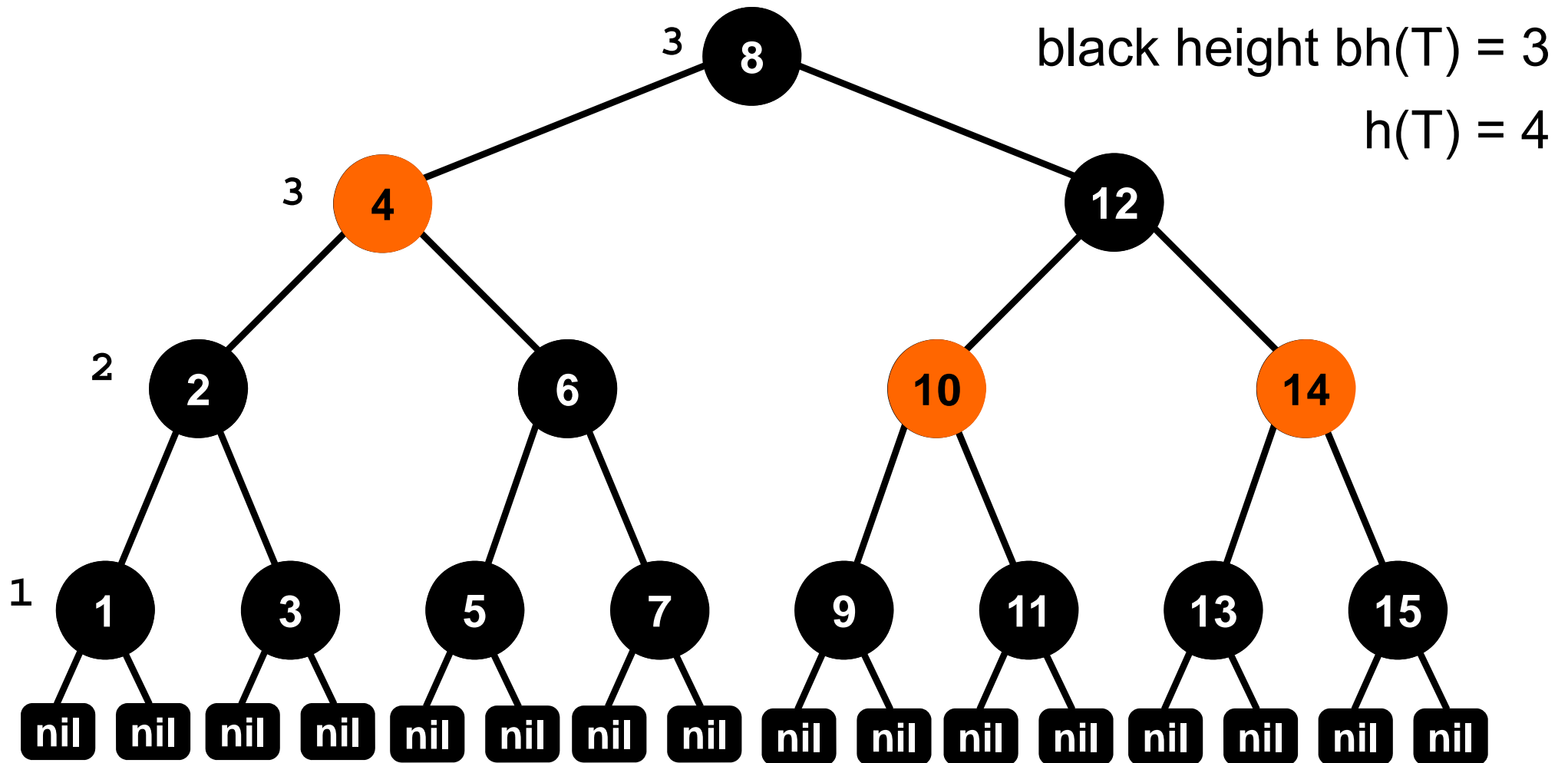
Binary Search Tree -> RB Tree



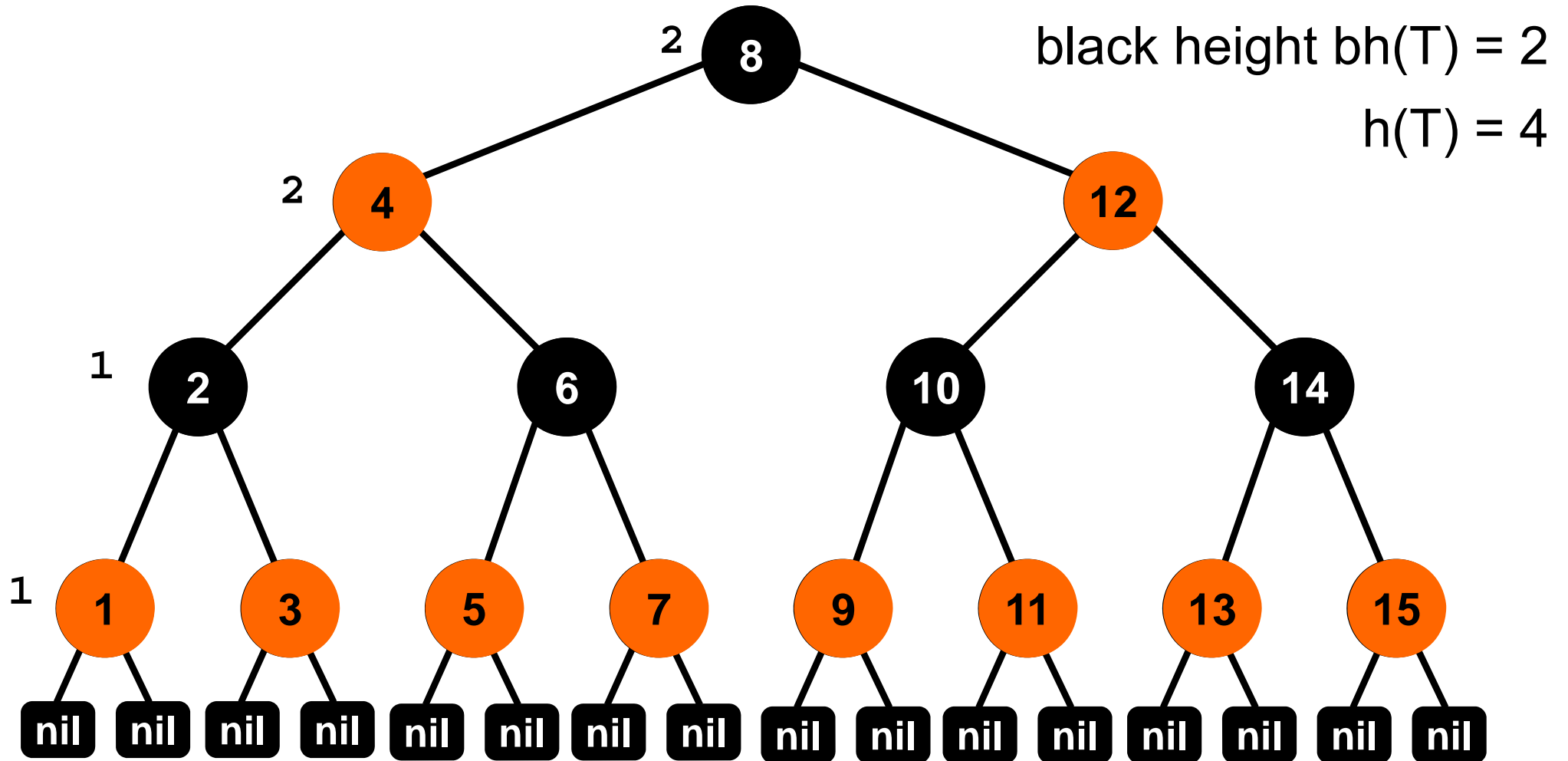
Binary Search Tree -> RB Tree



Binary Search Tree -> RB Tree



Binary Search Tree -> RB Tree



Red-Black tree

Black-height $bh(x)$ of a node x

- is the number of black nodes on any path from x to a leaf, not counting x
- is equal for all paths from x to a leaf
- For given h is $bh(x)$ in the range from $h/2$ to h
 - if $\frac{1}{2}$ of nodes red $\Rightarrow bh(x) \approx \frac{1}{2} h(x), h(x) \approx 2 \lg(n+1)$
 - if all nodes black $\Rightarrow bh(x) = h(x) = \lg(n+1)$

Height $h(x)$ of a RB-tree rooted in node x

- is at maximum twice of the optimal height of a balanced tree
- $h \leq 2 \lg(n+1) \quad \dots \quad h \in \Theta(\lg(n))$

RB-tree height proof [Cormen, p.264]

A red-black tree with n internal nodes has height h at most $2\lg(n+1)$

Proof 1. Show that subtree starting at x contains at least $2^{\text{bh}(x)} - 1$ internal nodes.

By induction on height of x :

- I. If x is a leaf, then $\text{bh}(x) = 0$, $2^{\text{bh}(x)} - 1 = 0$ internal nodes //... nil node
- II. Consider x with height h and two children (with height at most $h - 1$)
 - x 's children black-height is either $\text{bh}(x) - 1$ or $\text{bh}(x)$ // x is black or red
 - Ind. hypothesis: x 's children subtree has at least $2^{\text{bh}(x)-1} - 1$ internal nodes
 - So subtree rooted at x contains at least $(2^{\text{bh}(x)-1} - 1) + (2^{\text{bh}(x)-1} - 1) + 1 = 2^{\text{bh}(x)} - 1$ internal nodes \Rightarrow proved

Proof 2. Let $h =$ height of the tree rooted at x

- min $\frac{1}{2}$ nodes are black on any path to leaf $\Rightarrow \text{bh}(x) \geq h / 2$
- Thus, $n \geq 2^{h/2} - 1 \Leftrightarrow n + 1 \geq 2^{h/2} \Leftrightarrow \lg(n+1) \geq h / 2$
- $h \leq 2\lg(n+1)$

RB-tree Search

Search is performed as in simple BST, node colors do not influence the search.

Search in R-B tree with N nodes takes

1. In general -- at most $2 \cdot \lg(N+1)$ key comparisons.
2. In best case when keys are generated randomly and uniformly -- cca $1.002 \cdot \lg(N)$ key comparisons, very close to the theoretical minimum.

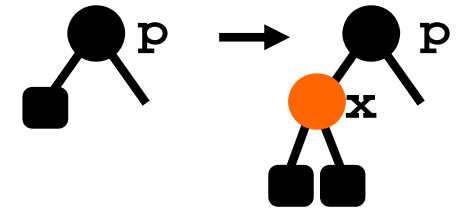
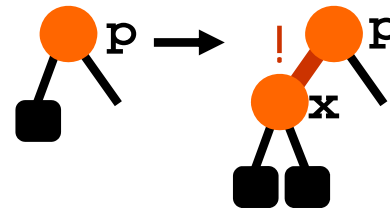
Inserting in Red-Black Tree

Color new node **x** **Red**

Insert it as in the standard BST 

If parent **p** is **Black**, stop. Tree is a Red-Black tree.

If parent **p** is **Red** (3+3 cases)...



resp.

While **x** is not root and parent is Red

if **x's uncle** is **Red** then case 1 // propagate red up

else { if **x** is *Right child* then case 2 // double rotation

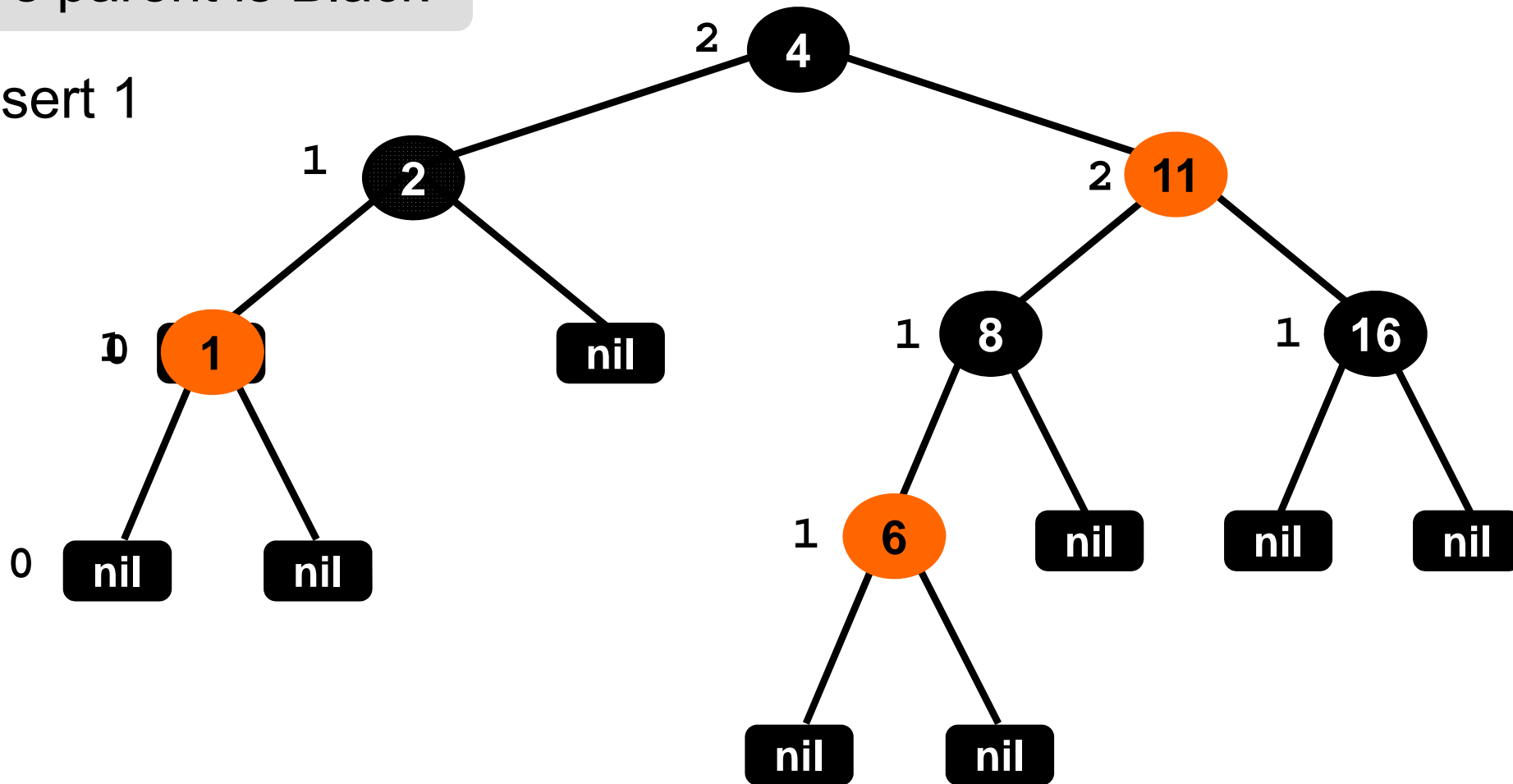
case 3 } // single rotation

Color root Black

Inserting in Red-Black Tree

x's parent is Black

Insert 1



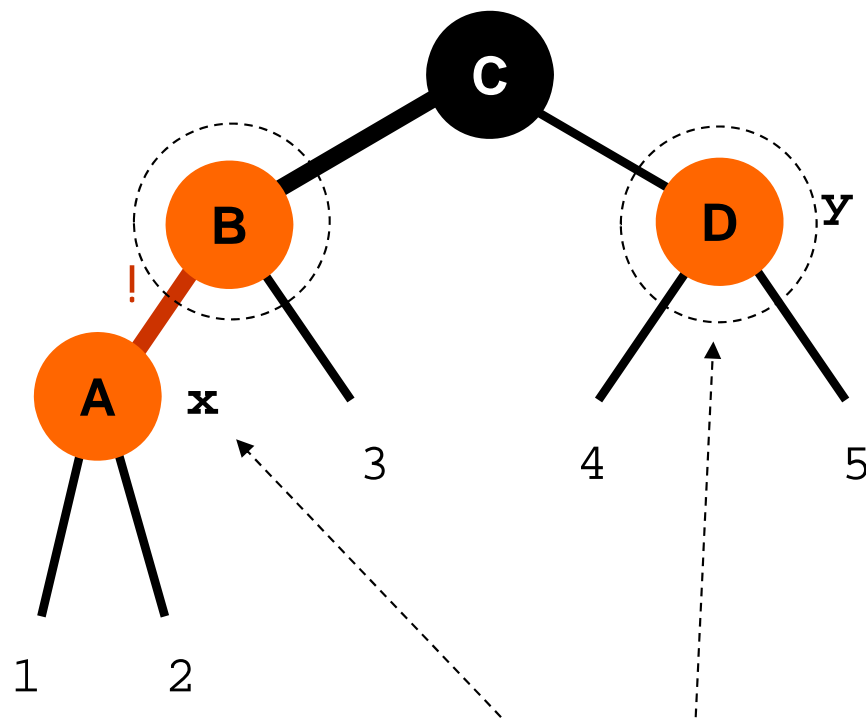
If parent is Black, stop. Tree is a Red-Black tree.

Inserting in Red-Black Tree

x's parent is Red

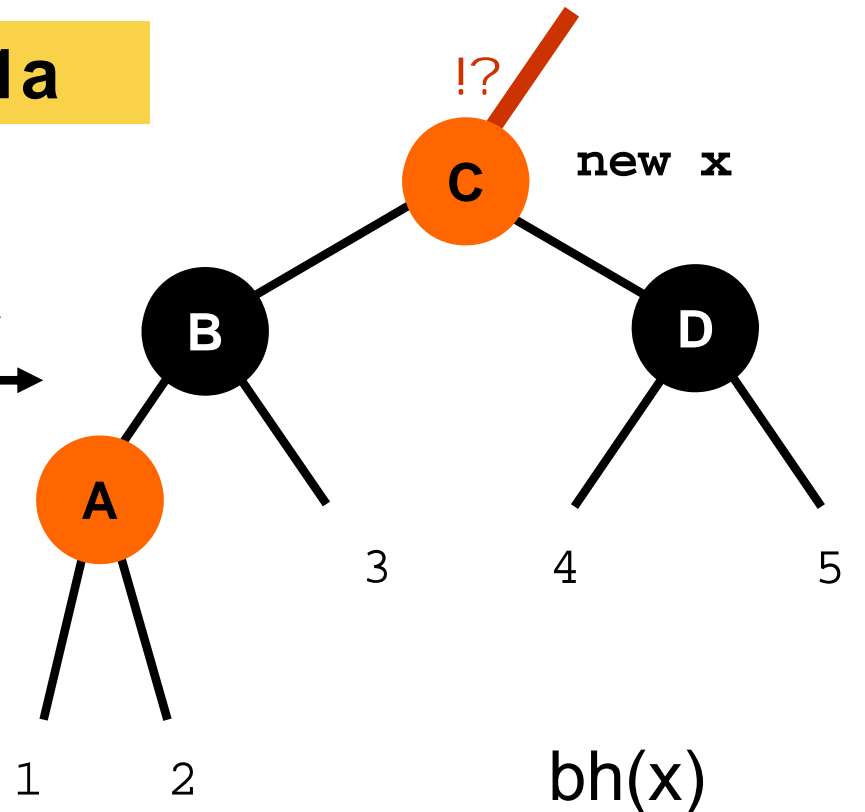
x's uncle y is Red

x is a Left child



Case 1a

Recolor



x is node of interest

x's uncle is Red

Loop: $x = x.p.p$
bh(x)
increased by one

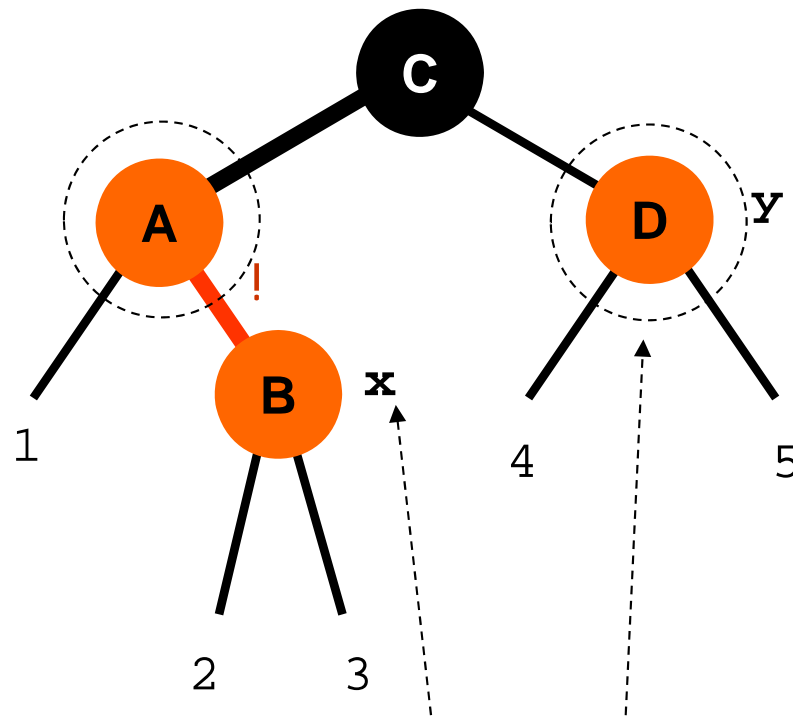
Inserting in Red-Black Tree

x's parent is Red

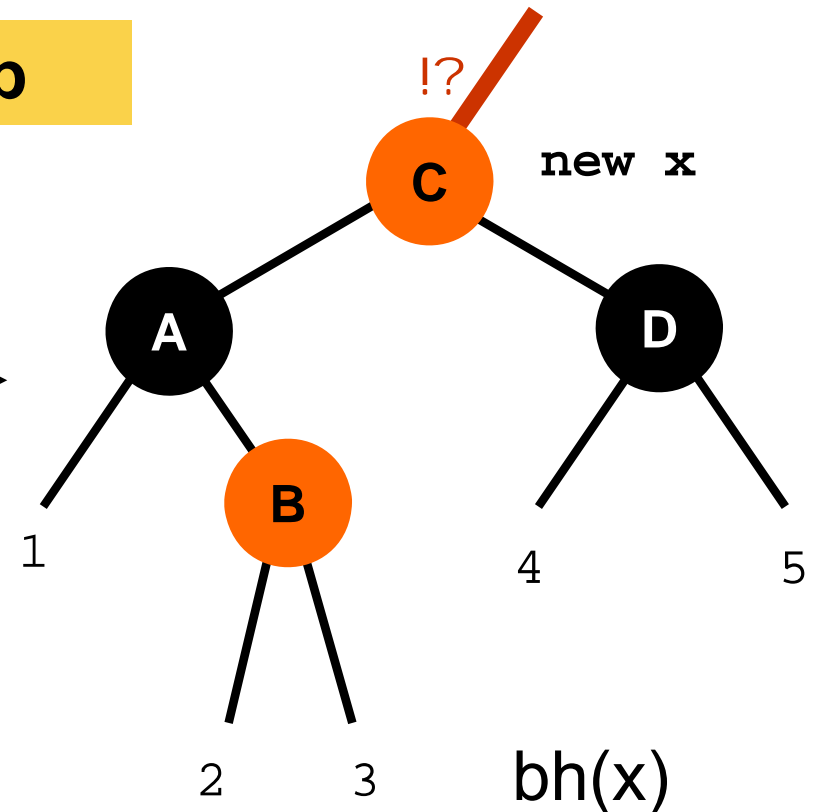
x's uncle y is Red

x is a Right child

Case 1b



Recolor



x is node of interest

x's uncle is Red

increased by one

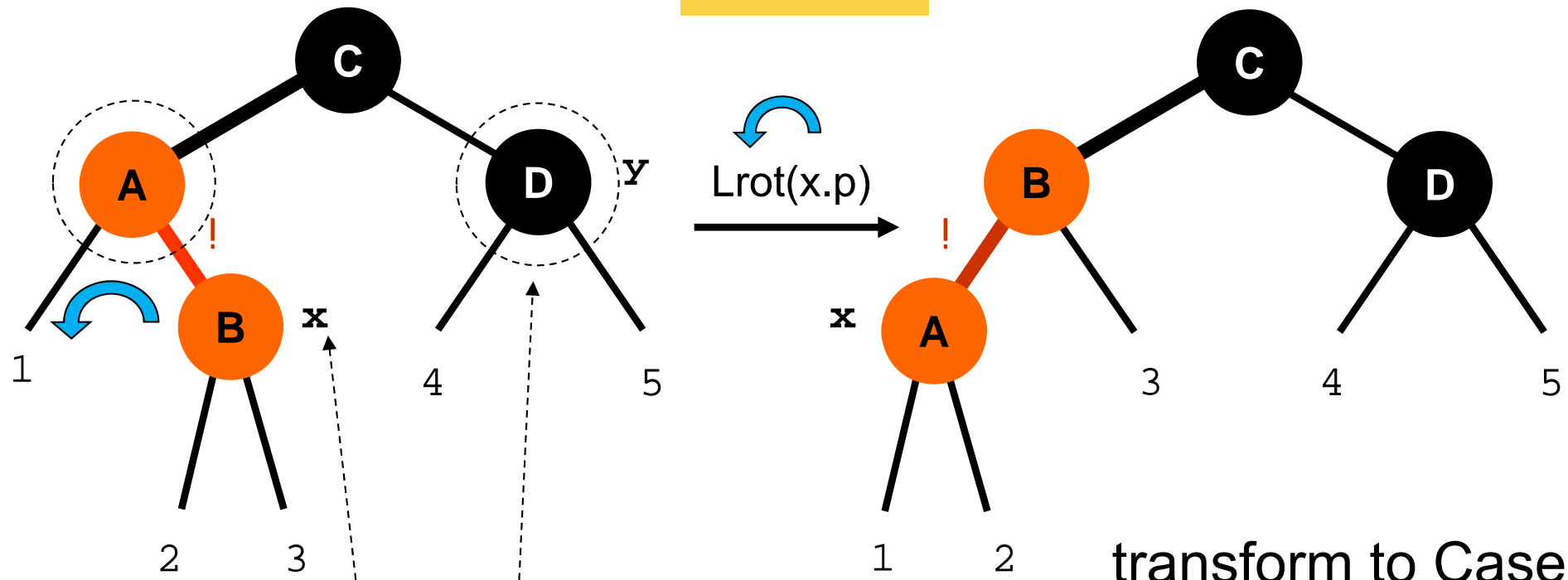
Inserting in Red-Black Tree

x's parent is Red

x's uncle y is Black

x is a Right child

Case 2



x is a Right child

x's uncle is Black

transform to Case 3

Inserting in Red-Black Tree

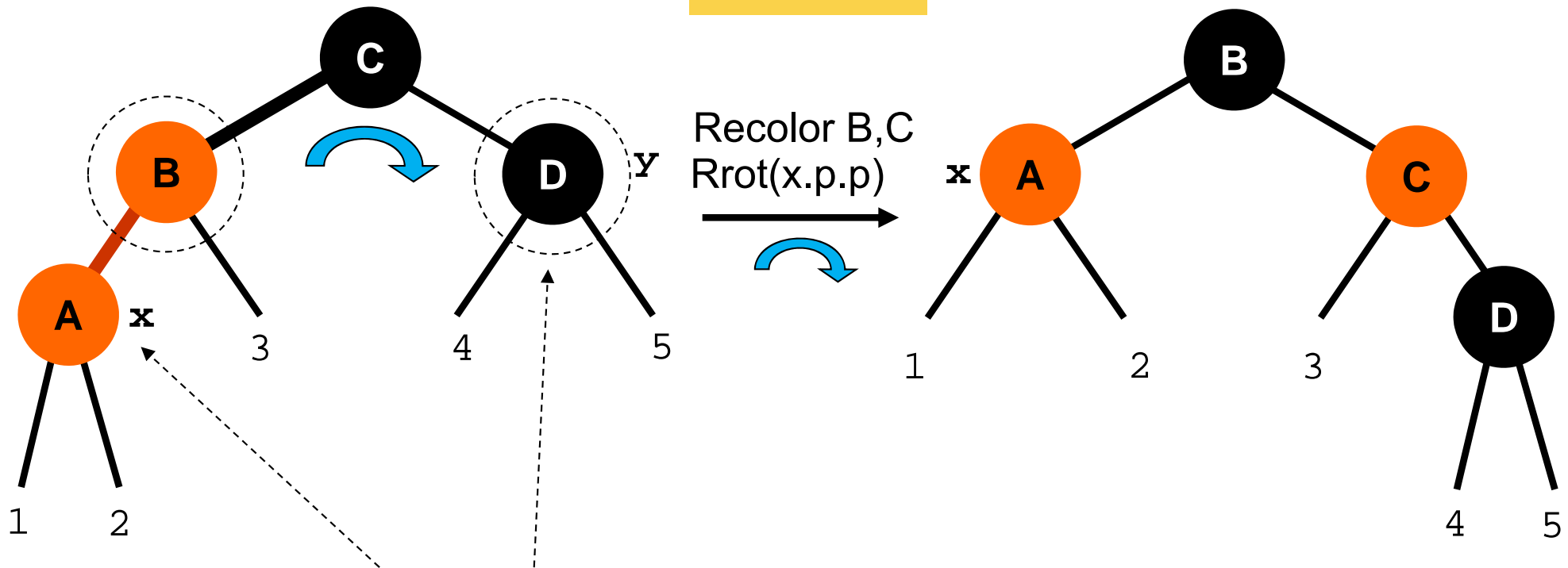
x's parent is Red

x's uncle y is Black

x is a Left child

Terminal case, tree is a Red-Black tree

Case 3



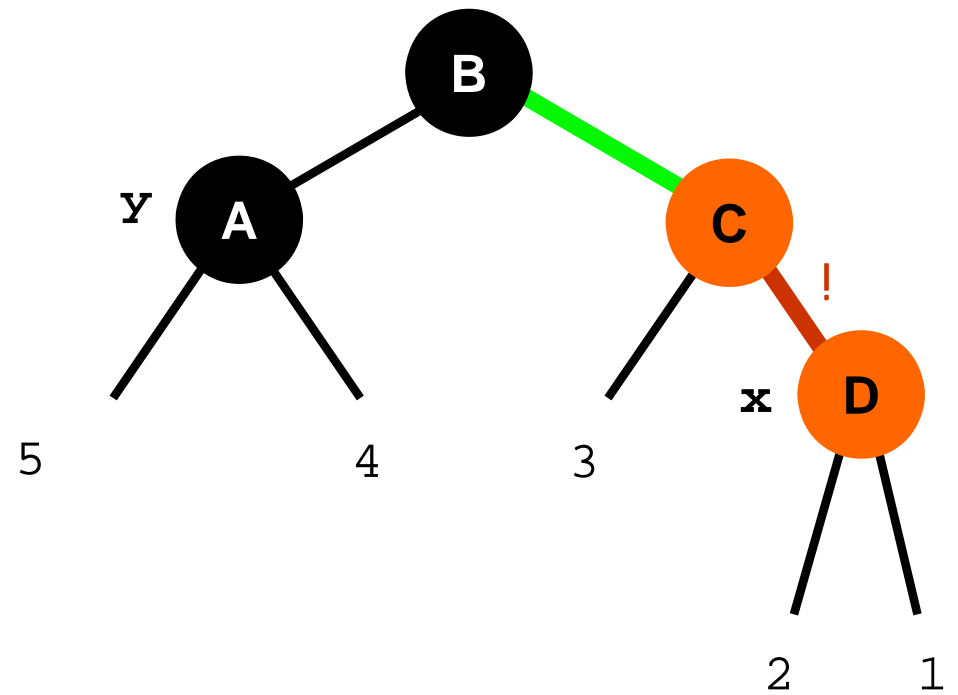
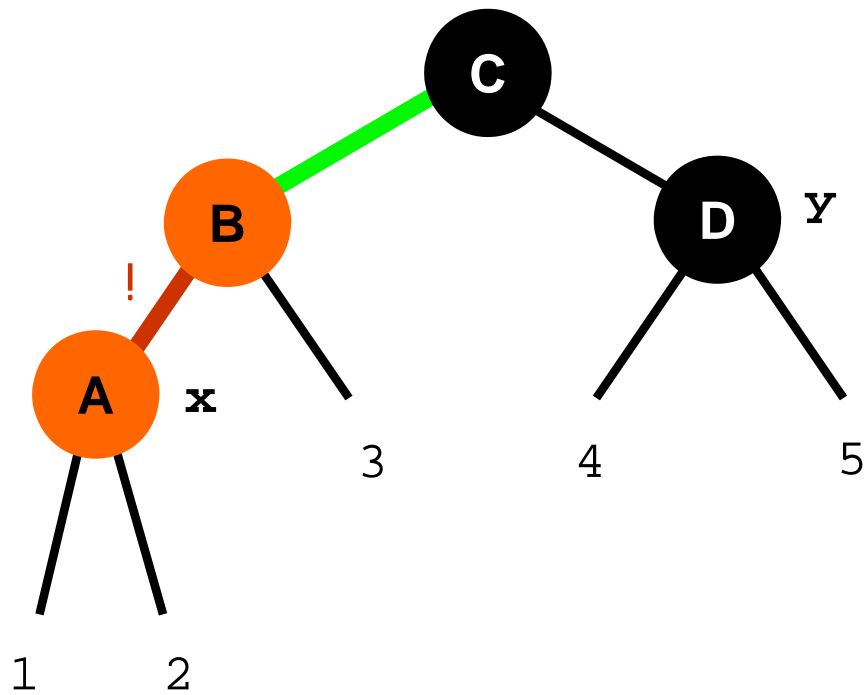
Recolor B,C
Rrot(x.p.p)

x is a Left child

x's uncle is Black

Inserting in Red-Black Tree

Cases Right from the grandparent
are symmetric



RB-INSERT(T, x)

```

1  TREE-INSERT( $T, x$ )
2   $color[x] \leftarrow RED$ 
3  while  $x \neq root[T]$  and  $color[p[x]] = RED$ 
4      do if  $p[x] = left[p[p[x]]]$ 
5          then  $y \leftarrow right[p[p[x]]]$            Red uncle  $y \rightarrow$  recolor up
6              if  $color[y] = RED$ 
7                  then  $color[p[x]] \leftarrow BLACK$            ▷ Case 1
8                       $color[y] \leftarrow BLACK$            ▷ Case 1
9                       $color[p[p[x]]] \leftarrow RED$            ▷ Case 1
10                      $x \leftarrow p[p[x]]$            ▷ Case 1
11              else if  $x = right[p[x]]$ 
12                  then  $x \leftarrow p[x]$            ▷ Case 2
13                     LEFT-ROTATE( $T, x$ )           ▷ Case 2
14               $color[p[x]] \leftarrow BLACK$            ▷ Case 3
15               $color[p[p[x]]] \leftarrow RED$            ▷ Case 3
16              RIGHT-ROTATE( $T, p[p[x]]$ )           ▷ Case 3
17          else (same as then clause
                with “right” and “left” exchanged)
18   $color[root[T]] \leftarrow BLACK$ 

```

$p[x]$ = parent of x
 $left[x]$ = left child of x
 y = uncle of x

[Cormen90]

Inserting in Red-Black Tree

Insertion in $\Theta(\log(n))$ time

Requires at most two rotations

Deleting in Red-Black Tree

Find node to delete

Delete node as in a regular BST

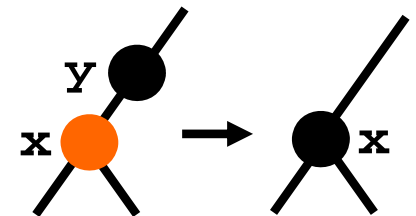
Node y to be physically deleted will have at most one child x !!!

If we **delete a Red node**, tree still is a Red-Black tree, **stop**

Assume we **delete a black node**

Let x be the **child of deleted (black) node y**

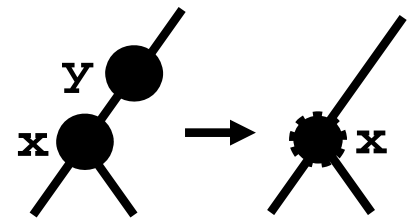
If x is **red**, color it black and **stop**



while(x is not root) AND (x is black)


move x with virtual black mark through the tree

(If x is black, mark it virtually double black **A**)



//note that the whole x 's subtree lost 1 unit of black height

Deleting in Red-Black Tree

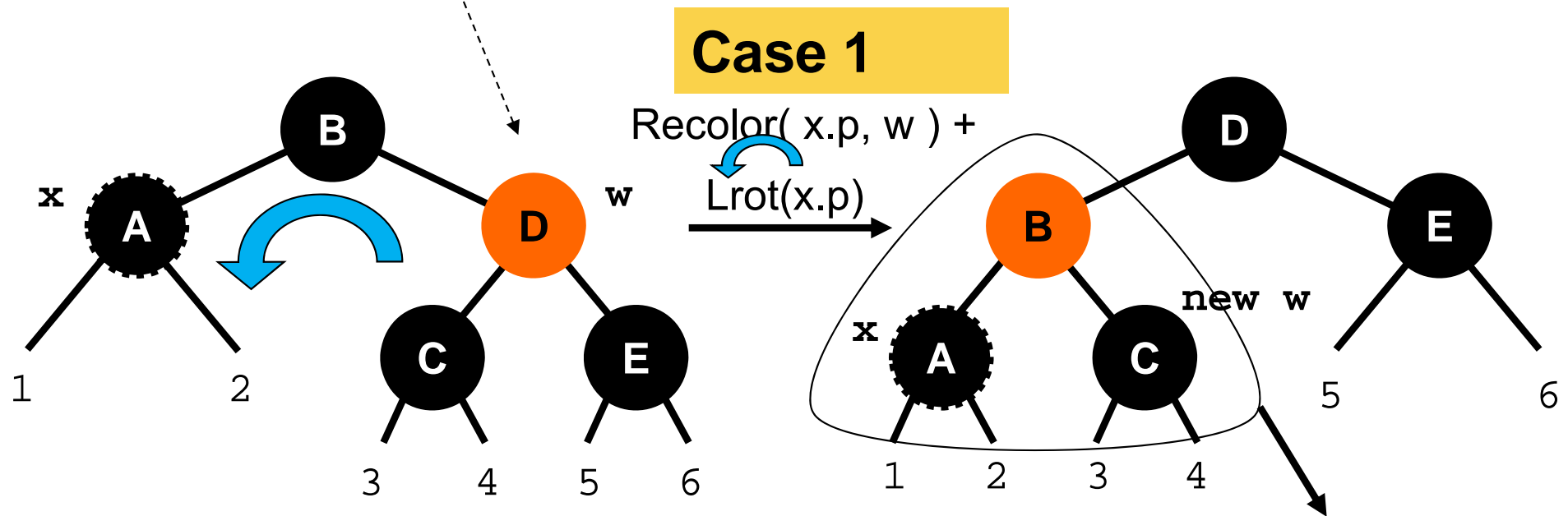
```
while(x is not root) AND ( x is black) {  
    // move x with virtual black mark  through the tree  
    // just recolor or rotate other subtree up (decrease bh in R subtree)  
    if (sibling is red)  
        -> Case 1: Rotate right subtree up, color sibling black, and  
                continue in left subtree with the new sibling  
    if (sibling is black with both black children)  
        -> Case 2: Color sibling red and go up  
    else // black sibling with one or two red children  
        if(red left child) -> Case 3: rotate to surface  
        Case 4: Rotate right subtree up  
}
```

Deleting in R-B Tree - Case 1

x is the child of the physically deleted black node \Rightarrow double black

x 's sibling w is red

(x 's parent *must* be black)



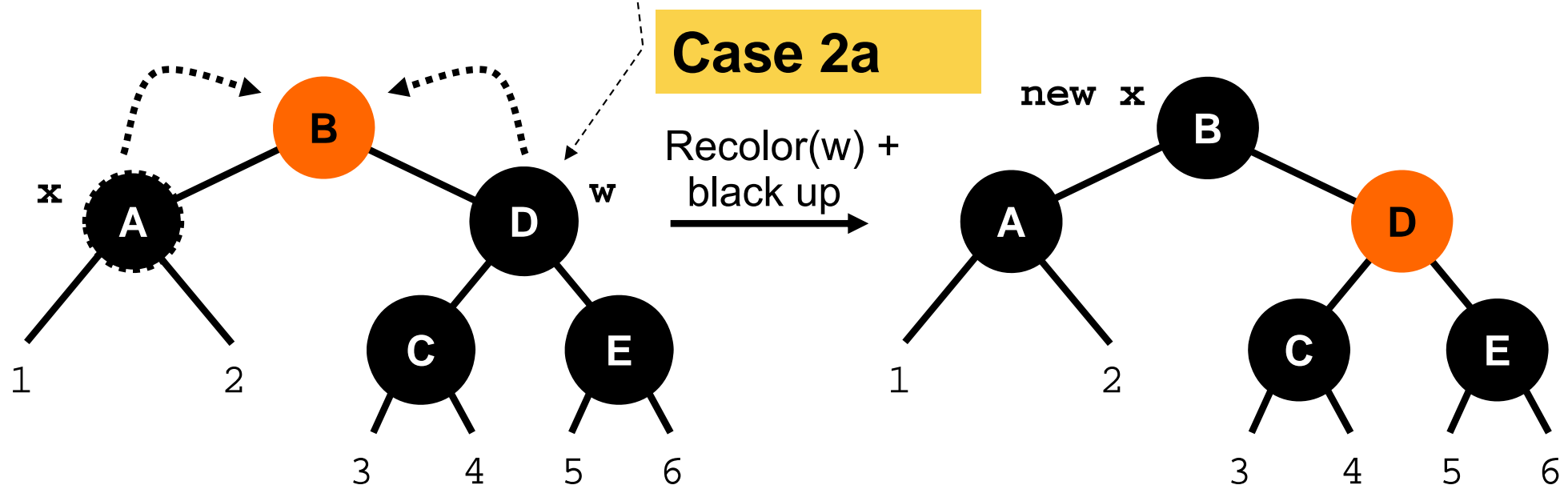
x stays at the same black height

continue

[Possibly transforms to case 2a and terminates – depends on 3,4]

Deleting in R-B Tree - Case 2a

- x 's sibling w is black
- x 's parent is red
- x 's sibling left child is black
- x 's sibling right child is black



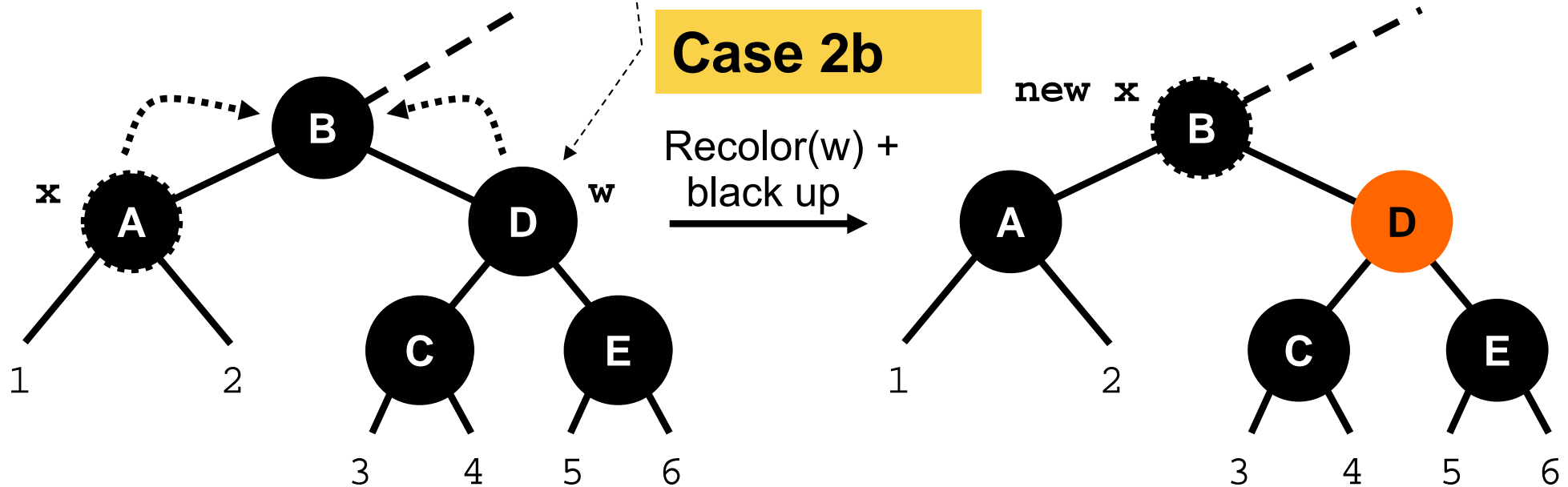
Terminal case, tree is Red-Black tree

STOP

Note that A 's subtree *had* less by 1 black height than D 's subtree

Deleting in R-B Tree - Case 2b

- x 's sibling w is black
- x 's parent is black
- x 's sibling left child is black
- x 's sibling right child is black



Decreases x black height by one

continue with new x

Note that A's subtree *had* less by 1 black height than D's subtree

Deleting in R-B Tree - Case 3

x 's sibling w is black

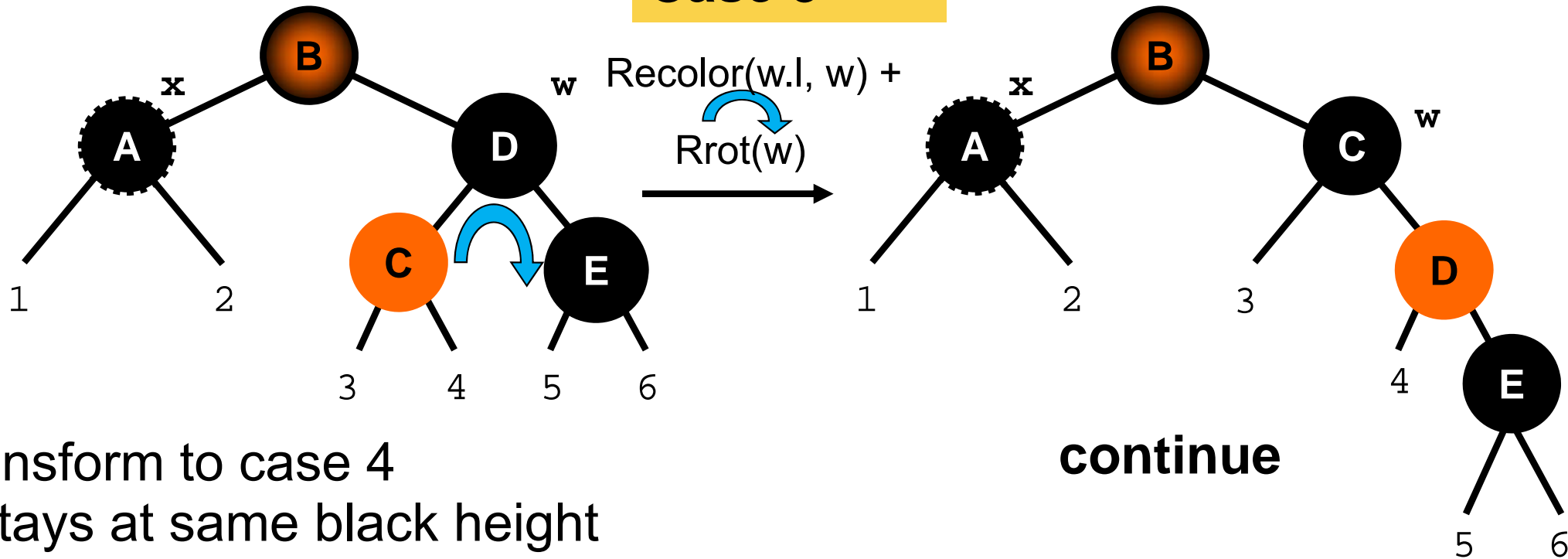
x 's parent is either

x 's sibling left child is red

// impossible to color w red

x 's sibling right child is black

Case 3



continue

Transform to case 4

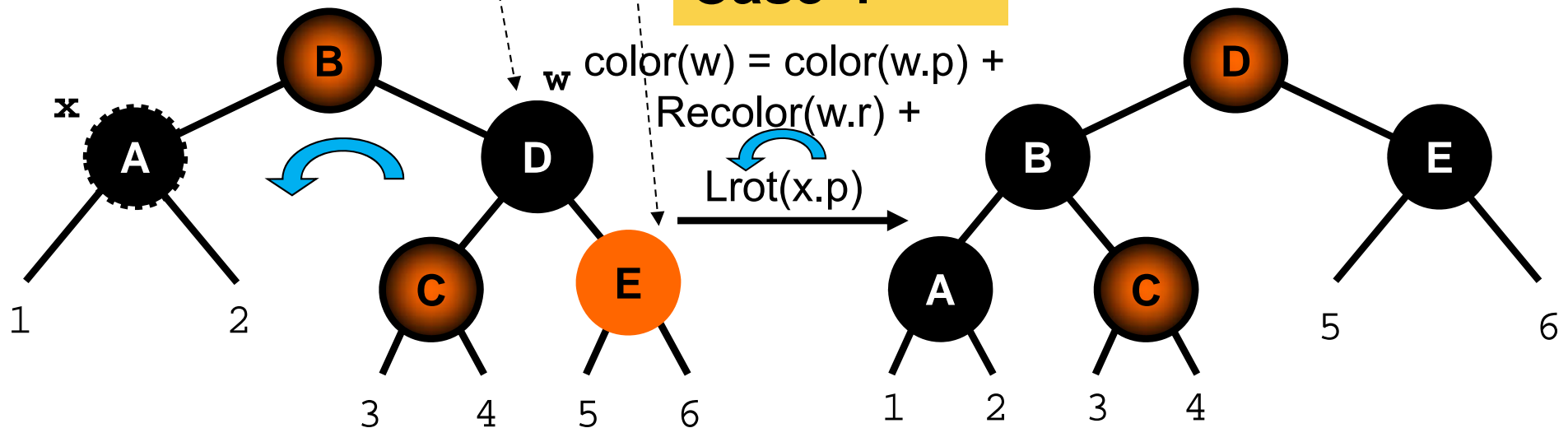
x stays at same black height

Deleting in R-B Tree - Case 4

- x 's sibling w is black
- x 's parent is either
- x 's sibling left child is either
- x 's sibling right child is red

// impossible to color w red

Case 4



Terminal case, tree is Red-Black tree
(D inherits the color of B)

STOP

Deleting in Red-Black Tree

RB-DELETE(T, z)

1 **if** $left[z] = nil[T]$ or $right[z] = nil[T]$

2 **then** $y \leftarrow z$

3 **else** $y \leftarrow \text{TREE-SUCCESSOR}(z)$

4 **if** $left[y] \neq nil[T]$

5 **then** $x \leftarrow left[y]$

6 **else** $x \leftarrow right[y]$

7 $p[x] \leftarrow p[y]$

8 **if** $p[y] = nil[T]$

9 **then** $root[T] \leftarrow x$

10 **else if** $y = left[p[y]]$

11 **then** $left[p[y]] \leftarrow x$

12 **else** $right[p[y]] \leftarrow x$

13 **if** $y \neq z$

14 **then** $key[z] \leftarrow key[y]$

15 ▷ If y has other fields, copy them, too.

16 **if** $color[y] = \text{BLACK}$

17 **then** RB-DELETE-FIXUP(T, x)

18 **return** y

Notation similar to AVL

$z =$ *logically* removed

$y =$ *physically* removed

$x =$ y 's only child

[Cormen90]

RB-DELETE-FIXUP(T, x)

x = *child* of removed node
 $p[x]$ = parent of x
 w = sibling of x

1 **while** $x \neq \text{root}[T]$ and $\text{color}[x] = \text{BLACK}$

2 **do if** $x = \text{left}[p[x]]$

3 **then** $w \leftarrow \text{right}[p[x]]$

4 **if** $\text{color}[w] = \text{RED}$

5 **then** $\text{color}[w] \leftarrow \text{BLACK}$ ▷ Case 1

6 $\text{color}[p[x]] \leftarrow \text{RED}$ ▷ Case 1

7 LEFT-ROTATE($T, p[x]$) ▷ Case 1

8 $w \leftarrow \text{right}[p[x]]$ ▷ Case 1

R subtree up
 Check L

9 **if** $\text{color}[\text{left}[w]] = \text{BLACK}$ and $\text{color}[\text{right}[w]] = \text{BLACK}$

10 **then** $\text{color}[w] \leftarrow \text{RED}$ ▷ Case 2

11 $x \leftarrow p[x]$ ▷ Case 2

Recolor
 Black up
 Go up

12 **else if** $\text{color}[\text{right}[w]] = \text{BLACK}$

13 **then** $\text{color}[\text{left}[w]] \leftarrow \text{BLACK}$ ▷ Case 3

14 $\text{color}[w] \leftarrow \text{RED}$ ▷ Case 3

15 RIGHT-ROTATE(T, w) ▷ Case 3

16 $w \leftarrow \text{right}[p[x]]$ ▷ Case 3

inner R-
 subtree up

17 $\text{color}[w] \leftarrow \text{color}[p[x]]$ ▷ Case 4

18 $\text{color}[p[x]] \leftarrow \text{BLACK}$ ▷ Case 4

19 $\text{color}[\text{right}[w]] \leftarrow \text{BLACK}$ ▷ Case 4

20 LEFT-ROTATE($T, p[x]$) ▷ Case 4

21 $x \leftarrow \text{root}[T]$ ▷ Case 4

R subtree up
 stop

22 **else** (same as **then** clause
 with “right” and “left” exchanged)

23 $\text{color}[x] \leftarrow \text{BLACK}$

[Cormen90]

Deleting in R-B Tree

Delete time is $\Theta(\log(n))$

At most three rotations are done

Which BS tree is the best? [Pfaff 2004]

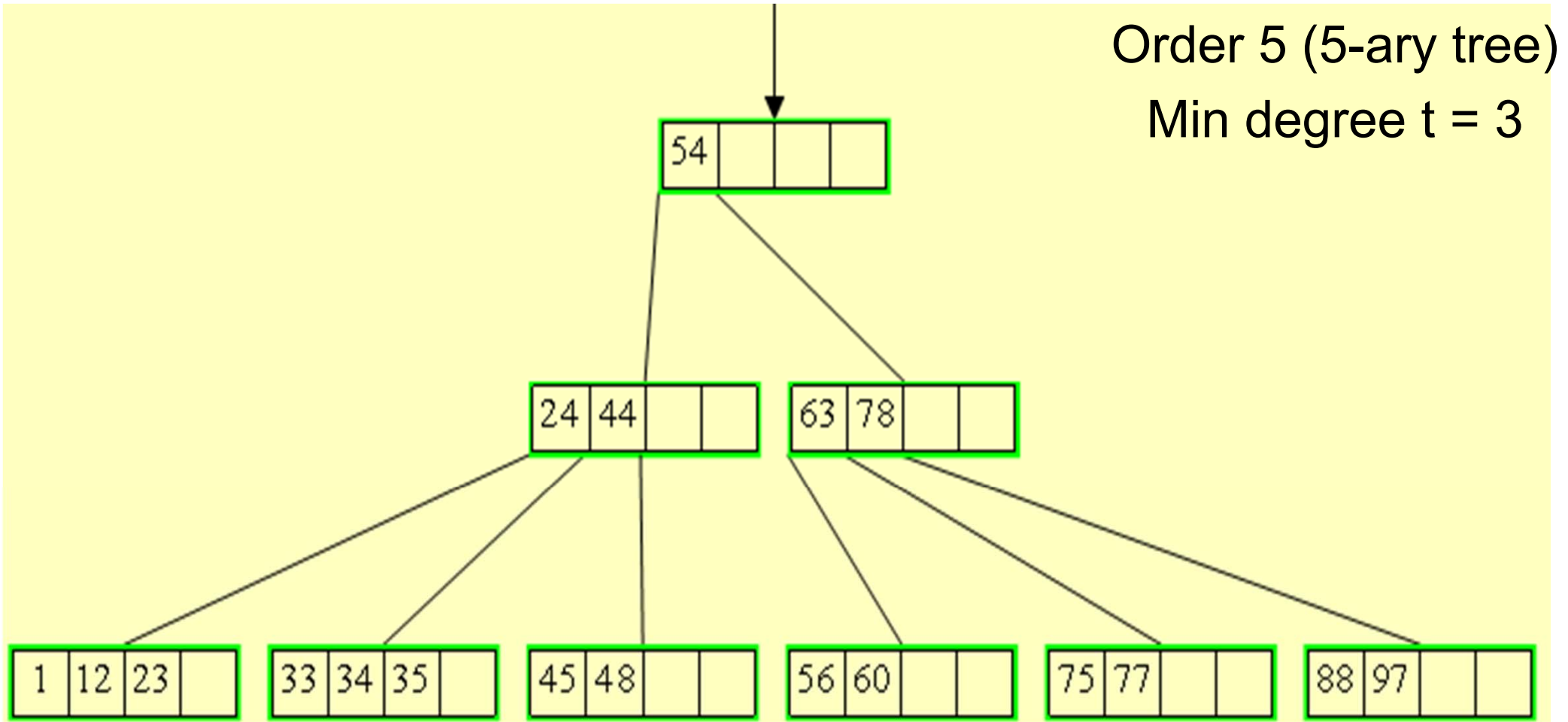
It is data dependent

- For random sequences
 - => use *unsorted tree*, no waste time for rebalancing
- For mostly random ordering with occasional runs of sorted order
 - => use *red-black trees*
- For insertions often in a sorted order and
 - later accesses tend to be random => AVL trees
 - later accesses are sequential or clustered => splay trees
 - self adjusting trees,
 - update each search by moving searched element to the root

B-tree

B-tree as BST on disk

B-tree



Based on [Cormen] and [Maire]

B-tree

1. Motivation
2. Multiway search tree
3. B-tree
4. Search
5. Insert
6. Delete

B-tree

Motivation

- Large data do not fit into operational memory -> disk
- Time for disk access is limited by HW
(Disk access = Disk-Read, Disk-Write)
- Disk access is MUCH slower compared to instruction
 - 1 disk access ~ 13 000 000 instructions!!!!
 - Number of disk accesses dominates the computational time

DISK : 16 ms
Seek 8ms + rotational
delay 7200rpm 8ms

Instruction:
800 MHz 1,25ns

B-tree

Motivation

Disk access = Disk-Read, Disk-Write

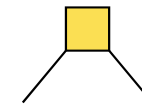
- Disk divided into blocks
(512, 2048, 4096, 8192 bytes)
- Whole block transferred

- Design a *multiway search tree*
- Each node fits to one disk block

B-tree

Multiway search tree

= a generalization of Binary search tree



($m=2$)

Each node has at most m children



($m>2$)

Internal node with n keys has $n+1$ successors, $n < m$

(except root)

Leaf nodes with no successors

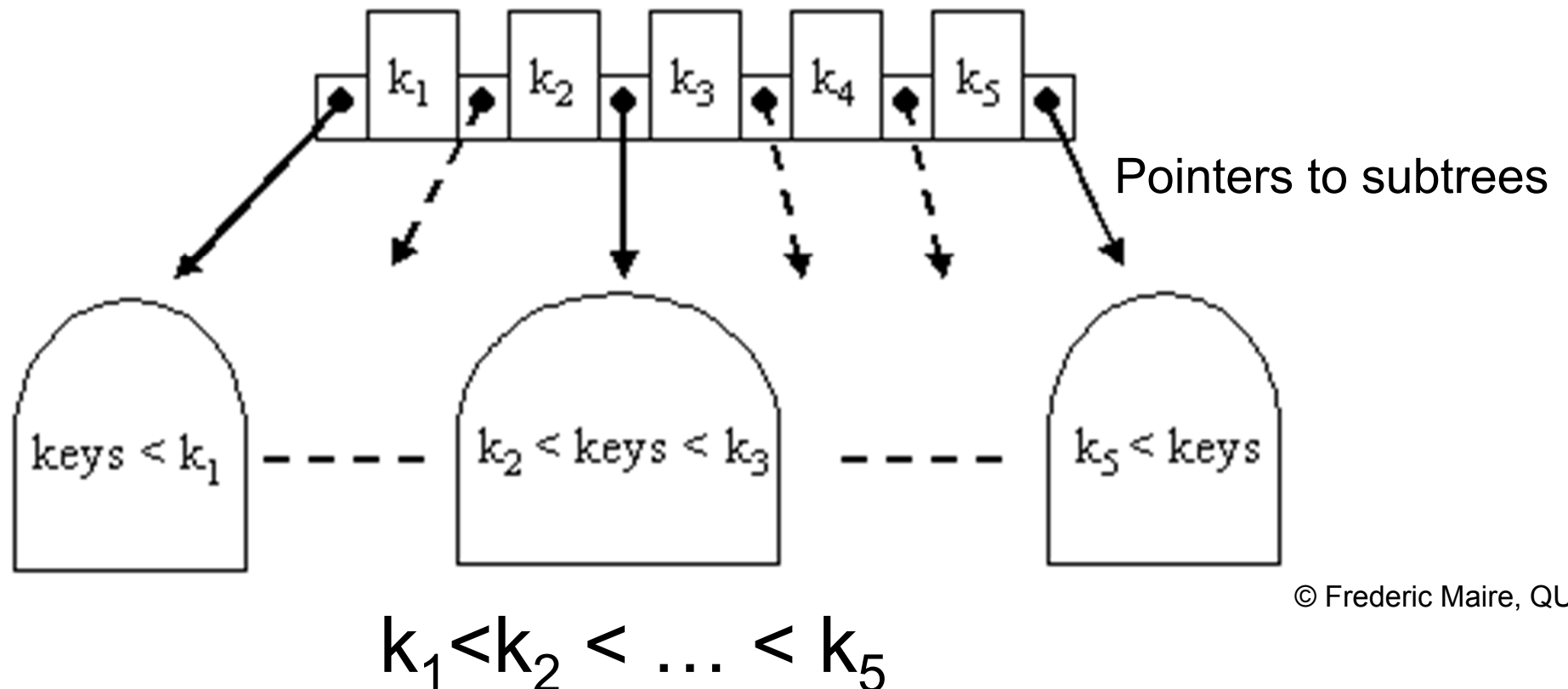
Tree is ordered

Keys in nodes separates the ranges in subtrees

B-tree

Multiway search tree – internal node

Keys in internal node separate the ranges of keys in subtrees

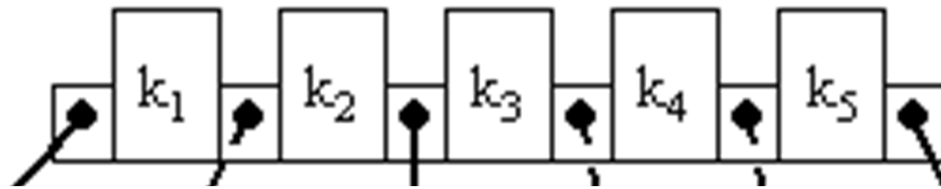


© Frederic Maire, QUT

B-tree

Multiway search tree – leaf node

Leaves have no subtrees and do not use pointers



Leaves have no pointers to subtrees

$$k_1 < k_2 < \dots < k_5$$

© Frederic Maire, QUT

B-tree

B-tree

= of order m is an m -way search tree, such that

- All **leaves** have the same height (B-tree is balanced)
- All **internal nodes** are constrained to have
 - at least $m/2$ non-empty children and (precisely later)
 - at most m non-empty children
- The **root** can have 0 or between 2 to m children
 - 0 - leaf
 - m - a **full node**

B-tree

B-tree – problems with notation

Different authors use different names

- Order m B-tree
 - Maximal number of children
 - Maximal number of keys (No. of children - 1)
 - Minimal number of keys
- Minimum degree t
 - Minimal number of children [Cormen]

B-tree

B-tree – problems with notation

Relation between minimal and maximal number of children also differs

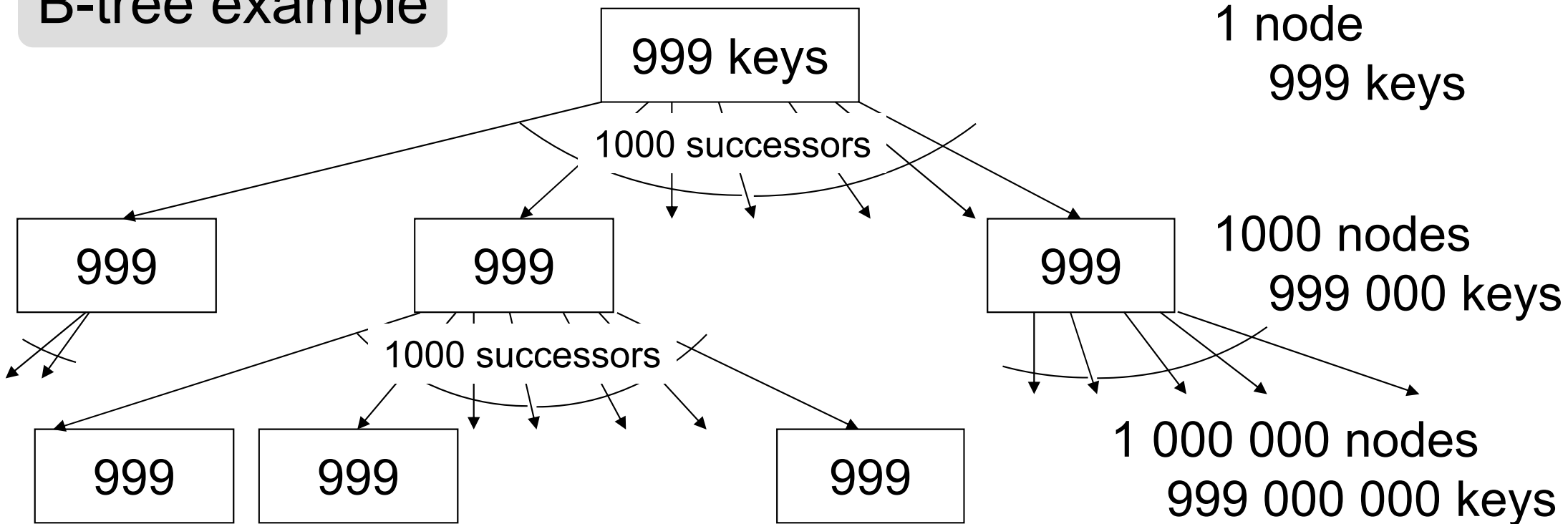
For minimal number t of children

Maximal number m of children is

- $m = 2t - 1$ simple B-tree,
multiphase update strategy
- $m = 2t$ optimized B-tree,
singlephase update strategy

B-tree

B-tree example



B-tree of order $m=1000$ of height 2 contains

1 001 001 nodes ($1+1000 + 1\ 000\ 000$)

999 999 999 keys ~ one billion keys (1 miliarda klíčů)

B-tree

B-tree node fields

n ... number of keys k_i stored in the node $n < m$.

Node with $n = m-1$ is a **full-node**

k_i ... n keys, stored in non-decreasing order

$$k_1 \leq k_2 \leq \dots \leq k_n$$

leaf ... boolean value, true for leaf, false for internal node

c_i ... $n+1=m$ pointers to successors (undefined for leaves)

Keys k_i separate the keys in subtree:

For $keys_i$ in the subtree with root k_i holds

$$keys_1 \leq k_1 \leq keys_2 \leq k_2 \leq \dots \leq k_n \leq keys_{n+1}$$

B-tree

B-tree algorithms

- Search
- Insert
- Delete

B-tree search

Similar to BST tree search

Keys in nodes sequentially or binary search

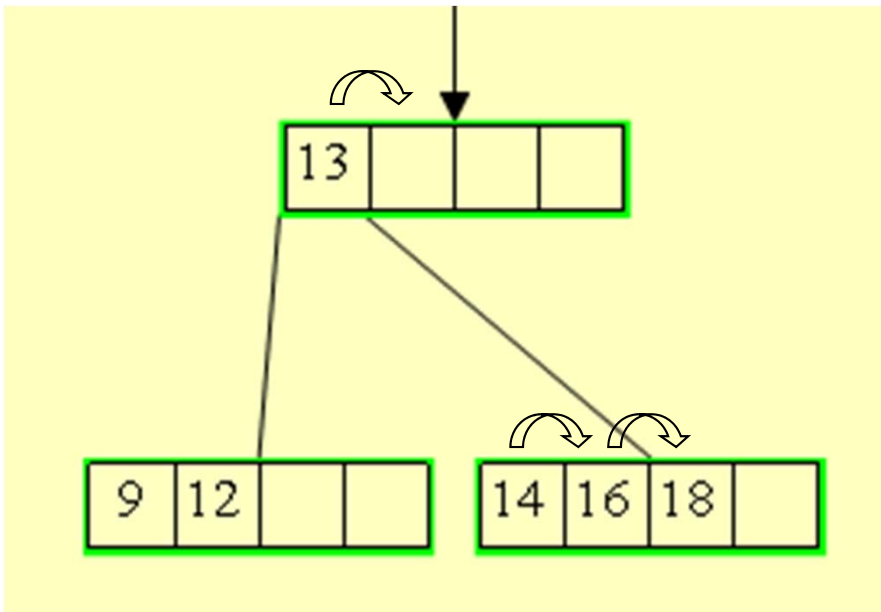
Input: pointer to tree root and a key k

Output: an ordered pair (y, i) , node y and index i
such that $y.k[i] = k$
or NIL, if k not found

B-tree search

Search 17

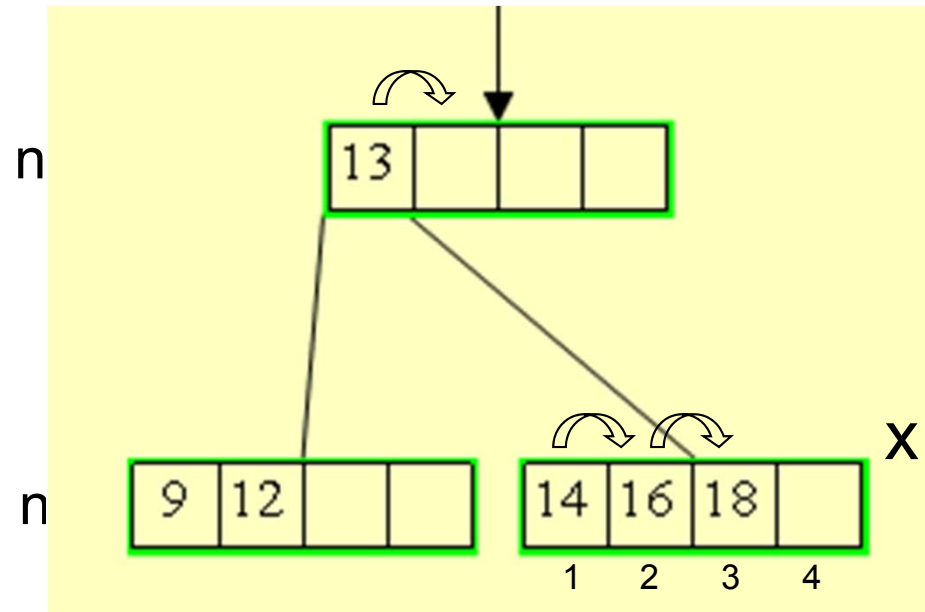
17



17 not found => return NIL

Search 18

18



18 found => return (x, 3)

B-tree search

```
B-treeSearch(x,k)
```

```
  i ← 1
```

```
  while i ≤ x.n and k > x.k[i]           //sequential search
```

```
    do i ← i+1
```

```
  if i ≤ x.n and k = x.k[i]
```

```
    return (x, i)           // pair: node & index
```

```
  if x.leaf
```

```
    then return NIL
```

```
    else
```

```
      Disk-Read(x.c[i]) // tree traversal
```

```
      return B-treeSearch(x.c[i],k)
```

B-tree search

B-treeSearch complexity

Using tree order m

Number of disk pages read is

$$O(h) = O(\log_m n)$$

Where h is tree *height* and

m is the tree order

n is number of tree nodes

Since num. of keys $x.n < m$, the while loop takes $O(m)$

and

total time is **$O(m \log_m n)$**

B-tree search

B-treeSearch complexity

Using minimum degree t

Number of disk pages read is

$$O(h) = O(\log_t n)$$

Where h is tree *height* and

t is the minimum degree of B-tree

n is number of tree nodes

Since num. of keys $x.n < 2t$, the while loop takes $O(t)$

and

total time is **$O(t \log_t n)$**

B-tree update strategies

Two principal strategies

1. Multiphase strategy

“solve the problem, when appears”

$m=2t-1$ children

2. Single phase strategy [Cormen]

“avoid the future problems”

$m = 2t$ children

Actions:

Split full nodes

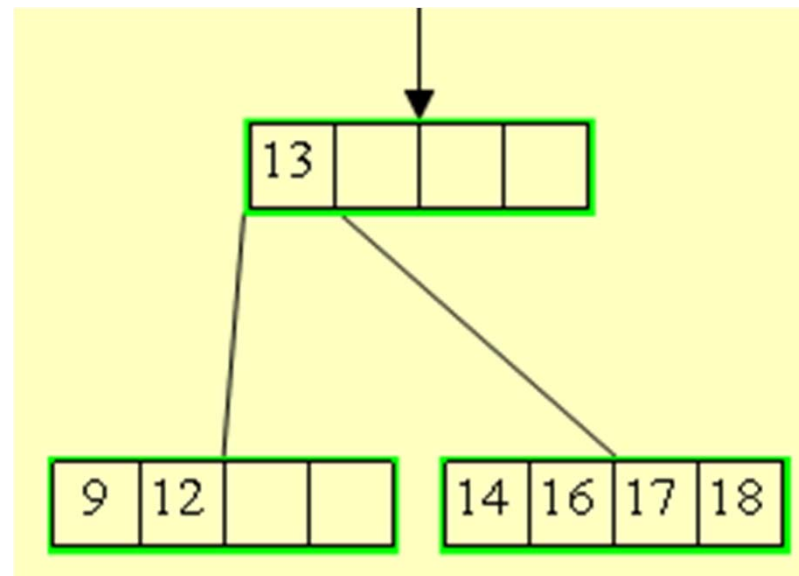
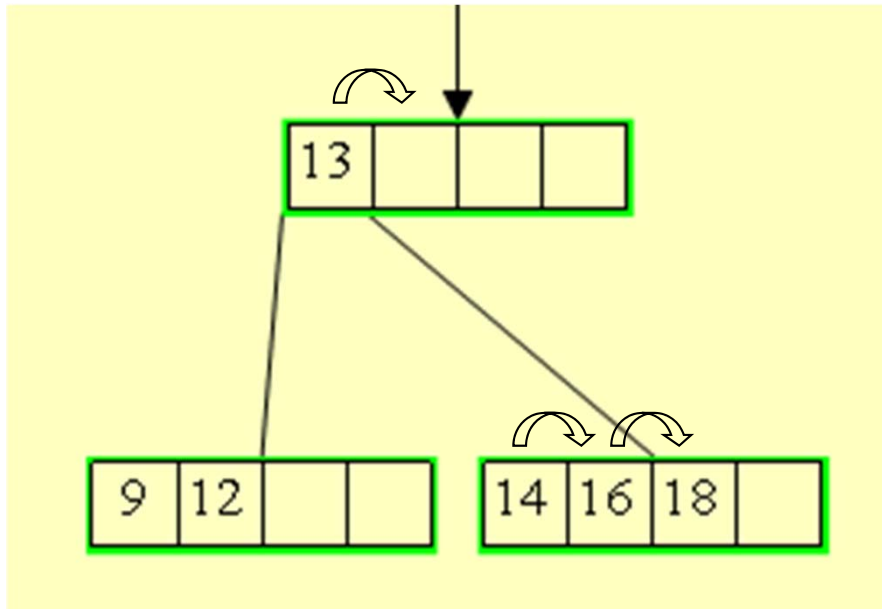
Merge nodes with less than minimum entries

B-tree insert - 1. Multiphase strategy

Insert to a **non-full** node

Insert 17

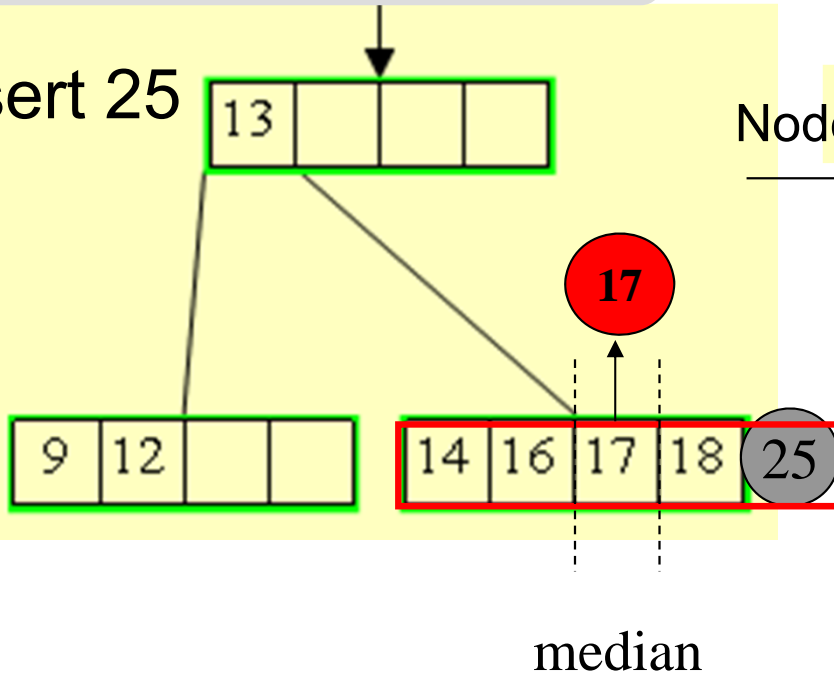
17



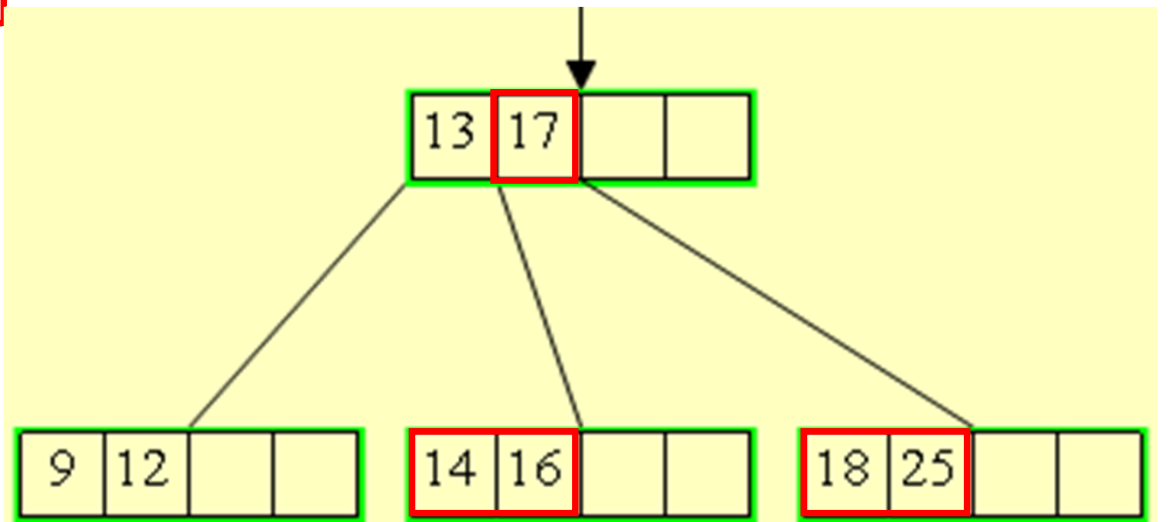
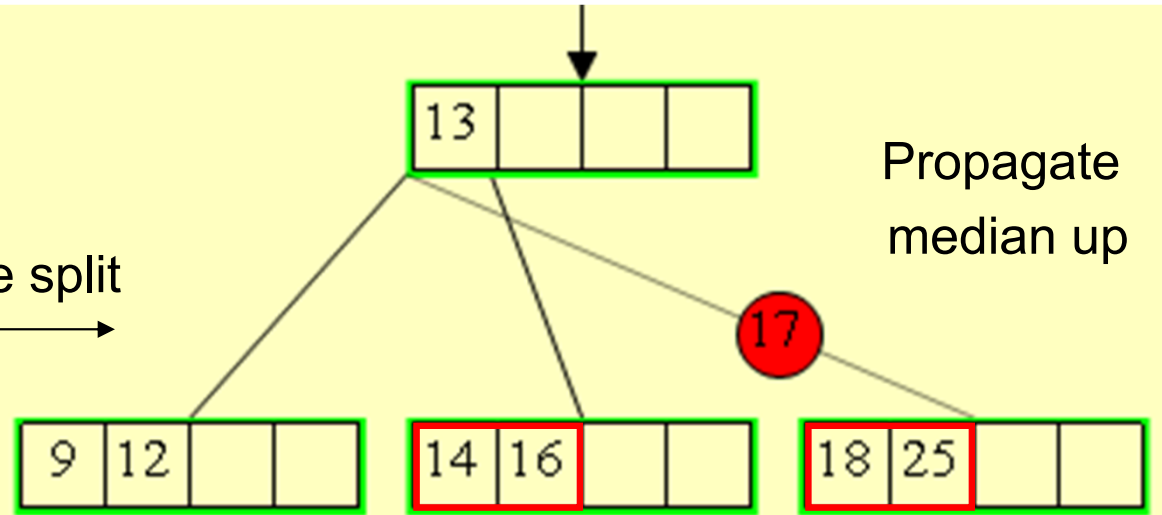
B-tree insert - 1. Multiphase strategy

Insert to a full node

Insert 25



Node split



1. Multiphase strategy
"solve the problem, when appears"

B-tree insert - 1. Multiphase strategy

Insert (x, T) - pseudocode

x ...key, T ...tree

Find the leaf for x

Top down phase

If not full, insert x and stop

while (current_node full)

(node overflow)

find median (in keys in the node after insertion of x)

split node into two

Bottom-up phase

promote median up as new x

current_node = parent of current_node or new root

Insert x and stop

B-tree insert - 2. Singlephase strategy

Principle: “avoid the future problems”

Top down phase only

- Split the full node with $2t-1$ keys when enter
- It creates space for future medians from the children
- No need to go bottom-up

- Splitting of
 - Root \Rightarrow tree grows by one
 - Inner node or leaf \Rightarrow parent gets median key

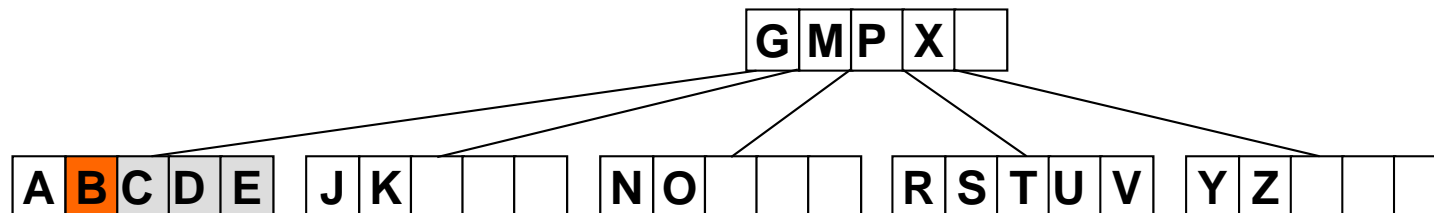
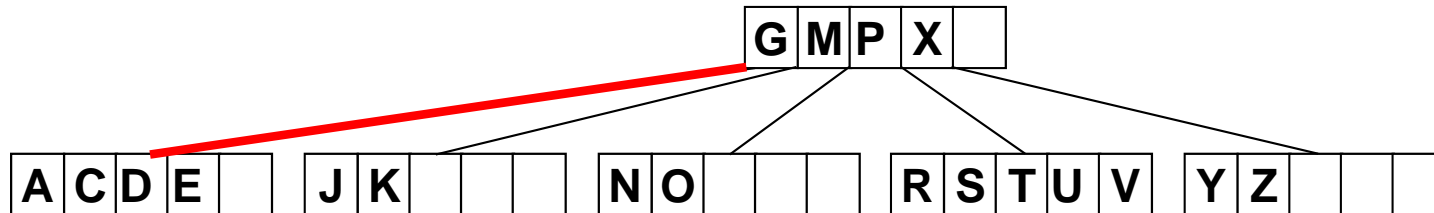
B-tree insert - 2. Singlephase strategy

Insert to a **non-full** node

$m = 2t = 6$ children

$m-1$ keys = odd max number

Insert B

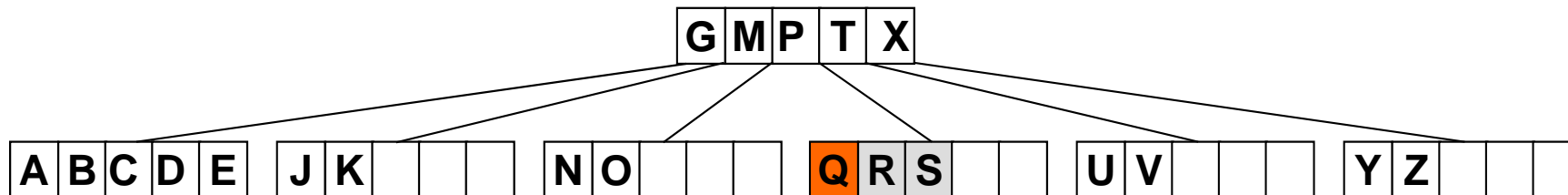
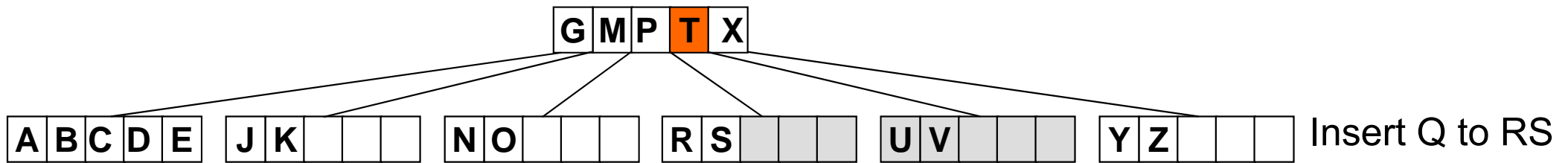
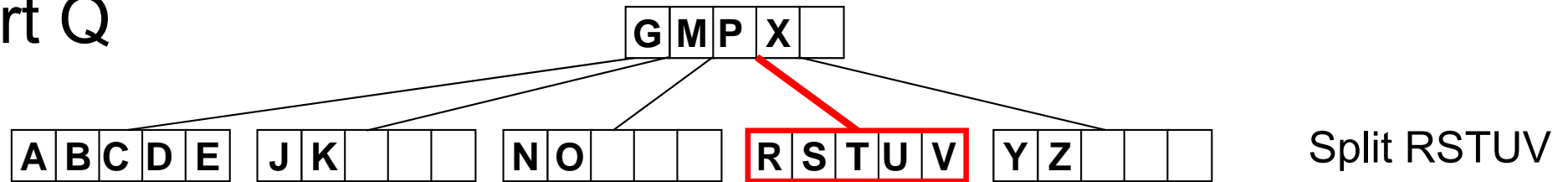


B-tree insert - 2. Singlephase strategy

1 new node

Splitting a passed **full node** and insert to a **not full** node

Insert Q

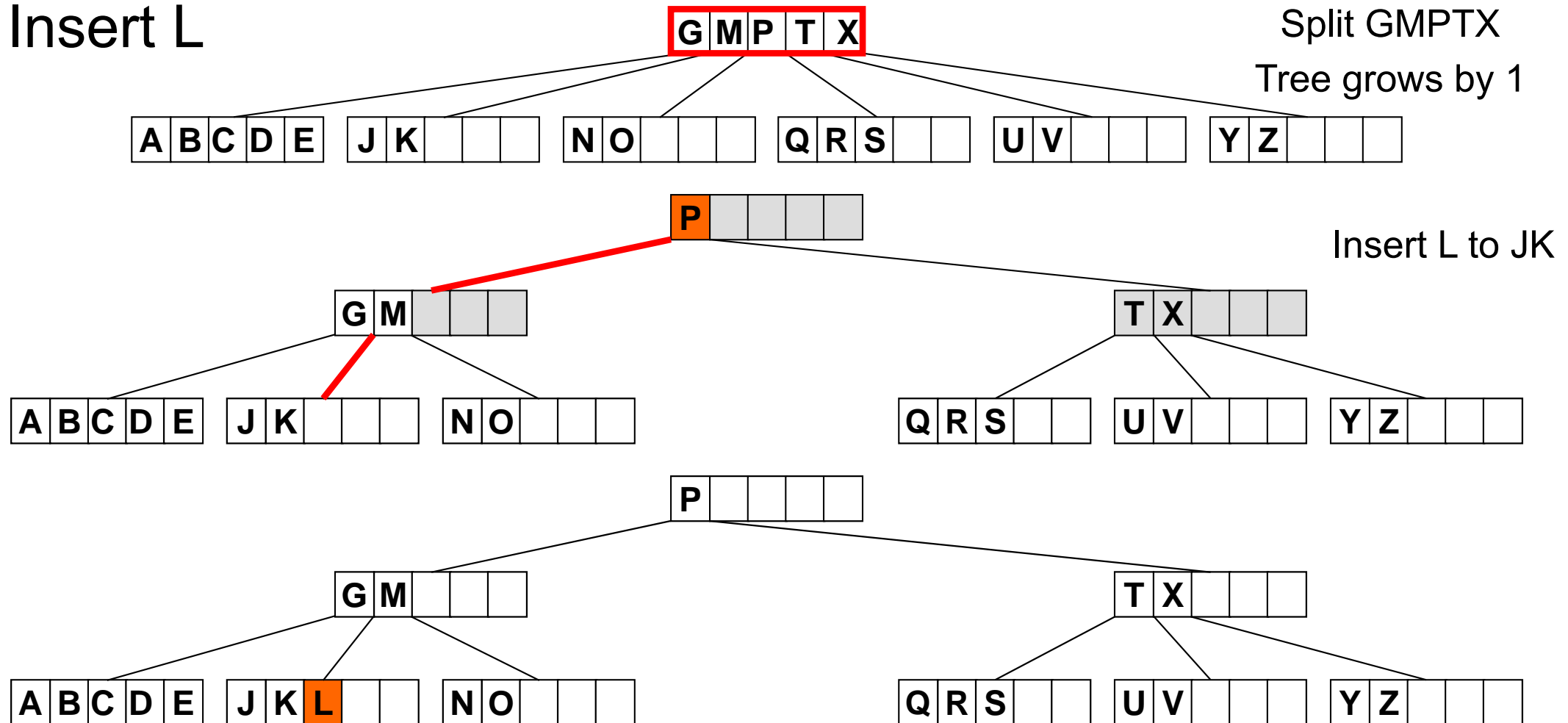


B-tree insert - 2. Singlephase strategy

2 new nodes

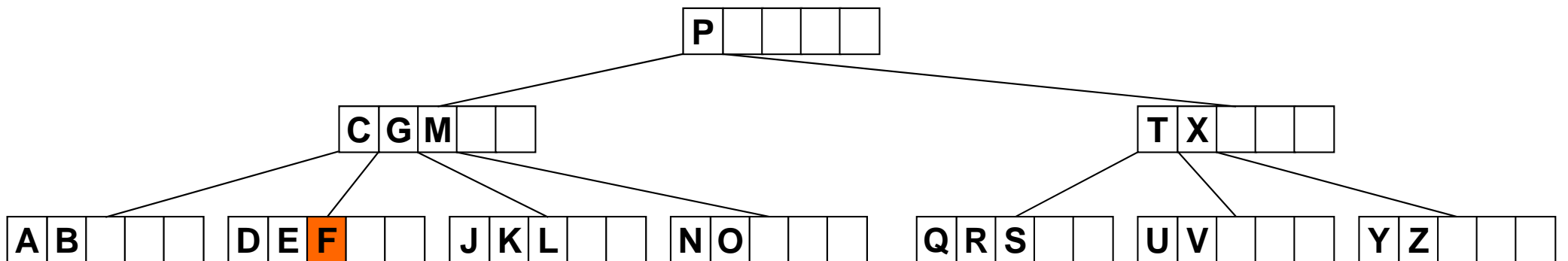
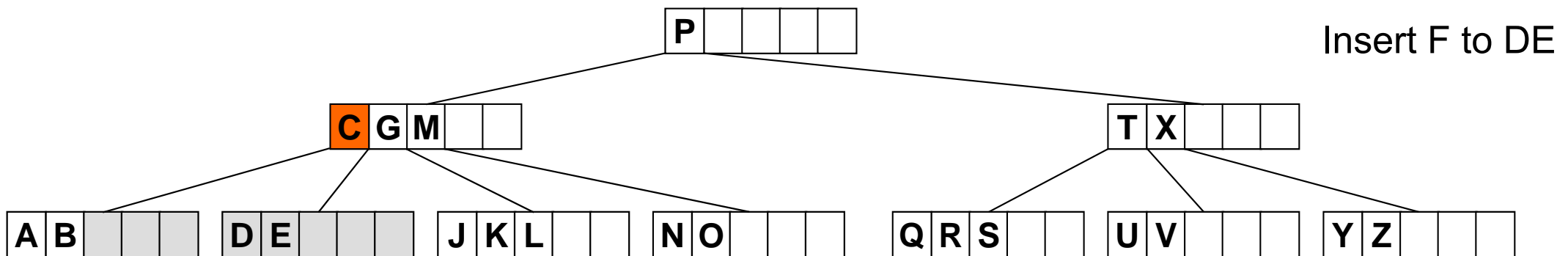
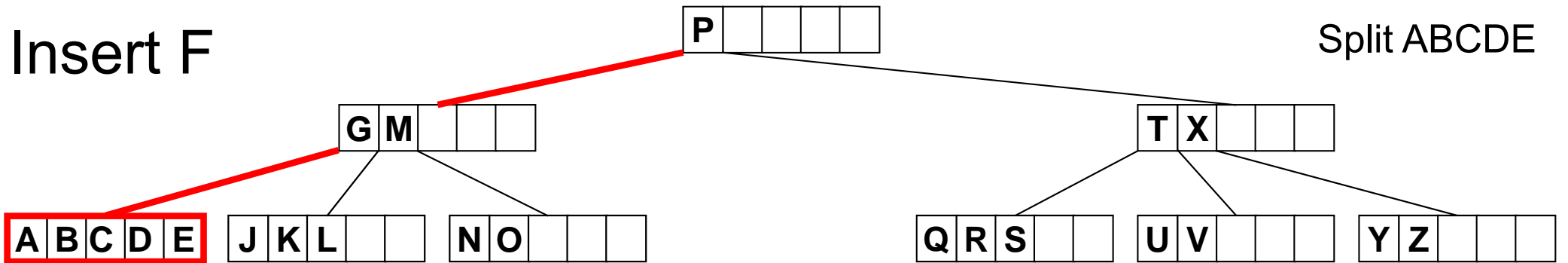
Splitting a passed **full root** and insert to a **not full** node

Insert L



B-tree insert - 2. Singlephase strategy

Insert F



B-tree insert - 2. Singlephase strategy

Insert (x, T) - pseudocode

Top down phase only

While searching the leaf x

x ...key, T ... tree

if (node full)

 find median (in keys in the full node only)

 split node into two

 insert median to parent (there is space)

Insert x and stop

B-tree delete

Delete (x, btree) - principles

- Search for value to delete
- Entry is in **leaf**
is simple to delete. Do it. Corrections of number of elements later...
- Entry is in **Inner node**
 - It serves as separator for two subtrees
 - swap it with predecessor(x) or successor(x)
 - and delete in leaf

Leaf in detail

if leaf had more than minimum number of entries

delete x from the leaf and STOP

else

redistribute the values to correct and delete x in leaf

(may move the problem up to the parent,

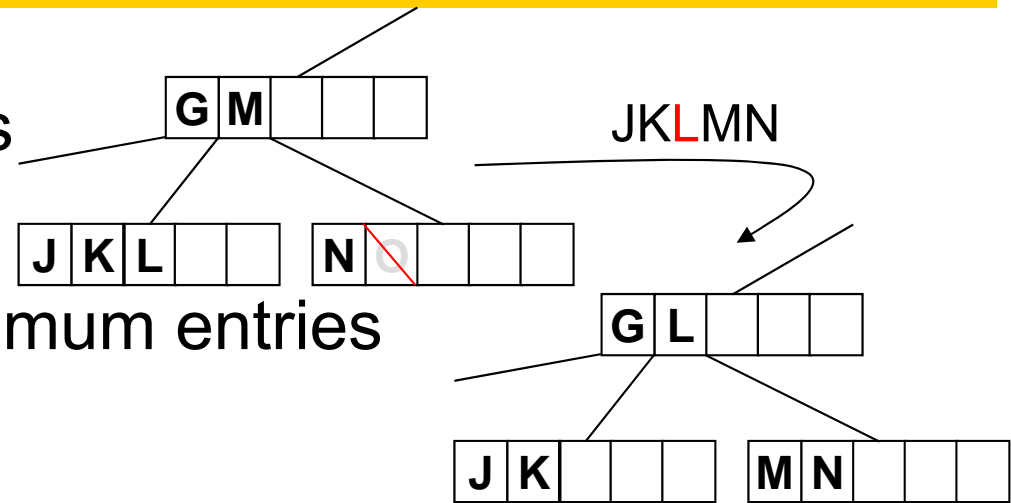
problem stops by root, as it has no minimum number of entries)

Multipass strategy only

B-tree delete

Node has less than minimum entries

- Look to siblings left and right
- If one of them has more than minimum entries

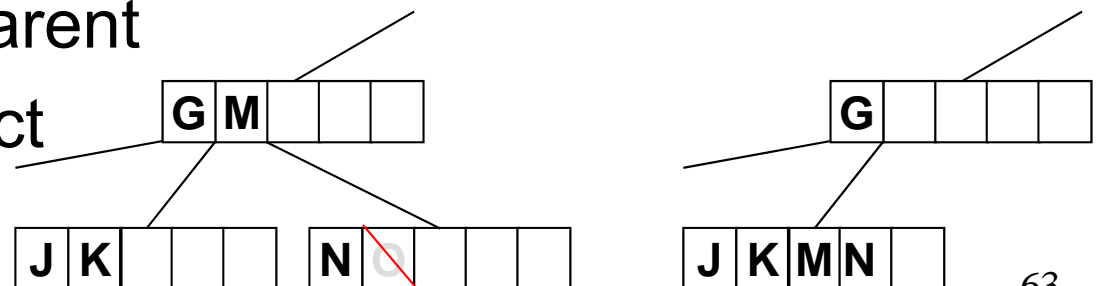


- Take some values from it
- Find new median in the sequence:
(sibling values – separator- node values)

- Make new median a separator (store in parent)

- Both siblings are on minimum

- Collapse node – separator – sibling to one node
- Remove separator from parent
- Go up to parent and correct



B-tree delete

Delete (x, btree) - pseudocode

Multipass strategy only

```
if(x to be removed is not in a leaf)
```

```
    swap it with successor(x)
```

```
currentNode = leaf
```

```
while(currentNode underflow)
```

```
    try to redistribute entries from an immediate  
        sibling into currentNode via its parent
```


```
    if(impossible) then merge currentNode with a  
        sibling and one entry from the parent
```

```
currentNode = parent of currentNode
```


Maximum height of B-tree

$$h \leq \log_{\lceil m/2 \rceil} ((n+1)/2)$$

half node used for k,
half of children



Gives the upper bound to number of disk accesses

See [Cormen] for details

References

[Cormen] Cormen, Leiserson, Rivest: Introduction to Algorithms, Chapter 14 and 19, McGraw Hill, 1990

Red Black Tree

[Whitney]: CS660 Combinatorial Algorithms, San Diego State University, 1996], RedBlack, B-trees

<http://www.eli.sdsu.edu/courses/fall96/cs660/notes/redBlack/redBlack.html#RTFToC5>

[Wiki] B-tree. *Wikipedia, The Free Encyclopedia.*

<http://en.wikipedia.org/wiki/B-tree>

[Jones] Jeremy Jones: B-Tree animation - [java applet](#)

<https://www.cs.tcd.ie/Jeremy.Jones/vivio/trees/B-tree.htm>

Splay tree

[Wiki] Splay tree. *Wikipedia*, http://en.wikipedia.org/wiki/Splay_tree.

Tree comparison

[Pfaff 2004] Ben Pfaff. Performance Analysis of BSTs in System Software, extended abstract : SIGMETRICS/Performance 2004.

<http://www.stanford.edu/~blp/papers/libavl.pdf>