

Parallel programming

Programming with OpenMP

Part 1





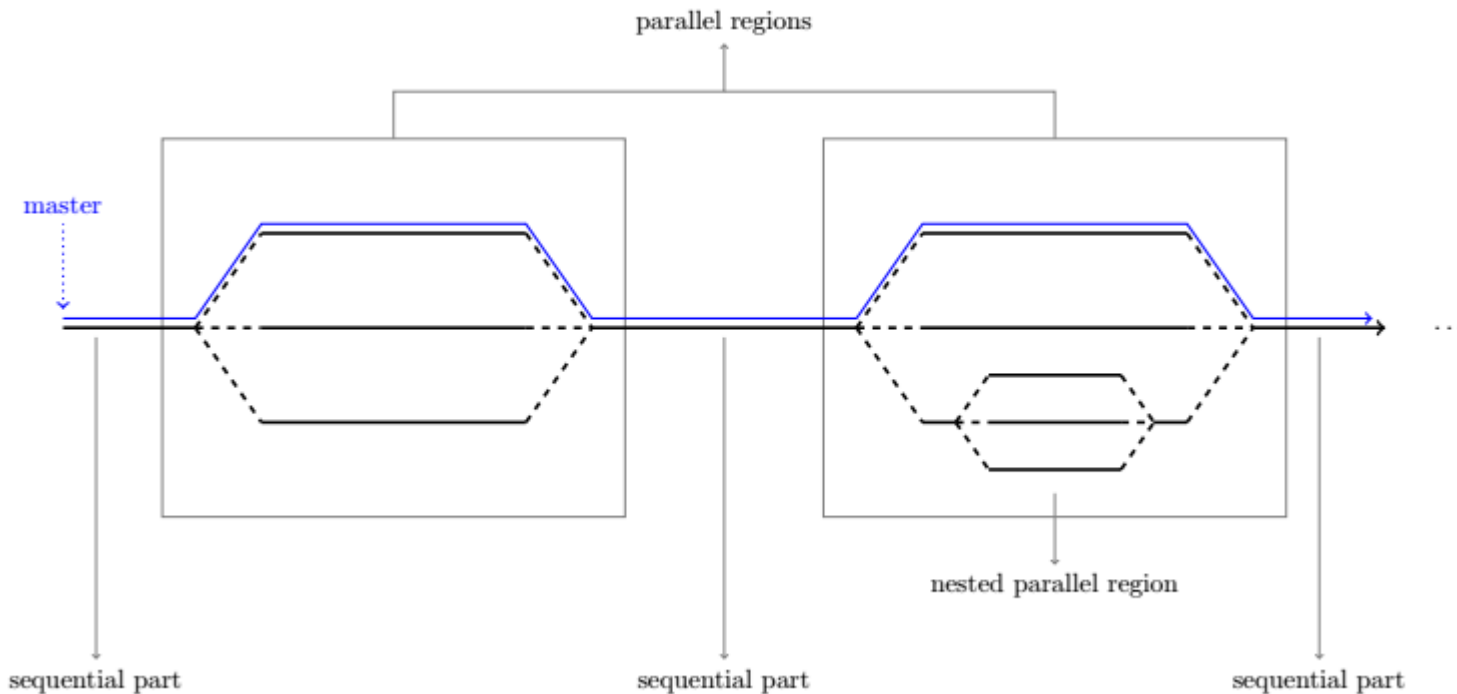
Introduction to OpenMP

- OpenMP (Open Multi-Processing) provides constructs for parallel programming in C++, C, and Fortran on Linux, MacOS, and Windows.
- A sequential code is transformed to a parallel one by adding compiler pragmas, so if a compiler does not support OpenMP, the pragmas are skipped and the output is a sequential program.
 - **OpenMP manual: 1.3 Execution model:** *The OpenMP API is intended to support programs that will execute correctly both as parallel programs (multiple threads of execution and a full OpenMP support library) and as sequential programs (directives ignored and a simple OpenMP stubs library). However, it is possible and permitted to develop a program that executes correctly as a parallel program but not as a sequential program, or that produces different results when executed as a parallel program compared to when it is executed as a sequential program. Furthermore, using different numbers of threads may result in different numeric results because of changes in the association of numeric operations.*
- OpenMP is widely used in software like Blender, fftw, OpenBLAS, and eigen to accelerate computations.
- It is easy to use!



Execution model

- OpenMP program starts as a single thread only (*master thread*).
- It is executed sequentially until it reaches a **parallel region** defined by OpenMP pragma.
- At the entry of parallel region, new *team of threads* is created. Each thread executes concurrently with the others in order to share the work to be done.
- An OpenMP program alters between sequential regions and parallel regions.





Using OpenMP

- Include header file

```
#include <omp.h>
```

- Cmake (multi-platform)

```
find_package(OpenMP)
if (OPENMP_FOUND)
    set(CMAKE_C_FLAGS "${CMAKE_C_FLAGS} ${OpenMP_C_FLAGS}")
    set(CMAKE_CXX_FLAGS "${CMAKE_CXX_FLAGS} ${OpenMP_CXX_FLAGS}")
    set(CMAKE_EXE_LINKER_FLAGS "${CMAKE_EXE_LINKER_FLAGS} ${OpenMP_EXE_LINKER_FLAGS}")
endif()
```

- gcc

```
g++ -fopenmp ...
```



Hello world! In OpenMP...

`lab_codes/src/HelloWorld.cpp`



Runtime Library Routines

- **omp_get_num_procs()**

Returns the number of processors that are available to the program

- **omp_get_num_threads()**

Returns the number of threads that are currently in the team executing the parallel region from which it is called

- **omp_get_thread_num()**

Returns the calling thread index within the current team

- ...



#pragma omp parallel

Creates team of threads and starts executing them in parallel

```
#pragma omp parallel  
{  
    cout << "This is thread " << omp_get_thread_num() << " speaking" << endl;  
}  
cout << "Parallel block finished" << endl;
```

Waits for threads to finish (barrier)

Output:

```
This is thread 0 speaking  
This is thread 3 speaking  
This is thread 2 speaking  
This is thread 1 speaking  
Parallel block finished
```



#pragma omp parallel

Creates team of 8 threads

```
#pragma omp parallel num_threads(8)
{
    cout << "This is thread " << omp_get_thread_num() << " speaking" << endl;
}
```

Output:

```
This is thread 0 speaking
This is thread 3 speaking
This is thread 6 speaking
This is thread 1 speaking
This is thread 2 speaking
This is thread 7 speaking
This is thread 4 speaking
This is thread 5 speaking
```




#pragma omp single

Block performed by single thread

```
#pragma omp parallel
{
    cout << "This is thread " << omp_get_thread_num() << " speaking" << endl;
    #pragma omp single
    {
        cout << "The single part was done by thread " << omp_get_thread_num() << endl;
    }
}
```

Output:

```
This is thread 3 speaking
The single part was done by thread 3
This is thread 1 speaking
This is thread 2 speaking
This is thread 0 speaking
```

#pragma omp sections

```
#pragma omp parallel
{
    #pragma omp sections ←
    {
        #pragma omp section
        {
            cout << "section 1, first: " << omp_get_thread_num() << endl;
            cout << "section 1, second: " << omp_get_thread_num() << endl;
        }

        #pragma omp section
        {
            cout << "section 2, first: " << omp_get_thread_num() << endl;
            cout << "section 2, second: " << omp_get_thread_num() << endl;
        }
    } ←
}
```

Each section is performed by only one thread

Waits for threads to finish (barrier).
Can be changed by
`#pragma omp sections nowait`

Output:

```
section 2, first: 0
section 2, second: 0
section 1, first: 1
section 1, second: 1
```

#pragma omp critical

```
int sum;
```

```
#pragma omp parallel
```

```
{
```

```
    #pragma omp critical
```

```
    {
```

```
        cout << "Thread " << omp_get_thread_num() << " in critical region" << endl;  
        sum += omp_get_thread_num();
```

```
    }
```

```
}
```

```
cout << sum << endl;
```

Critical region, performed by all threads
but not at once (mutual exclusion)

Output:

```
Thread 1 in critical region  
Thread 0 in critical region  
Thread 3 in critical region  
Thread 2 in critical region  
6
```



#pragma omp barrier

```
#pragma omp parallel
{
    cout << "Before barrier thread " << omp_get_thread_num() << endl;
    #pragma omp barrier
    cout << "After barrier thread " << omp_get_thread_num() << endl;
}
```

Threads in team wait on the barrier

Output:

```
Before barrier thread 0
Before barrier thread 3
Before barrier thread 1
Before barrier thread 2
After barrier thread 1
After barrier thread 2
After barrier thread 0
After barrier thread 3
```



Example

- Write function for computing vector normalization. Split the vector into two halves, each is processed by one section.
 - You may use skeleton `lab_codes/src/VectorNormalization.cpp`



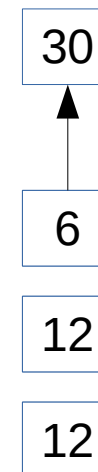
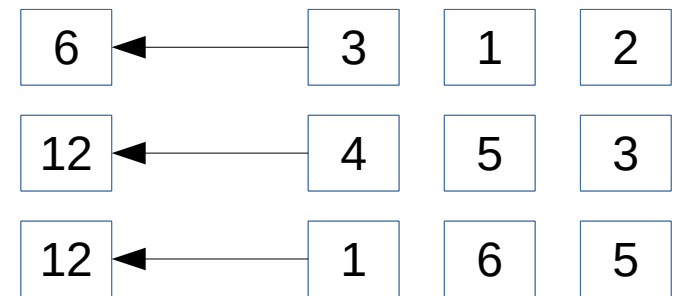
Sequential summing of matrix rows

```
vector<vector<double>> matrix;
```

```
vector<double> rowSums(matrix.size(), 0);  
for (int i = 0; i < matrix.size(); i++) {  
    for (int j = 0; j < matrix[i].size(); j++) {  
        rowSums[i] += matrix[i][j];  
    }  
}
```

```
double sum = 0.0;  
for (int i = 0; i < matrix.size(); i++) {  
    sum += rowSums[i];  
}
```

3	1	2
4	5	3
1	6	5





Parallel summing of matrix rows

Each iteration of for loop performed by a thread (in parallel) from the team

```
#pragma omp parallel
{
    #pragma omp for
    for (int i = 0; i < matrix.size(); i++) {
        for (int j = 0; j < matrix[i].size(); j++) {
            rowSums[i] += matrix[i][j];
        }
    }
}
```

A shorter code...

```
#pragma omp parallel for
for (int i = 0; i < matrix.size(); i++) {
    for (int j = 0; j < matrix[i].size(); j++) {
        rowSums[i] += matrix[i][j];
    }
}
```

Question: what happens if you write the pragma on the inner loop?



If clause

```
#pragma omp parallel for if(matrix.size() >= 10)
for (int i = 0; i < matrix.size(); i++) {
    for (int j = 0; j < matrix[i].size(); j++) {
        rowSums[i] += matrix[i][j];
    }
}
```

Threads are only created for large matrices. Small matrices are summed sequentially since it does not pay off to create threads.



Reductions

- Parallel aggregation of an expression, e.g., a sum

```
sum = rowSums[0] + rowSums[1] + rowSums[2] + ... + rowSums[matrix.size() - 1];
```

Operators:

+, *, -,
&, |, ^, &&, ||,
max, min

List of variables:

var₁, var₂, ..., var_n

Useful for doing multiple
reductions at once

```
double sum = 0.0;  
#pragma omp parallel for reduction(+:sum)  
for (int i = 0; i < matrix.size(); i++) {  
    sum += rowSums[i];  
}
```



Collapse

Collapse for loops into one for distribution of the work among threads

```
int numRows = matrix.size();
int numCols = matrix[0].size();

double sum = 0.0;
#pragma omp parallel for collapse(2) reduction(+:sum)
for (int i = 0; i < numRows; i++) {
    for (int j = 0; j < numCols; j++) {
        sum += matrix[i][j];
    }
}
```

Data sharing

```
int a = 10;
int b = 100;
#pragma omp parallel for
for (int i = 0; i < 10; i++) {
    int c = a * b + i;
}
```

Shared among threads

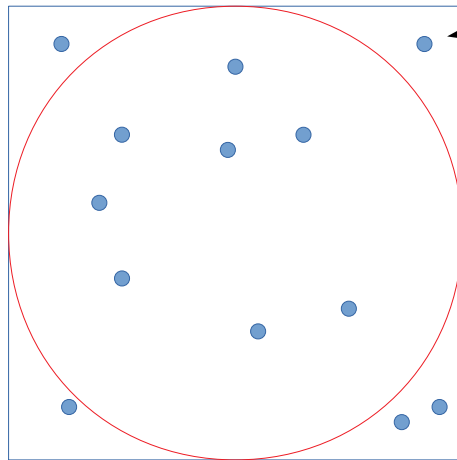
Thread private

- The sharing can be stated explicitly as a clause
 - `#pragma omp parallel for private(a, b)`
 - Variables a and b are private to each thread (without global initialization)
 - `#pragma omp parallel for firstprivate(a, b)`
 - Variables a and b are private to each thread (with global initialization)
 - `#pragma omp parallel for shared(a, b)`
 - Variables a and b are shared among threads
- The default policy can be set to
 - `#pragma omp parallel for default(shared)`
 - By default, all the variables outside of the parallel section are shared
 - `#pragma omp parallel for default(none)`
 - The programmer must explicitly state the sharing policy of the variables



Examples

- Vector normalization using parallel for (reduction, critical section ...)
- Computation of pi using Monte Carlo



Samples from uniform distribution

$$\frac{4 \cdot \text{numSamplesInCircle}}{\text{totalNumSamples}} = \pi$$