

Statistical Machine Learning (BE4M33SSU)

Lecture 2: Empirical Risk

Czech Technical University in Prague
V. Franc

Prediction problem: the definition

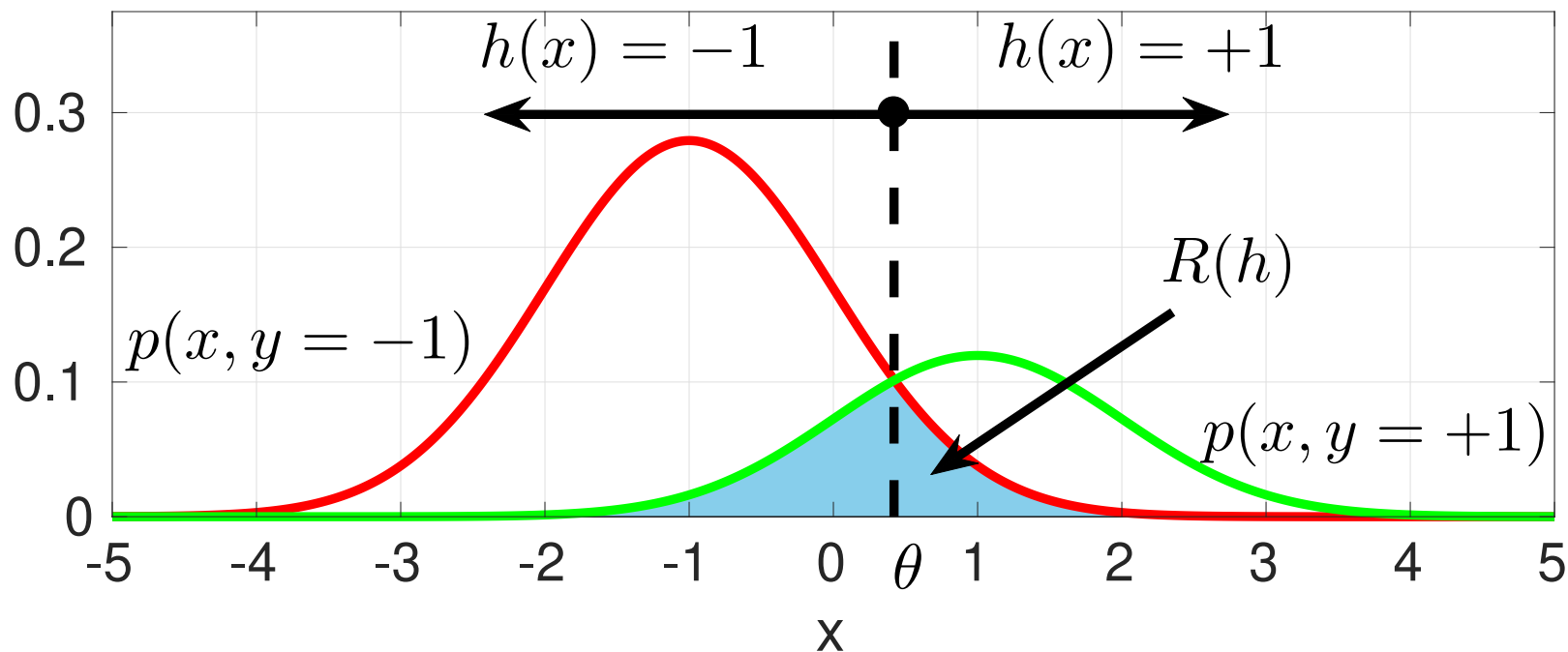
- ◆ \mathcal{X} a set of input **observations/features**
- ◆ \mathcal{Y} a finite set of **hidden states**
- ◆ $h: \mathcal{X} \rightarrow \mathcal{Y}$ a **prediction strategy**
- ◆ $(x, y) \in \mathcal{X} \times \mathcal{Y}$ samples **randomly drawn** from r.v. with p.d.f. $p(x, y)$
- ◆ $\ell: \mathcal{Y} \times \mathcal{Y} \rightarrow \mathbb{R}$ a **loss function**
- ◆ **Task** is to find a strategy with the minimal **expected risk**

$$R(h) = \int \sum_{y \in \mathcal{Y}} \ell(y, h(x)) p(x, y) dx = \mathbb{E}_{(x, y) \sim p}(\ell(y, h(x)))$$

Example of a prediction problem

◆ The statistical model:

- $\mathcal{X} = \mathbb{R}, \quad \mathcal{Y} = \{+1, -1\}, \quad \ell(y, y') = \begin{cases} 0 & \text{if } y = y' \\ 1 & \text{if } y \neq y' \end{cases}$
- $p(x, y) = p(y) \frac{1}{\sqrt{2\pi}\sigma} e^{-\frac{1}{2\sigma^2}(x-\mu_y)^2}, \quad y \in \mathcal{Y}.$



Solving the prediction problem from examples

- ◆ **Assumption:** we have an access to examples

$$\{(x^1, y^1), (x^2, y^2), \dots\}$$

drawn from i.i.d. r.v. distributed according to unknown $p(x, y)$.

- ◆ 1) **Testing:** estimate $R(h)$ of a give $h: \mathcal{X} \rightarrow \mathcal{Y}$ using **test set**

$$\mathcal{S}^l = \{(x^i, y^i) \in (\mathcal{X} \times \mathcal{Y}) \mid i = 1, \dots, l\}$$

drawn i.i.d. from $p(x, y)$.

- ◆ 2) **Learning:** find $h: \mathcal{X} \rightarrow \mathcal{Y}$ with small $R(h)$ using **training set**

$$\mathcal{T}^m = \{(x^i, y^i) \in (\mathcal{X} \times \mathcal{Y}) \mid i = 1, \dots, m\}$$

drawn i.i.d. from $p(x, y)$.

Testing: estimation of the expected risk

- ◆ Given a predictor $h: \mathcal{X} \rightarrow \mathcal{Y}$ and a test set \mathcal{S}^l draw i.i.d. from distribution $p(x, y)$, compute the **empirical risk**

$$R_{\mathcal{S}^l}(h) = \frac{1}{l} (\ell(y^1, h(x^1)) + \dots + \ell(y^l, h(x^l))) = \frac{1}{l} \sum_{i=1}^l \ell(y^i, h(x^i))$$

and use it as an estimate of $R(h) = \mathbb{E}_{(x,y) \sim p}(\ell(y, h(x)))$.

- ◆ The empirical risk $R_{\mathcal{S}^l}(h)$ is a random variable.
- ◆ We will show how to compute an interval such that

$$R(h) \in (R_{\mathcal{S}^l(h)} - \varepsilon, R_{\mathcal{S}^l(h)} + \varepsilon) \quad \text{with probability (confidence) } \gamma \in (0, 1)$$

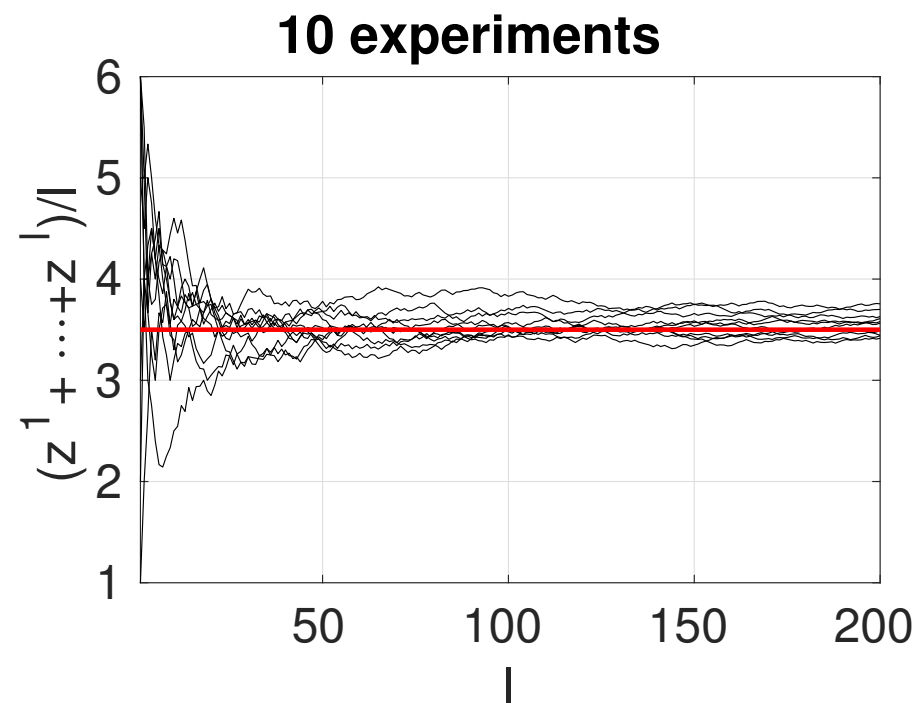
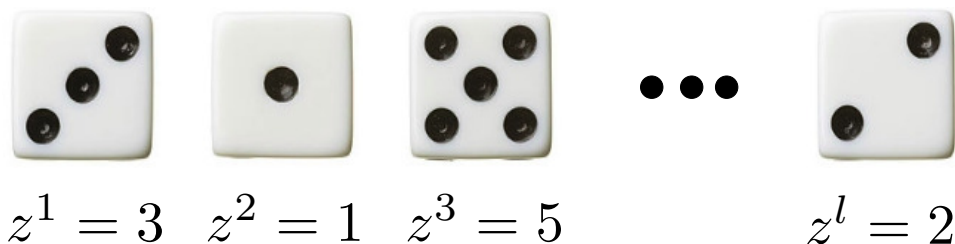
- ◆ We will show relation between ε , l and γ .

Law of large numbers

- ◆ Sample mean (arithmetic average) of the results of random trials gets closer to the expected value as more trials are performed.
- ◆ Example: The expected value of a single roll of a fair die is

$$\mu = \mathbb{E}_{z \sim p}(z) = \sum_{z=1}^6 z p(z) = \frac{1 + 2 + 3 + 4 + 5 + 6}{6} = 3.5$$

$$\hat{\mu} = \frac{1}{l} \sum_{i=1}^l z^i$$

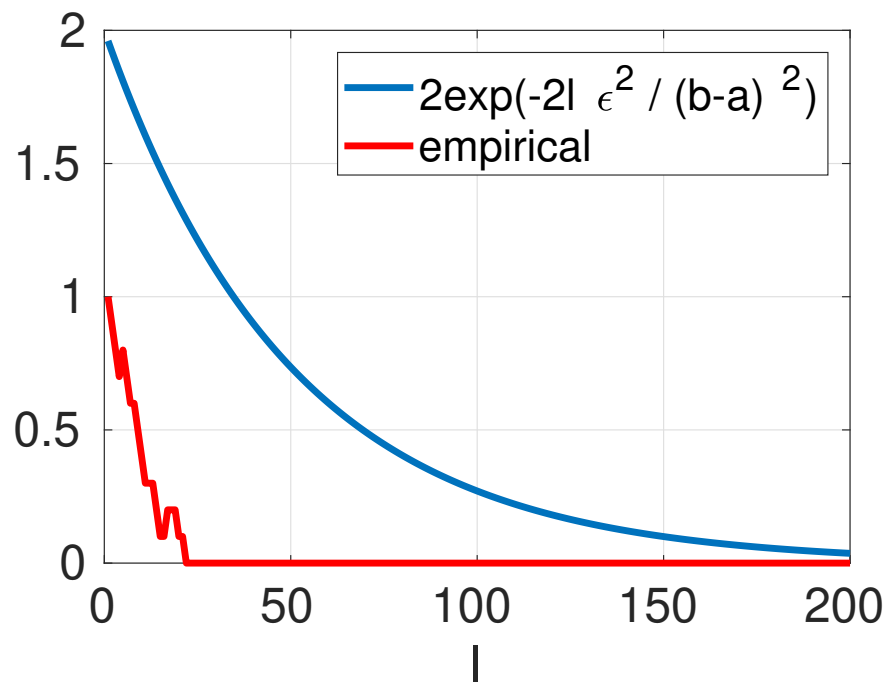
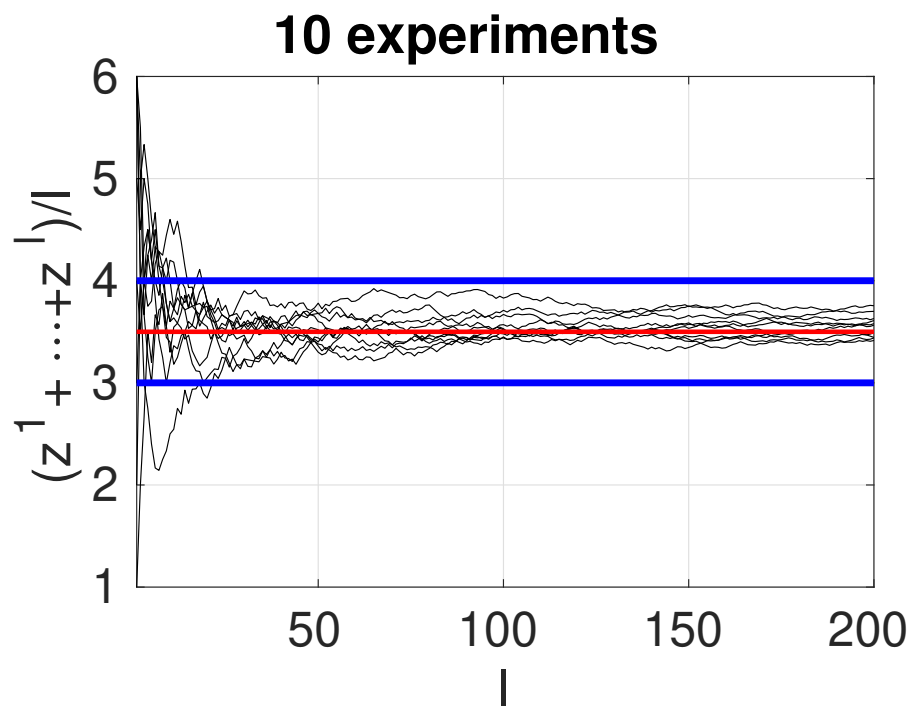


Hoeffding inequality

Theorem 1. Let $\{z^1, \dots, z^l\} \in [a, b]^l$ be a sample from i.i.d. r.v. with expected value μ . Let $\hat{\mu} = \frac{1}{l} \sum_{i=1}^l z^i$. Then for any $\varepsilon > 0$ it holds that

$$\mathbb{P}\left(|\hat{\mu} - \mu| \geq \varepsilon\right) \leq 2e^{-\frac{2l\varepsilon^2}{(b-a)^2}}$$

- ◆ Example (rolling a die): $\mu = 3.5$, $z_i \in [1, 6]$, $\varepsilon = 0.5$.



Confidence intervals

$$(l, \gamma) \rightarrow \varepsilon$$

- ◆ Let $\hat{\mu} = \frac{1}{l} \sum_{i=1}^l z^i$ be the sample average computed from $\{z^1, \dots, z^l\} \in [a, b]^l$ sampled from r.v. with expected value μ .
- ◆ Find ε such that $\mu \in (\hat{\mu} - \varepsilon, \hat{\mu} + \varepsilon)$ with probability at least γ .

Using the Hoeffding inequality we can write

$$\mathbb{P}\left(|\hat{\mu} - \mu| < \varepsilon\right) = 1 - \mathbb{P}\left(|\hat{\mu} - \mu| \geq \varepsilon\right) \geq 1 - 2e^{-\frac{2l\varepsilon^2}{(b-a)^2}} = \gamma$$

and solving the last equation for ε yields

$$\varepsilon = |b - a| \sqrt{\frac{\log(2) - \log(1 - \gamma)}{2l}}$$

Confidence intervals

$$(\varepsilon, \gamma) \rightarrow l$$

- ◆ Let $\hat{\mu} = \frac{1}{l} \sum_{i=1}^l z^i$ be the sample average computed from $\{z^1, \dots, z^l\} \in [a, b]^l$ sampled from r.v. with expected value μ .
- ◆ Given a fixed $\varepsilon > 0$ and $\gamma \in (0, 1)$, what is the minimal number of examples l such that $\mu \in (\hat{\mu} - \varepsilon, \hat{\mu} + \varepsilon)$ with probability γ at least ?

Starting from

$$\mathbb{P}\left(|\hat{\mu} - \mu| < \varepsilon\right) = 1 - \mathbb{P}\left(|\hat{\mu} - \mu| \geq \varepsilon\right) \geq 1 - 2e^{-\frac{2l\varepsilon^2}{(b-a)^2}} = \gamma$$

and solving for l yields

$$l = \frac{\log(2) - \log(1 - \gamma)}{2\varepsilon^2} (b - a)^2$$

Testing: estimation of the expected risk

- ◆ Given $h: \mathcal{X} \rightarrow \mathcal{Y}$ estimate the expected risk $R(h) = \mathbb{E}_{(x,y) \sim p}(\ell(y, h(x)))$ by the empirical risk $R_{\mathcal{S}^l}(h) = \frac{1}{l} \sum_{i=1}^l \ell(y^i, h(x^i))$ using the test set \mathcal{S}^l .
- ◆ The incurred losses $z^i = \ell(y^i, h(x^i)) \in [\ell_{\min}, \ell_{\max}]$, $i \in \{1, \dots, l\}$, are realizations of i.i.d. r.v. with the expected value $\mu = R(h)$.
- ◆ According to the Hoeffding inequality, for any $\varepsilon > 0$ the probability of seeing a “bad test set” can be bound by

$$\mathbb{P}\left(\left|R_{\mathcal{S}^l}(h) - R(h)\right| \geq \varepsilon\right) \leq 2e^{-\frac{2l\varepsilon^2}{(\ell_{\min} - \ell_{\max})^2}}$$

Testing: recipe for constructing confidence intervals

- ◆ Given $h: \mathcal{X} \rightarrow \mathcal{Y}$ estimate the expected risk $R(h) = \mathbb{E}_{(x,y) \sim p}(\ell(y, h(x)))$ by the empirical risk $R_{\mathcal{S}^l}(h) = \frac{1}{l} \sum_{i=1}^l \ell(y^i, h(x^i))$ using the test set $\mathcal{S}^l = \{(x^1, y^1), \dots, (x^l, y^l)\}$.

- ◆ **Confidence interval:**

$$R(h) \in (R_{\mathcal{S}^l}(h) - \varepsilon, R_{\mathcal{S}^l}(h) + \varepsilon) \quad \text{with probability } \gamma \in (0, 1)$$

- ◆ **Interval width:** For fixed l and $\gamma \in (0, 1)$ compute

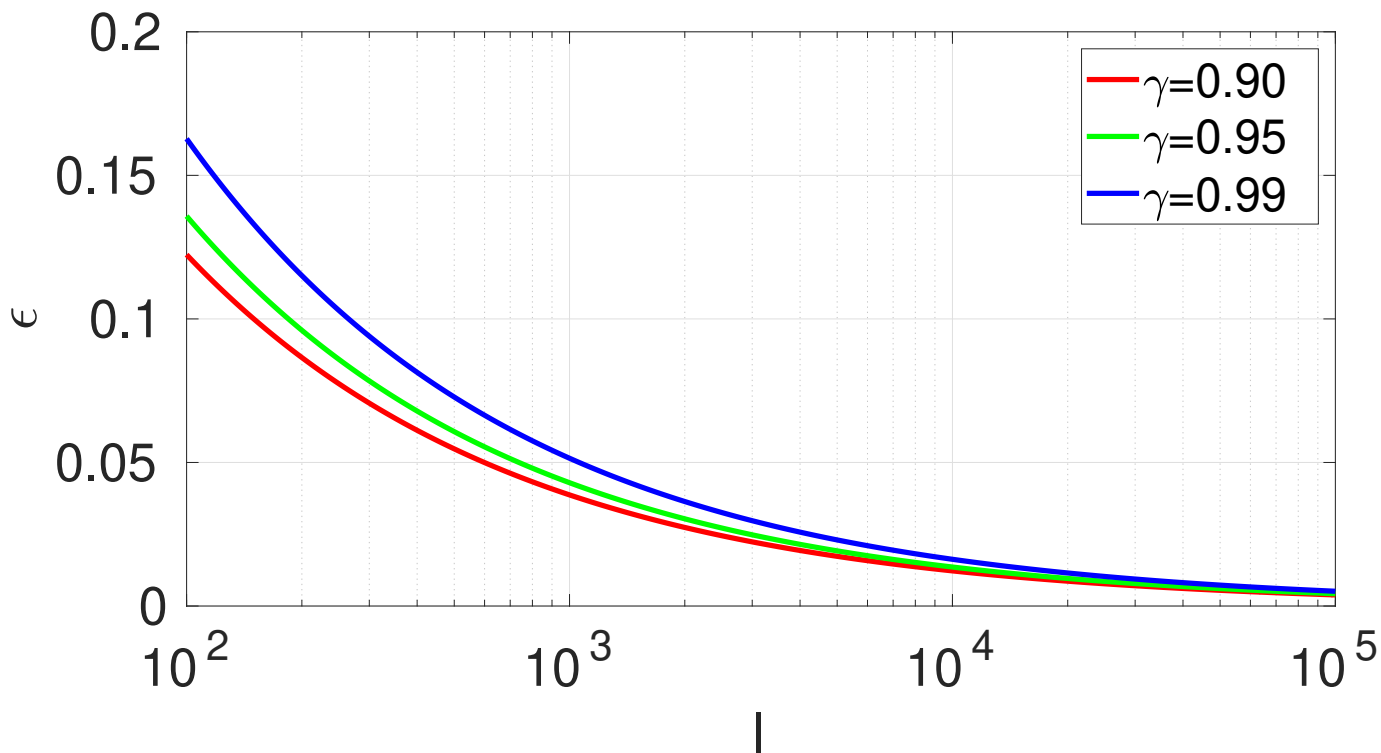
$$\varepsilon = (\ell_{\max} - \ell_{\min}) \sqrt{\frac{\log(2) - \log(1 - \gamma)}{2l}}.$$

- ◆ **Number of examples:** For fixed ε and $\gamma \in (0, 1)$ compute

$$l = \frac{\log(2) - \log(1 - \gamma)}{2\varepsilon^2} (\ell_{\max} - \ell_{\min})^2$$

Example: confidence intervals

- ◆ The width of $R(h) \in (R_{Sl}(h) - \varepsilon, R_{Sl}(h) + \varepsilon)$ is for $\ell(y, y') = [y \neq y']$ given by $\varepsilon = \sqrt{\frac{\log(2) - \log(1-\gamma)}{2l}}$



for $\gamma = 0.95$

l	100	1,000	10,000	18,445
ε	0.135	0.043	0.014	0.01