

Particle Filtering aka CONDENSATION, Sequential Monte Carlo (SMC), . . .

Tomáš Svoboda, svoboda@cmp.felk.cvut.cz

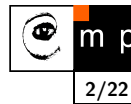
Czech Technical University in Prague, Center for Machine Perception

<http://cmp.felk.cvut.cz>

Last update: April 12, 2010

- ◆ density propagation
- ◆ importance sampling
- ◆ efficient 3D head tracking by particle filter
- ◆ 2D tracking

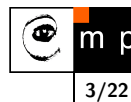
What is tracking?



- ◆ At a certain time we need decide about one state (position) of the target object.
- ◆ Inner state representation can be arbitrary.
- ◆ Let represent the state of the object by probability density.
- ◆ Representing of the probability density by **particles** is one of the effective choices.

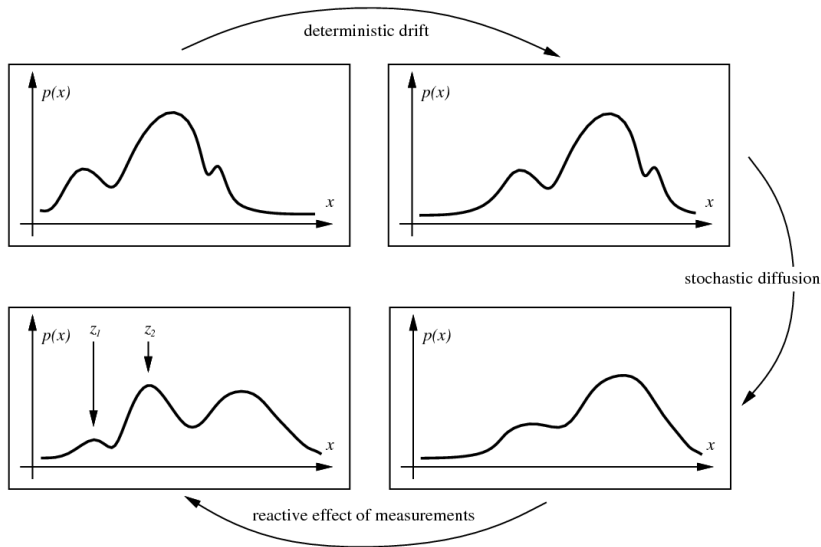
Particle filter: Particles a the input, measurements, update, . . . , particles at the output.

Particle filter in computer vision



- ◆ technique known outside computer vision for long
- ◆ popularized under the acronym CONDENSATION in 1996 [4]
- ◆ CONDENSATION stands for CONditiOnal DENsity propagATIOn
- ◆ simple, easy to implement, robust . . .
- ◆ frequently used in many algorithms
- ◆ comprehensive overview [2]

Density propagation



1

¹Figure from [1]

Particle filtering

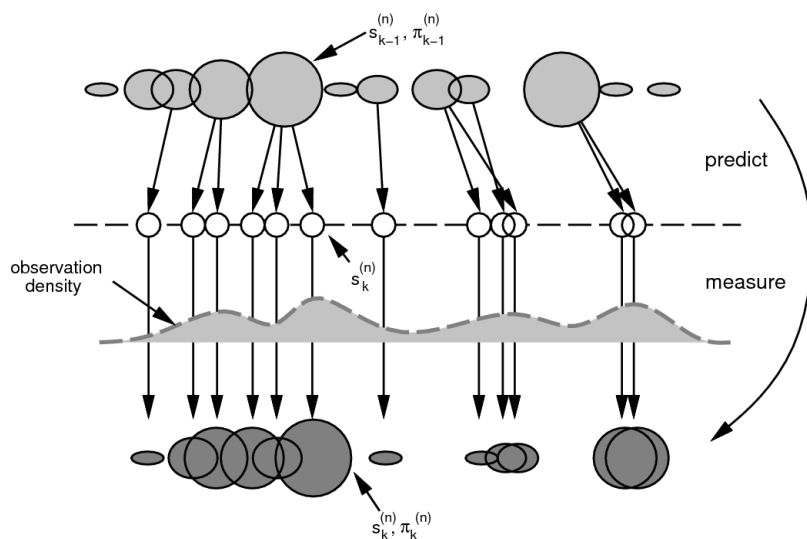
Input: $S_{t-1} = \{(s_{(t-1)i}, \pi_{(t-1)i})\}, \quad i = 1, 2, \dots, N.$

Output: S_t and object state (position) if required

Workflow for time t

1. Resample data S_{t-1} by using **importance sampling**.
2. Predict $\tilde{s}_{(t)i}$, think about position and velocity model.
3. Uncertainty in the state change \rightarrow noisify the predicted states.
4. Measure how well the predicted states fit the observation, and update weights π_t .
5. If needed compute the mean state (where is the target, actually?).
6. Update the prediction model if used.

One condensation step



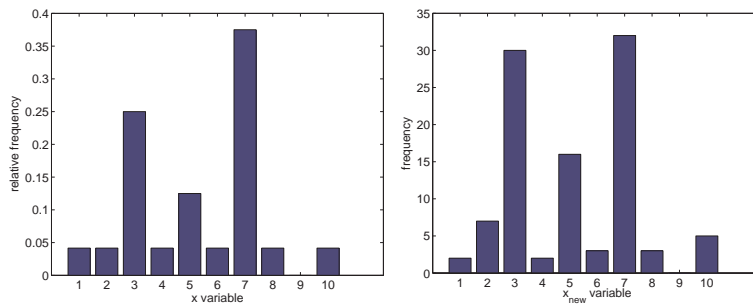
2

²Figure from [1]

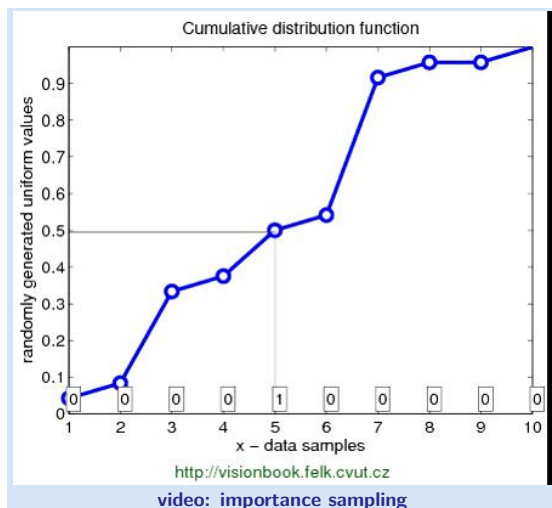
Importance sampling

Input: set of samples with associated probabilities

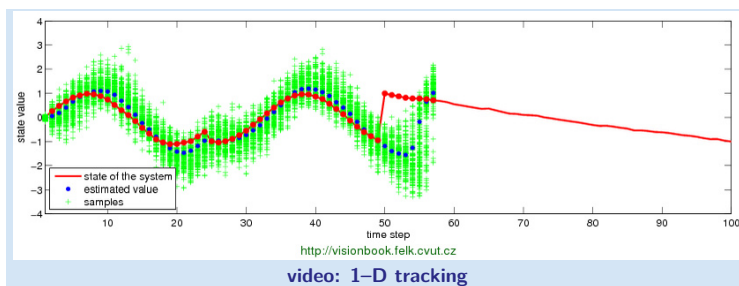
Output: new set of samples where the frequency depends proportionally on their probabilities



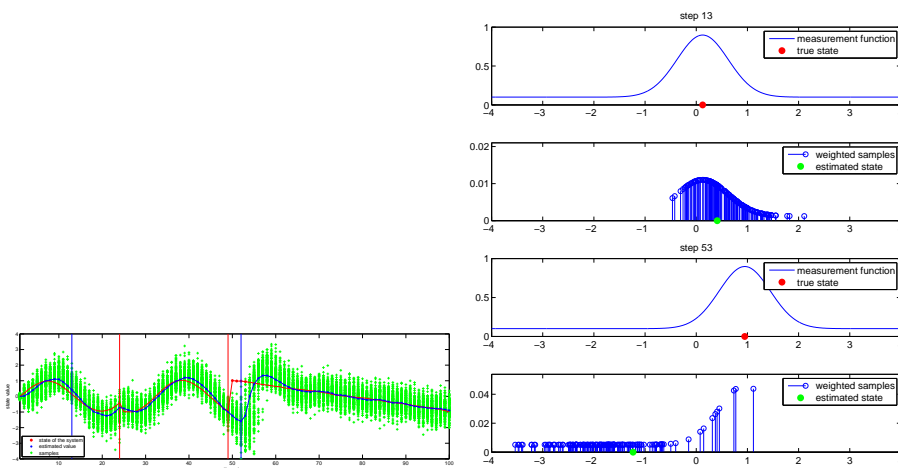
Importance sampling



Example: 1-D tracking



Example: 1-D tracking, closer look



Application: 3D head tracking in multicamera system



3D head tracking in multicamera system—essentials

Assume calibrated system, P^j , and motion segmented projections



- ◆ Head modeled as ellipsoid
- ◆ State comprises position, orientation, velocity vector . . .
- ◆ Ellipsoid project as ellipses into cameras
- ◆ We measure how far are the ellipses from contours

We will go step by step . . .

Ellipsoid and its 2D projection

Quadric surface Q

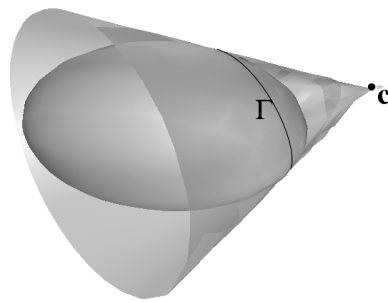
$$\mathbf{X}^T \mathbf{Q} \mathbf{X} = 0$$

project to a (line) conic

$$\mathbf{C}^* = \mathbf{P} \mathbf{Q} \mathbf{P}^T$$

point conic \mathbf{C} which is dual to \mathbf{C}^*

$$\mathbf{u}^T \mathbf{C} \mathbf{u} = 0$$

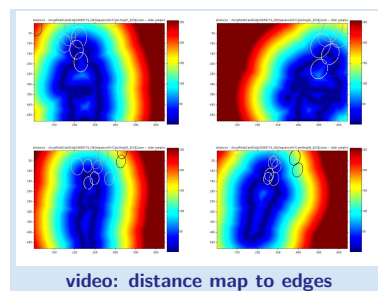



3

³Image from [3]

Measurement in (multiple) images


Remember, we can efficiently project outline of the ellipsoid to images.



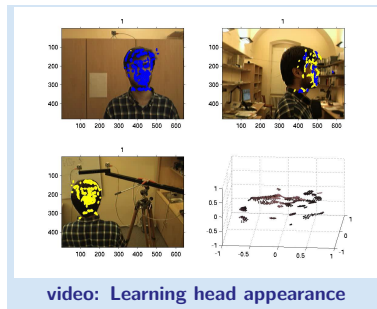
Chamfer distance

- distance map computed just once per image
- measuring samples is just reading out values from a table

Head 3D tracking — results



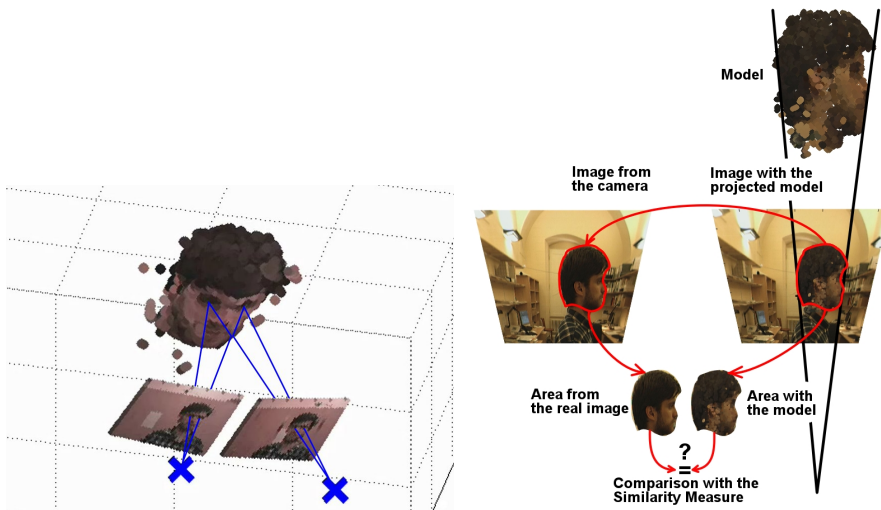
Problem: 3D position only, no orientation . . .



- Combines stereo and gradient based localization.
- Explanation of the principle [PDF; www⁴]. More in [6].

⁴<http://cmp.felk.cvut.cz/projects/multicam/Demos/3Dtracking.html>

3D tracking — including appearance



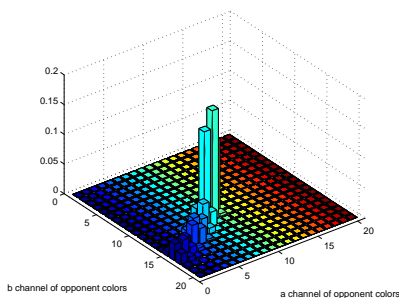
See [5] for details.

3D tracking — similarity measure

Oponent colors

$$a = \frac{1}{2}(R - G), \quad b = \frac{1}{4}(2B - R - G), \quad a, b \in \langle -128, 127 \rangle.$$

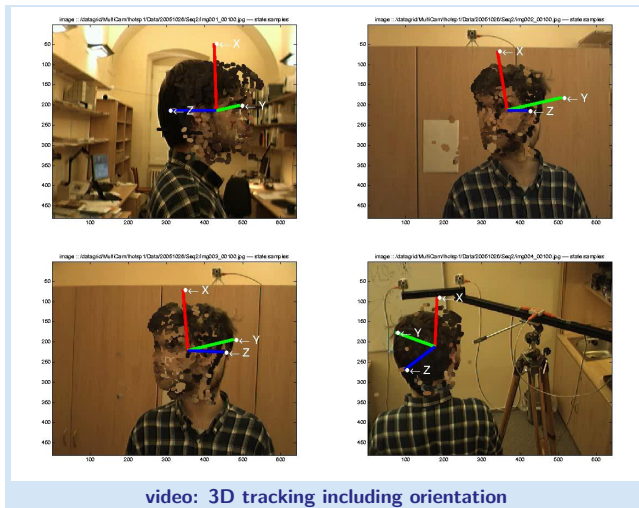
Histogram of oponent colors



Bhattacharya distance


$$\text{bhattacharya}(\mathbf{I}, \mathbf{M}) = \sum_{k,l} \sqrt{I_{k,l} \cdot M_{k,l}}.$$

3D tracking — Results



No post-processing, no smoothing applied.

2D tracking — object modeled by color histogram



References

- [1] Andrew Blake and Michael Isard. *Active Contours : The Application of Techniques form Graphics, Vision, Control Theory and Statistics to Visual Tracking of Shapes in Motion*. Springer, London, Great Britain, 1998. On-line available at <http://www.robots.ox.ac.uk/~contours/>.
- [2] Arnaud Doucet, Nando De Freitas, and Neil Gordon. *Sequential Monte Carlo Methods in Practice*. Springer, 2001.
- [3] R. Hartley and A. Zisserman. *Multiple View Geometry in Computer Vision*. Cambridge University Press, Cambridge, UK, 2000. On-line resources at: <http://www.robots.ox.ac.uk/~vgg/hzbook/hzbook1.html>.
- [4] Michael Isard and Blake Andrew. Contour tracking by stochastic propagation of conditional density. In *Proceedings of European Conference on Computer Vision*, pages 343–356, 1996. Demos, code, and more detailed info available at <http://www.robots.ox.ac.uk/~misard/condensation.html>.
- [5] Petr Lhotský. Detection and tracking objects using sequential monte carlo method. MSc Thesis K333–24/07, CTU–CMP–2007–01, Department of Cybernetics, Faculty of Electrical Engineering Czech Technical University, Prague, Czech Republic, January 2007.
- [6] Karel Zimmermann, Tomáš Svoboda, and Jiří Matas. Multiview 3D tracking with an incrementally constructed 3D model. In *Third International Symposium on 3D Data Processing, Visualization and Transmission*, Chapel Hill, USA, June 2006. University of North Carolina.

End

