

# Práce s knihovnami

Karel Richta a kol.

katedra počítačů FEL ČVUT v Praze

© Karel Richta , Martin Hořeňovský, Aleš Hrabalík, 2018

Programování v C++, B6B36PJC

2018

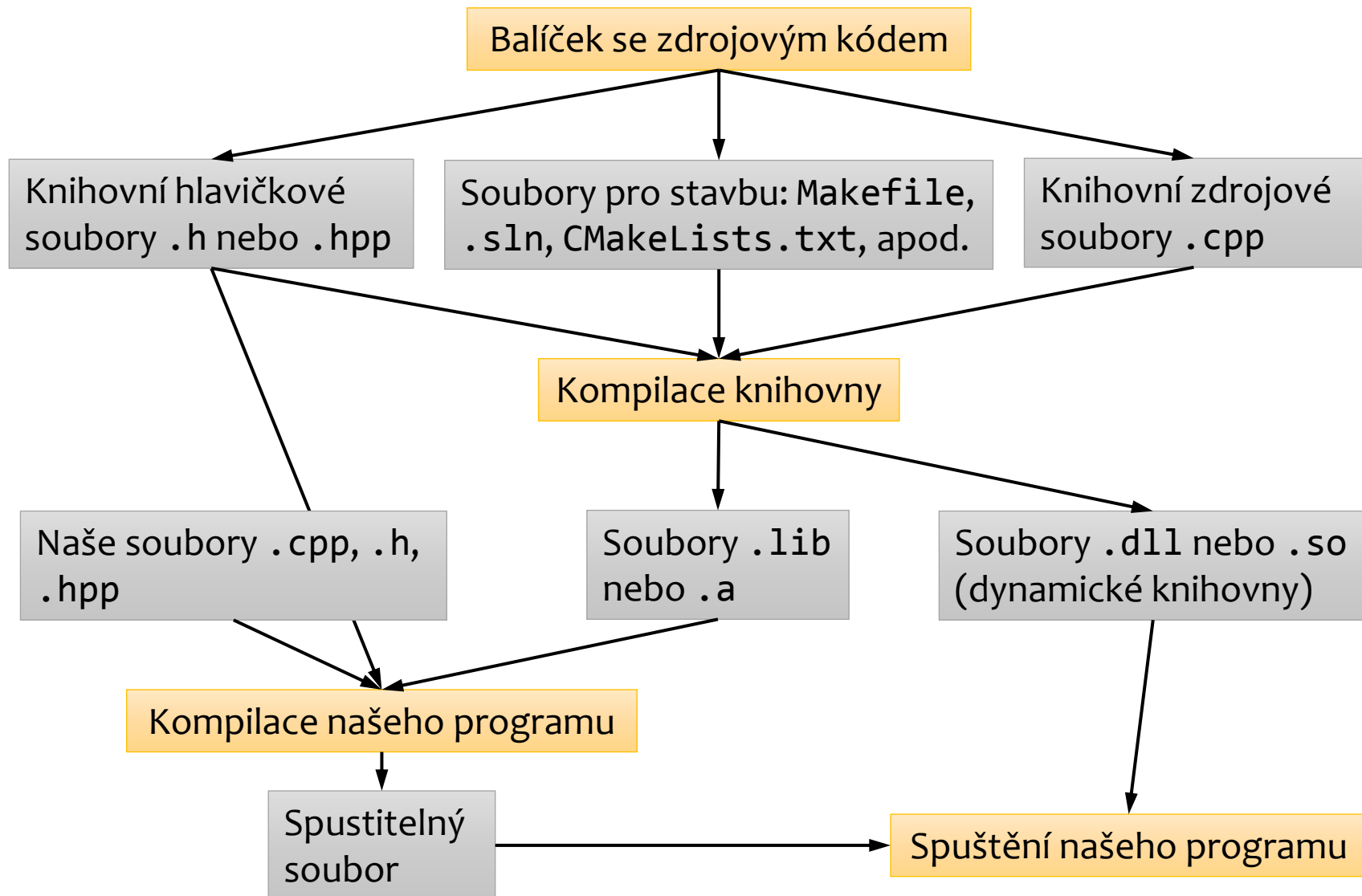
<https://cw.fel.cvut.cz/wiki/courses/b6b36pjc/start>



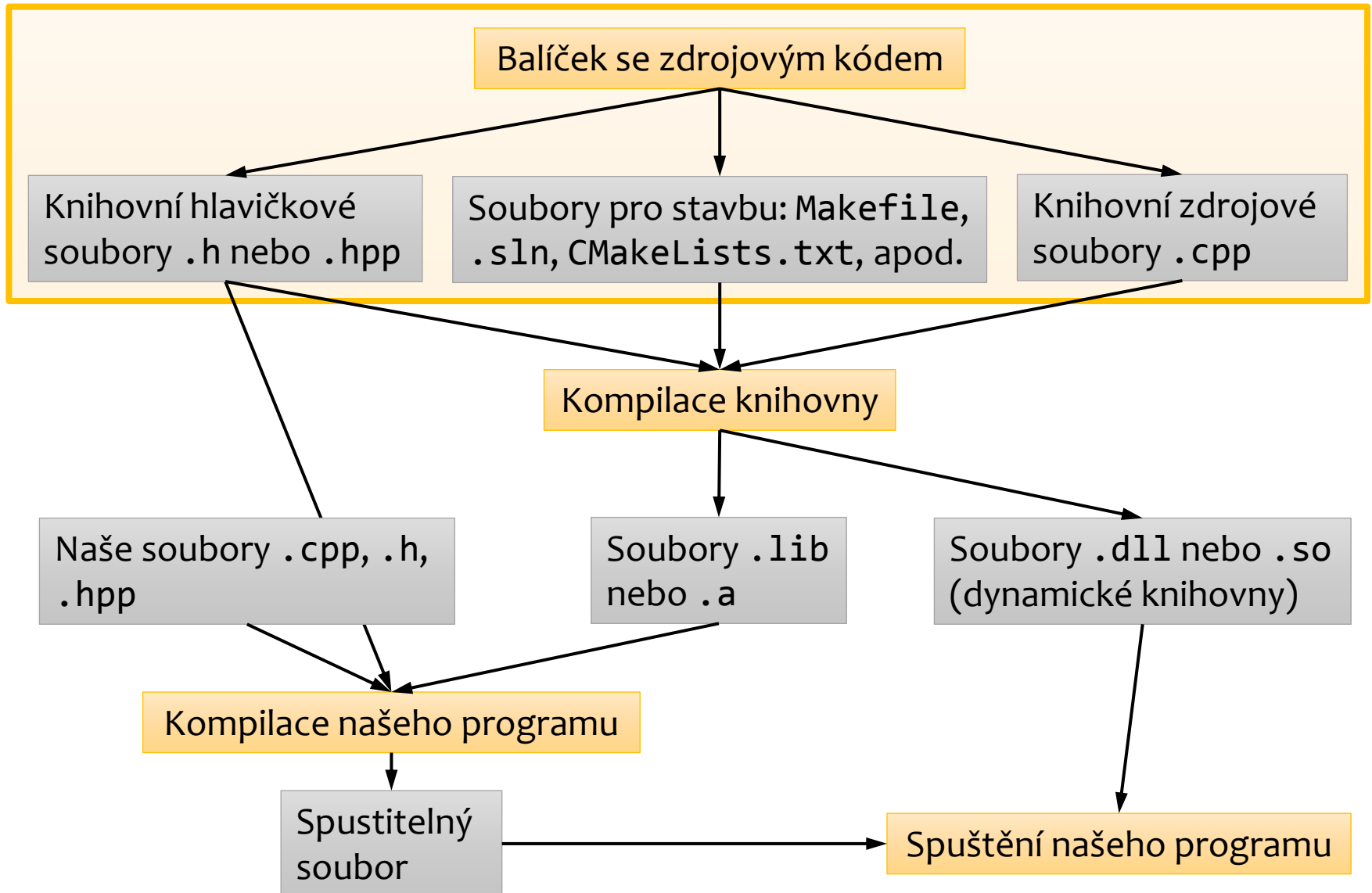
# Knihovna Poco::Net

- Umožňuje snadný přístup k síti a webovým službám.
- Obsahuje třídy a funkce pro práci s technologiemi:
  - HTTP, FTP
  - SMTP, POP3
  - TCP/IP, UDP
- Instalace na Linuxu:
  - `sudo apt-get install libpoconet9` (nebo `libpoconet9-dbg`)
- Další knihovny z balíčku Poco:
  - Poco::Foundation – užitečné nástroje, např. práce se soubory, logování, datum a čas, systém událostí
  - Poco::XML, Poco::JSON – další webové technologie
  - Poco::Util – konfigurace programu ze souboru a z příkazové řádky
  - Poco::Crypto – kryptografie
  - Poco::Data – přístup k databázím (MySQL, SQLite)
  - Poco::Zip – komprese

# Práce s knihovnou



# Práce s knihovnou





# POCO

C++ LIBRARIES

## Download and Get Started

### Basic Edition

No external dependencies – start developing immediately

### Complete Edition

Requires OpenSSL, MySQL Client and ODBC

Download

Sources for Windows



Download

Sources for Linux, OS X, etc.



Download

Sources for Windows



Download

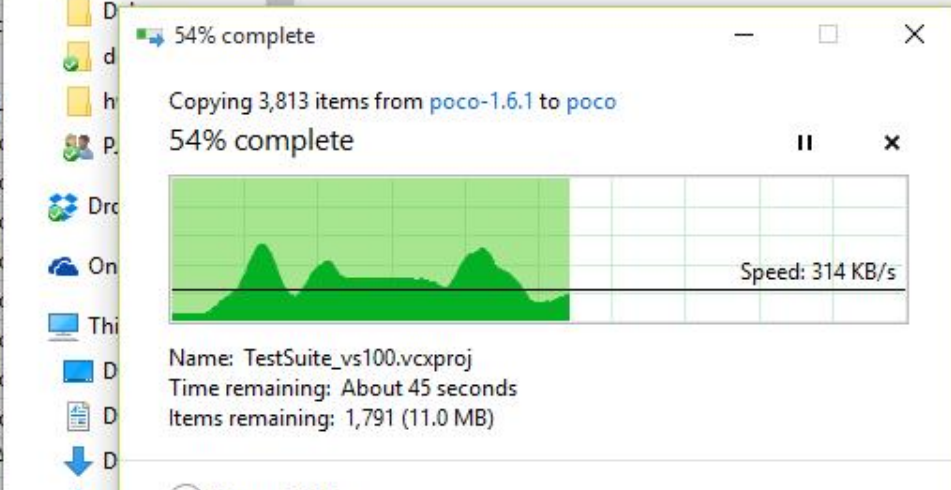
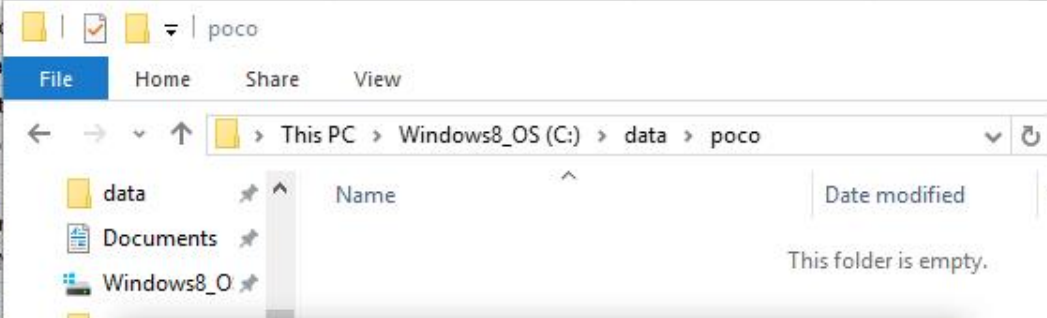
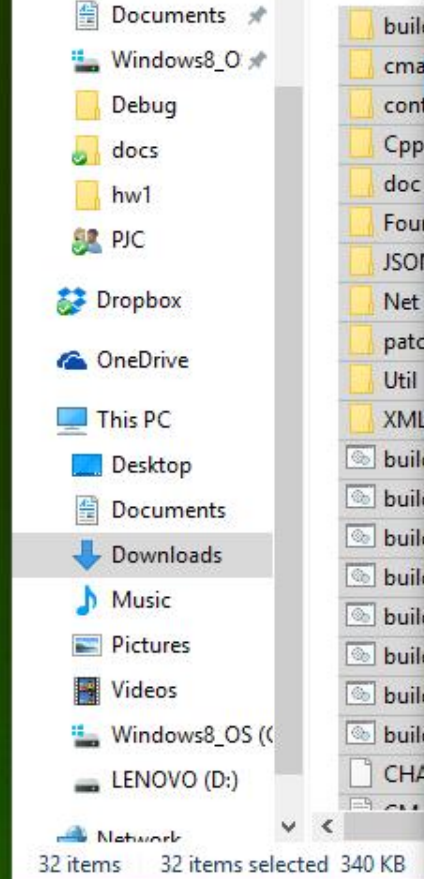
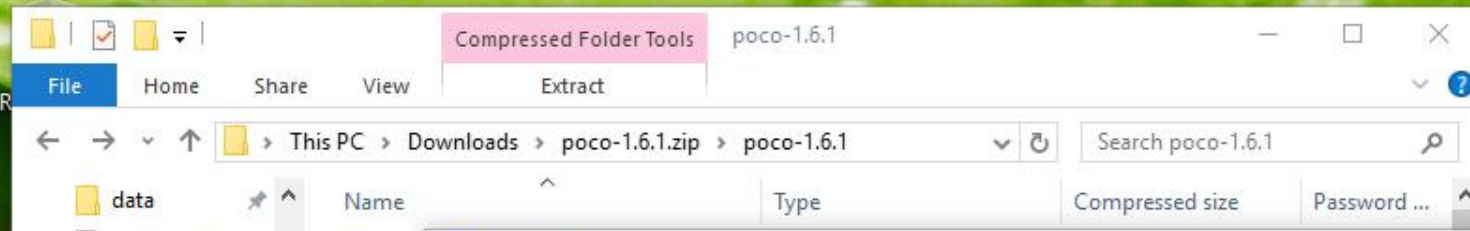
Sources for Linux, OS X, etc.



The current stable release is **1.6.1**. See the [CHANGELOG](#) for what's new. The POCO C++ Libraries are open source software, released under the [Boost Software License](#).

- POCO je ke stažení na stránce [pocoproject.org](http://pocoproject.org).
- Zde je také k dispozici dokumentace, ve které naleznete podrobný popis tříd a funkcí, které knihovna poskytuje.

Commercial C++ libraries, frameworks and tools based on the POCO C++ Libraries from [Applied Informatics](#) – providing features like Remoting for RPC/IPC and SOAP/WSDL web services, Open Service Platform for building modular, extensible



- Rozbalte .zip soubor do nějaké dobře přístupné složky.
- Cestu k rozbaleným souborům budeme několikrát hledat a psát, takže se vyplatí, když bude krátká.
- Na obrázku: c : \data \poco

# Práce s knihovnou

Balíček se zdrojovým kódem

Knihovní hlavičkové soubory .h nebo .hpp

Soubory pro stavbu: Makefile, .sln, CMakeLists.txt, apod.

Knihovní zdrojové soubory .cpp

Kompilace knihovny

Naše soubory .cpp, .h, .hpp

Soubory .lib nebo .a

Soubory .dll nebo .so (dynamické knihovny)

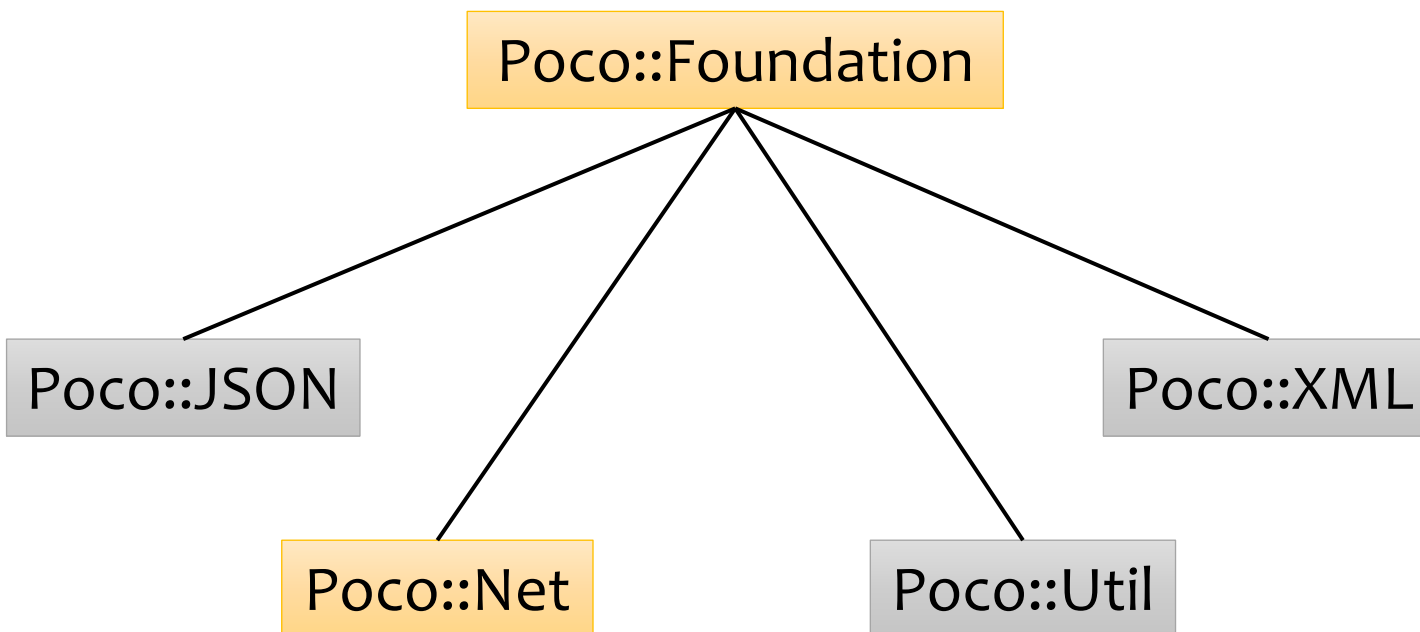
Kompilace našeho programu

Spustitelný soubor

Spuštění našeho programu

# Poco Basic Edition

- V základním balíčku Poco nalezneme pět knihoven.
- Knihovna Foundation obsahuje funkce a typy, na nichž ostatní knihovny závisí.







Recycle Bin

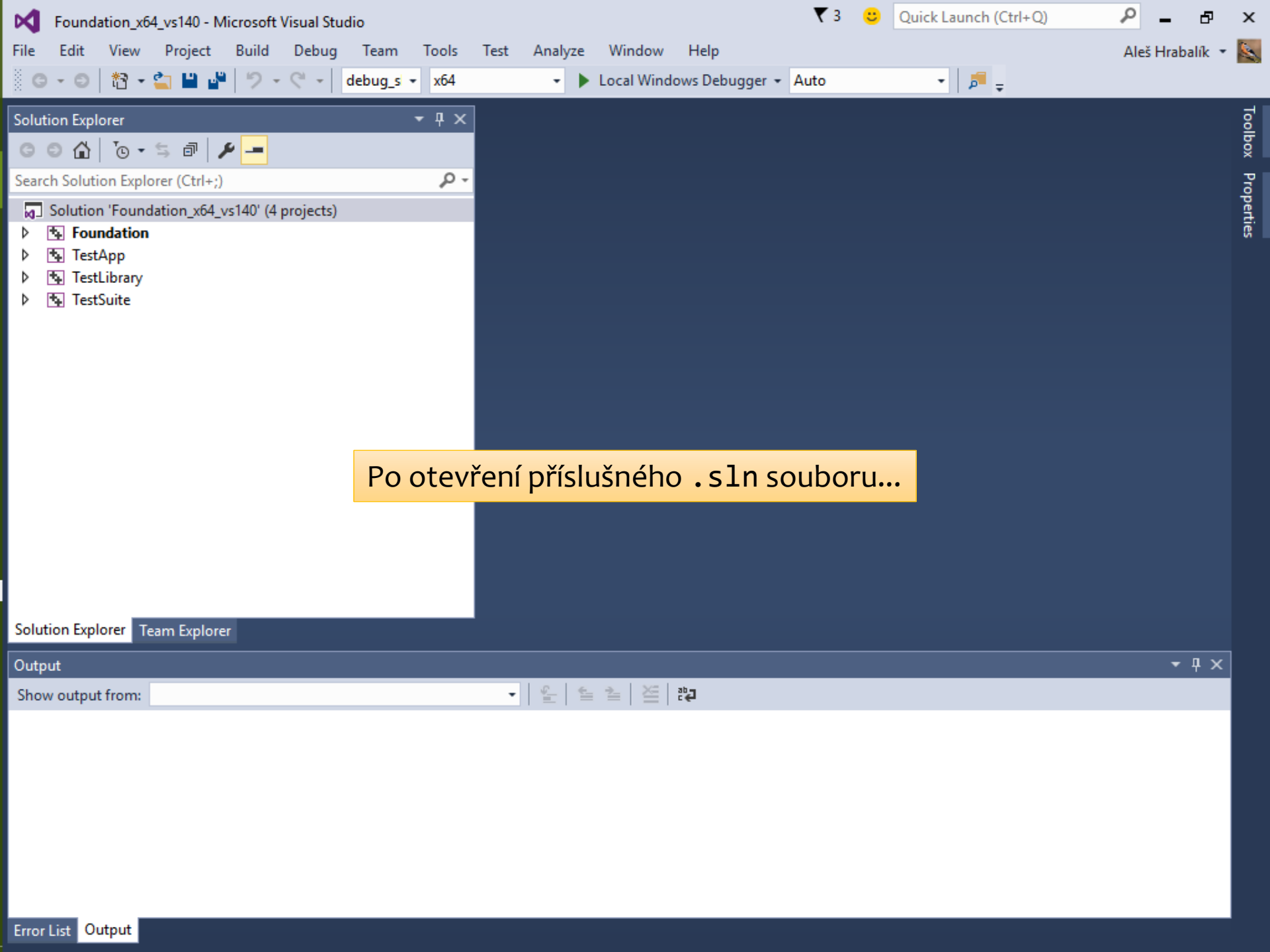
Windows Explorer window showing the contents of the 'Foundation' folder. The address bar shows the path: << Windows8\_OS (C:) > data > poco > Foundation. The left sidebar shows the folder structure, and the main pane displays a list of files and folders.

Name	Date modified	Type	Size
Foundation_vs140.vcxproj.filters	11/4/2015 9:52 AM	VC++ Project Filte...	73 KB
Foundation_WEC2013_vs110.sln	11/4/2015 9:52 AM	Microsoft Visual S...	10 KB
Foundation_WEC2013_vs110.vcxproj	11/4/2015 9:52 AM	VC++ Project	110 KB
Foundation_WEC2013_vs110.vcxproj.filters	11/4/2015 9:52 AM	VC++ Project Filte...	73 KB
Foundation_WEC2013_vs120.sln	11/4/2015 9:52 AM	Microsoft Visual S...	10 KB
Foundation_WEC2013_vs120.vcxproj	11/4/2015 9:52 AM	VC++ Project	110 KB
Foundation_WEC2013_vs120.vcxproj.filters	11/4/2015 9:52 AM	VC++ Project Filte...	73 KB
Foundation_x64_vs90.sln	11/4/2015 9:52 AM	Microsoft Visual S...	6 KB
Found...			
Found...			
Found...			
Found...			
Found...			
Found...			
Found...			
Found...			
Foundation_x64_vs120.vcxproj	11/4/2015 9:52 AM	VC++ Project	97 KB
Foundation_x64_vs120.vcxproj.filters	11/4/2015 9:52 AM	VC++ Project Filte...	72 KB
Foundation_x64_vs140.opensdf	11/4/2015 10:10 AM	OPENSDF File	0 KB
Foundation_x64_vs140.sdf	11/4/2015 10:11 AM	SQL Server Comp...	51,840 KB
Foundation_x64_vs140.sln	11/4/2015 9:52 AM	Microsoft Visual S...	7 KB
Foundation_x64_vs140.vcxproj	11/4/2015 9:52 AM	VC++ Project	97 KB

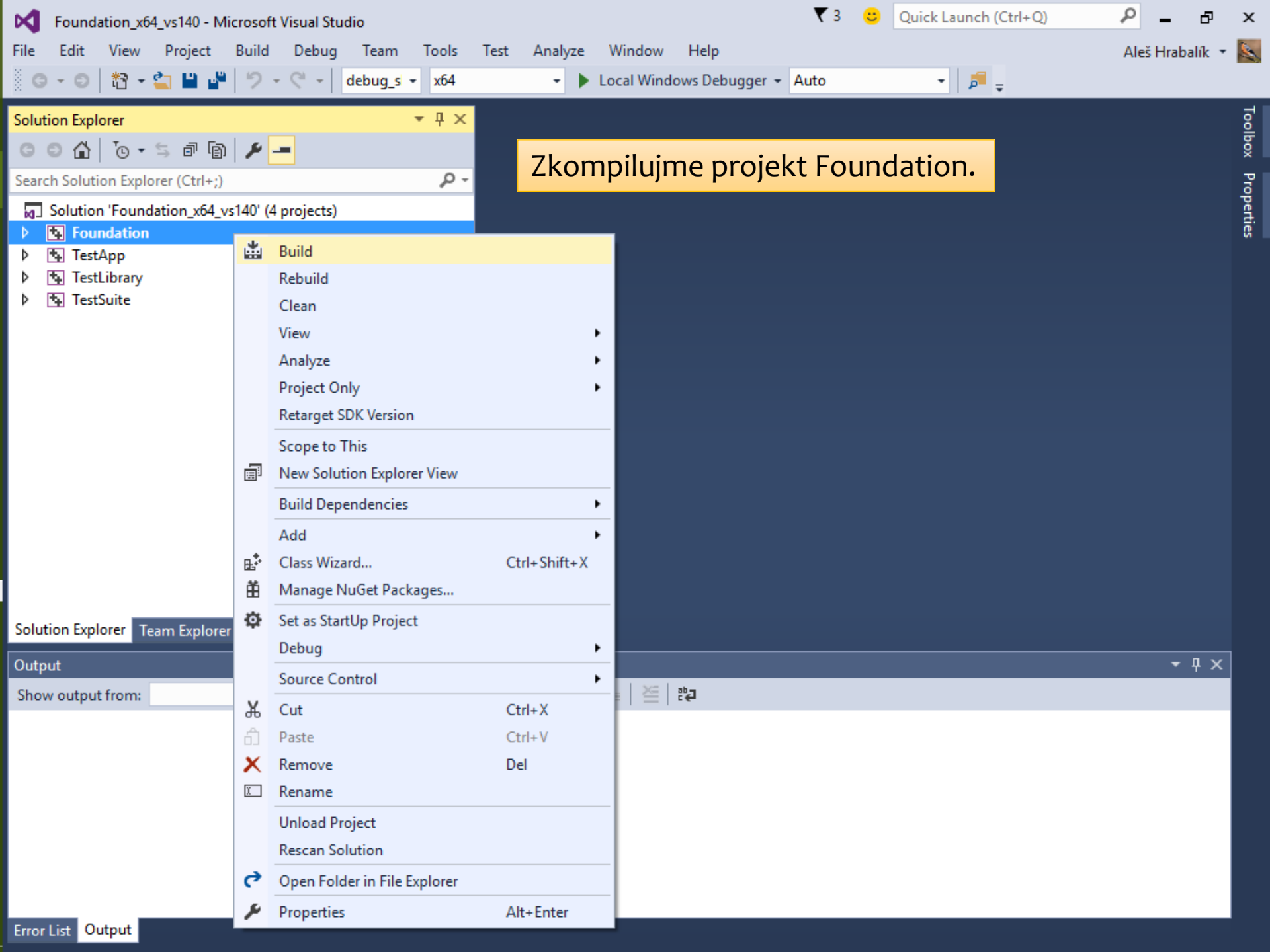
47 items | 1 item selected 6.10 KB

**• V podsložce Foundation jsou k dispozici projektové soubory pro všechny podporované verze Visual Studia.**

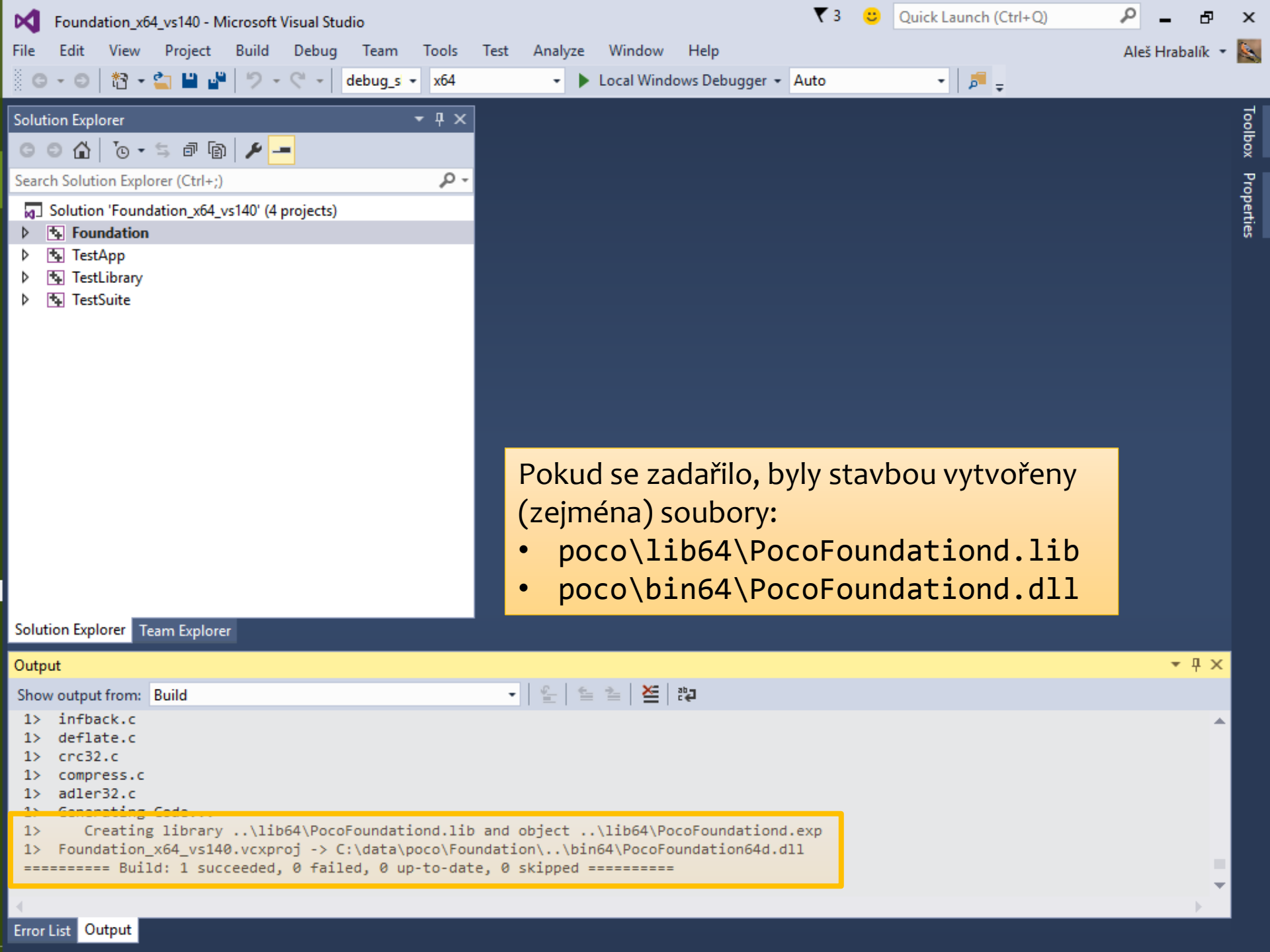
- vs120.sln – Visual Studio 2013**
- vs140.sln – Visual Studio 2015**



Po otevření příslušného .sln souboru...



Zkompilujme projekt Foundation.



Pokud se zadařilo, byly stavbou vytvořeny (zejména) soubory:

- poco\lib64\PocoFoundationd.lib
- poco\bin64\PocoFoundationd.dll

Solution Explorer

Search Solution Explorer (Ctrl+;)

Solution 'Foundation\_x64\_vs140' (4 projects)

- Foundation
- TestApp
- TestLibrary
- TestSuite

Output

Show output from: Build

```
1> infback.c
1> deflate.c
1> crc32.c
1> compress.c
1> adler32.c
1> Generating Code...
1> Creating library ..\lib64\PocoFoundationd.lib and object ..\lib64\PocoFoundationd.exp
1> Foundation_x64_vs140.vcxproj -> C:\data\poco\Foundation\..\bin64\PocoFoundation64d.dll
===== Build: 1 succeeded, 0 failed, 0 up-to-date, 0 skipped =====
```





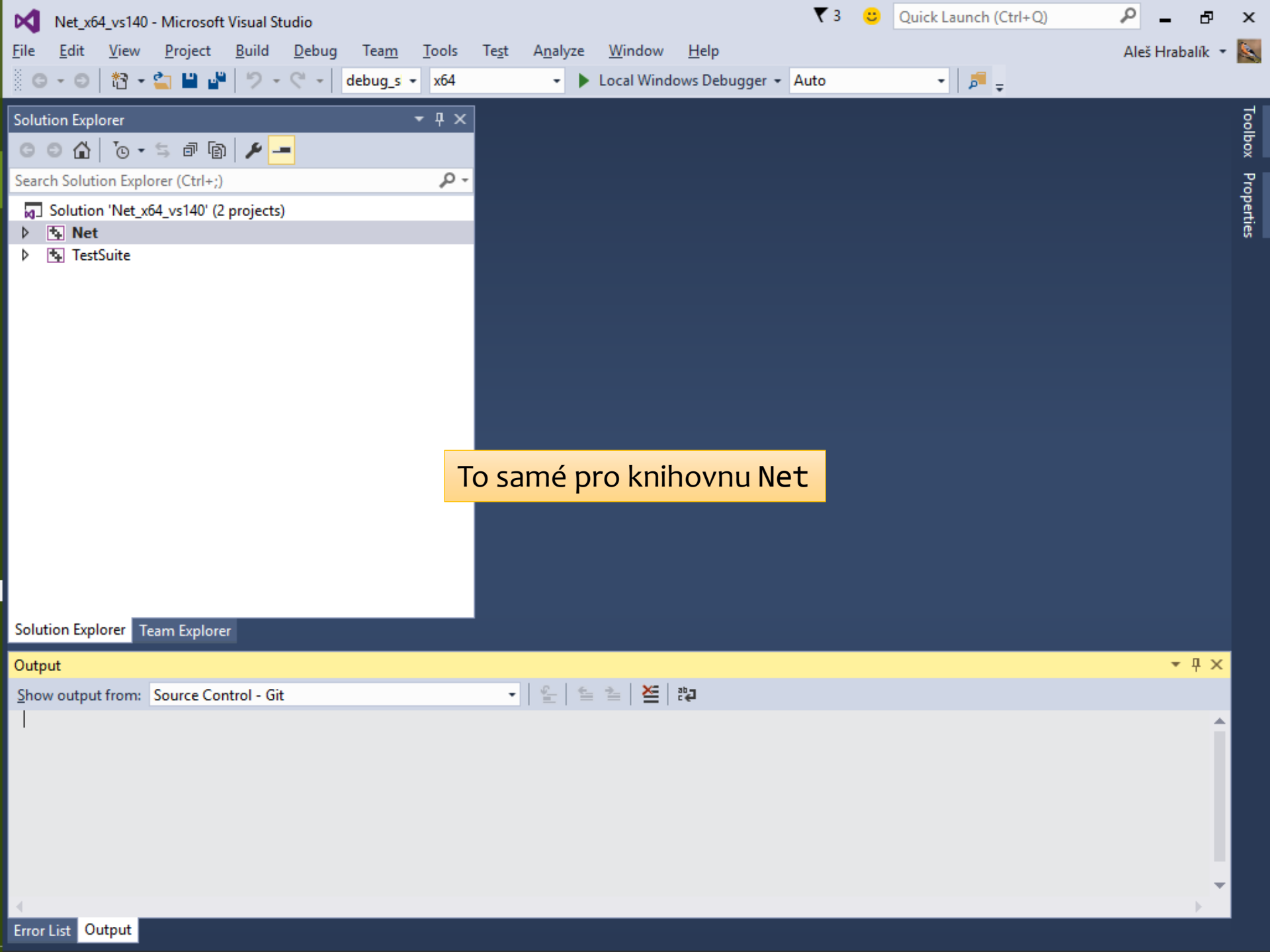
Recycle Bin

File Explorer window showing the contents of the 'Net' folder. The address bar shows the path: This PC > Windows8\_OS (C:) > data > poco > Net. The search bar contains 'Search Net'.

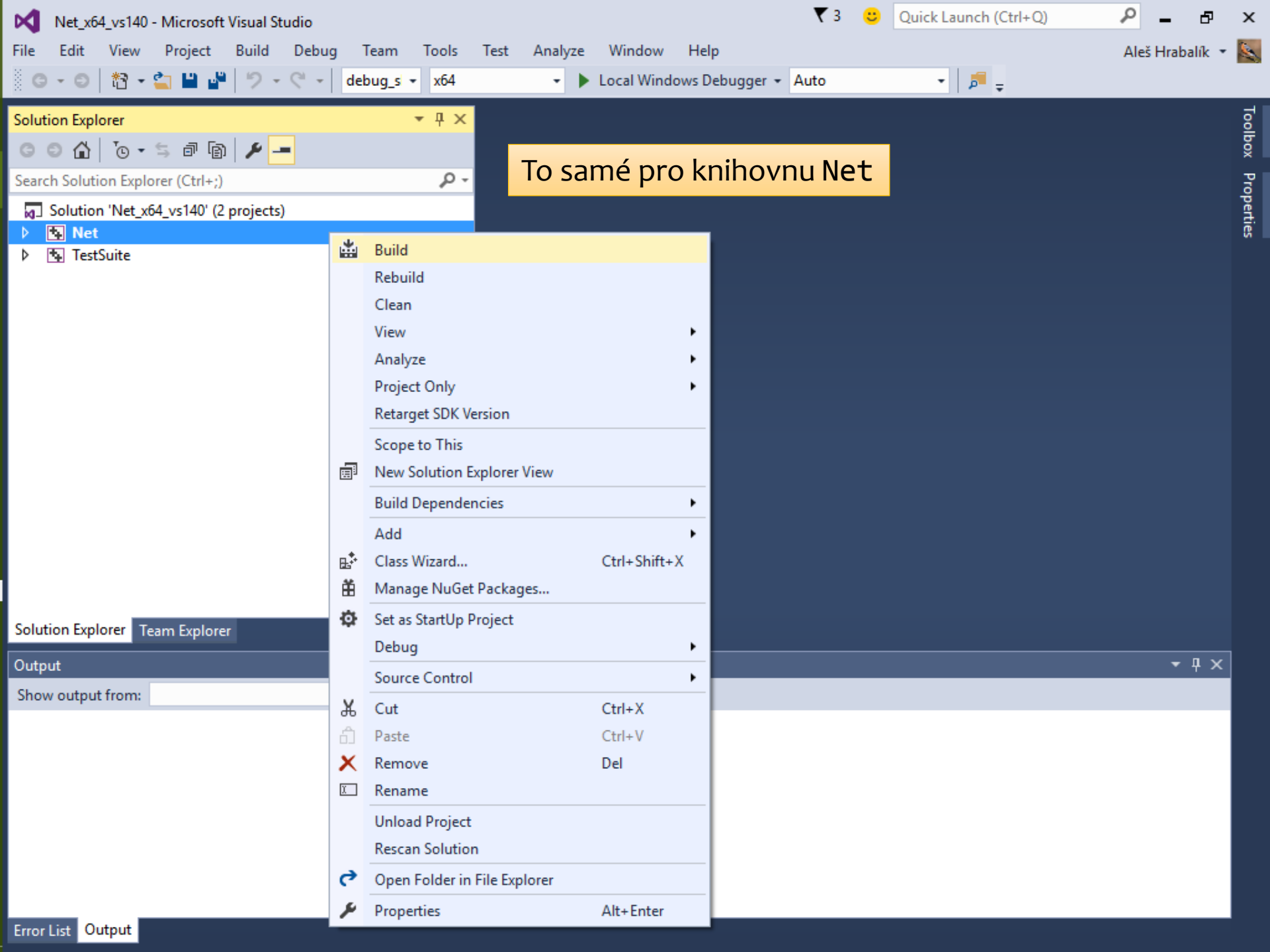
Name	Date modified	Type	Size
Net_vs140.vcxproj	11/4/2015 9:53 AM	VC++ Project	28 KB
Net_vs140.vcxproj.filters	11/4/2015 9:53 AM	VC++ Project Filte...	30 KB
Net_WEC2013_vs110.sln	11/4/2015 9:53 AM	Microsoft Visual S...	7 KB
Net_WEC2013_vs110.vcxproj	11/4/2015 9:53 AM	VC++ Project	28 KB
Net_WEC2013_vs110.vcxproj.filters	11/4/2015 9:53 AM	VC++ Project Filte...	30 KB
Net_WEC2013_vs120.sln	11/4/2015 9:53 AM	Microsoft Visual S...	7 KB
Net_WEC2013_vs120.vcxproj	11/4/2015 9:53 AM	VC++ Project	28 KB
Net_WEC2013_vs120.vcxproj.filters	11/4/2015 9:53 AM	VC++ Project Filte...	30 KB
Net_x64_vs90.sln	11/4/2015 9:53 AM	Microsoft Visual S...	5 KB
Net_x64_vs90.vcxproj	11/4/2015 9:53 AM	VC++ Project	26 KB
Net_x64_vs100.sln	11/4/2015 9:53 AM	Microsoft Visual S...	5 KB
Net_x64_vs100.vcxproj	11/4/2015 9:53 AM	VC++ Project	29 KB
Net_x64_vs100.vcxproj.filters	11/4/2015 9:53 AM	VC++ Project Filte...	30 KB
Net_x64_vs110.sln	11/4/2015 9:53 AM	Microsoft Visual S...	5 KB
Net_x64_vs110.vcxproj	11/4/2015 9:53 AM	VC++ Project	28 KB
Net_x64_vs110.vcxproj.filters	11/4/2015 9:53 AM	VC++ Project Filte...	30 KB
Net_x64_vs120.sln	11/4/2015 9:53 AM	Microsoft Visual S...	5 KB
Net_x64_vs120.vcxproj	11/4/2015 9:53 AM	VC++ Project	28 KB
Net_x64_vs120.vcxproj.filters	11/4/2015 9:53 AM	VC++ Project Filte...	30 KB
Net_x64_vs140.sln	11/4/2015 9:53 AM	Microsoft Visual S...	5 KB
Net_x64_vs140.vcxproj	11/4/2015 9:53 AM	VC++ Project	28 KB
Net_x64_vs140.vcxproj.filters	11/4/2015 9:53 AM	VC++ Project Filte...	30 KB

45 items | 1 item selected 4.26 KB

To samé pro knihovnu Net

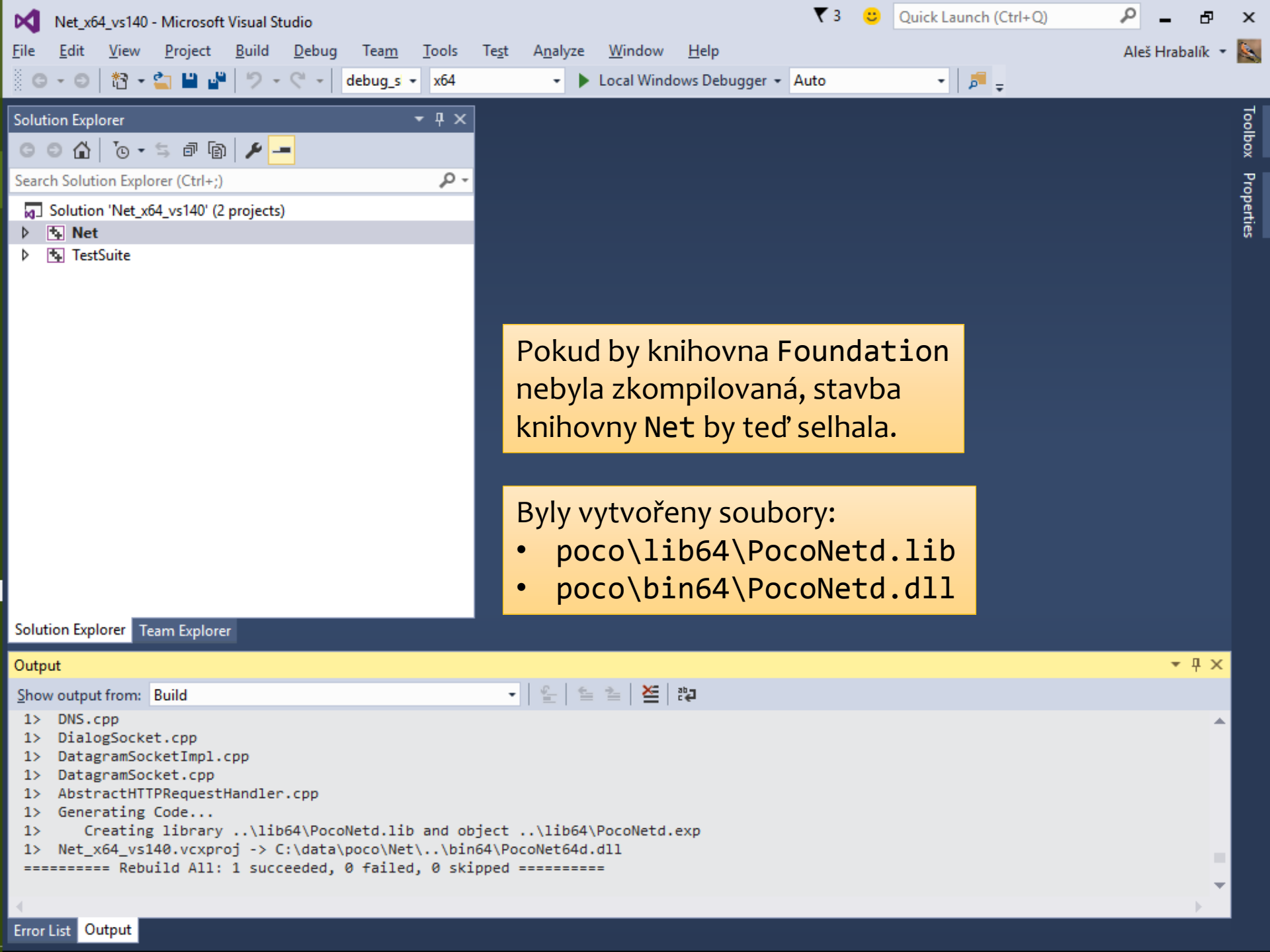


To samé pro knihovnu Net



To samé pro knihovnu Net

- Build
  - Rebuild
  - Clean
  - View
  - Analyze
  - Project Only
  - Retarget SDK Version
  - Scope to This
  - New Solution Explorer View
  - Build Dependencies
  - Add
  - Class Wizard... (Ctrl+Shift+X)
  - Manage NuGet Packages...
  - Set as StartUp Project
  - Debug
  - Source Control
- Cut (Ctrl+X)
- Paste (Ctrl+V)
- Remove (Del)
- Rename
- Unload Project
- Rescan Solution
- Open Folder in File Explorer
- Properties (Alt+Enter)



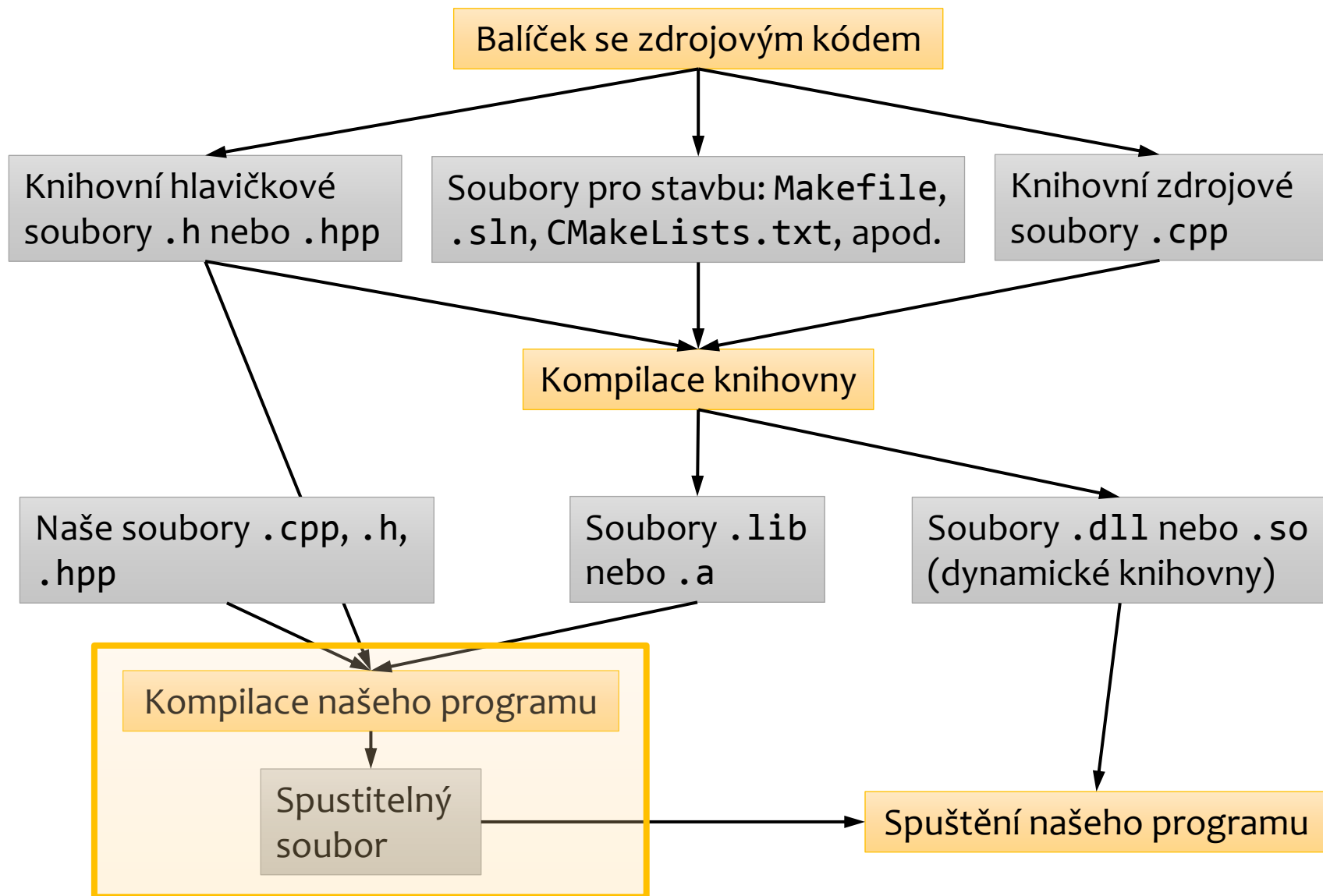
Pokud by knihovna Foundation nebyla zkompilovaná, stavba knihovny Net by teď selhala.

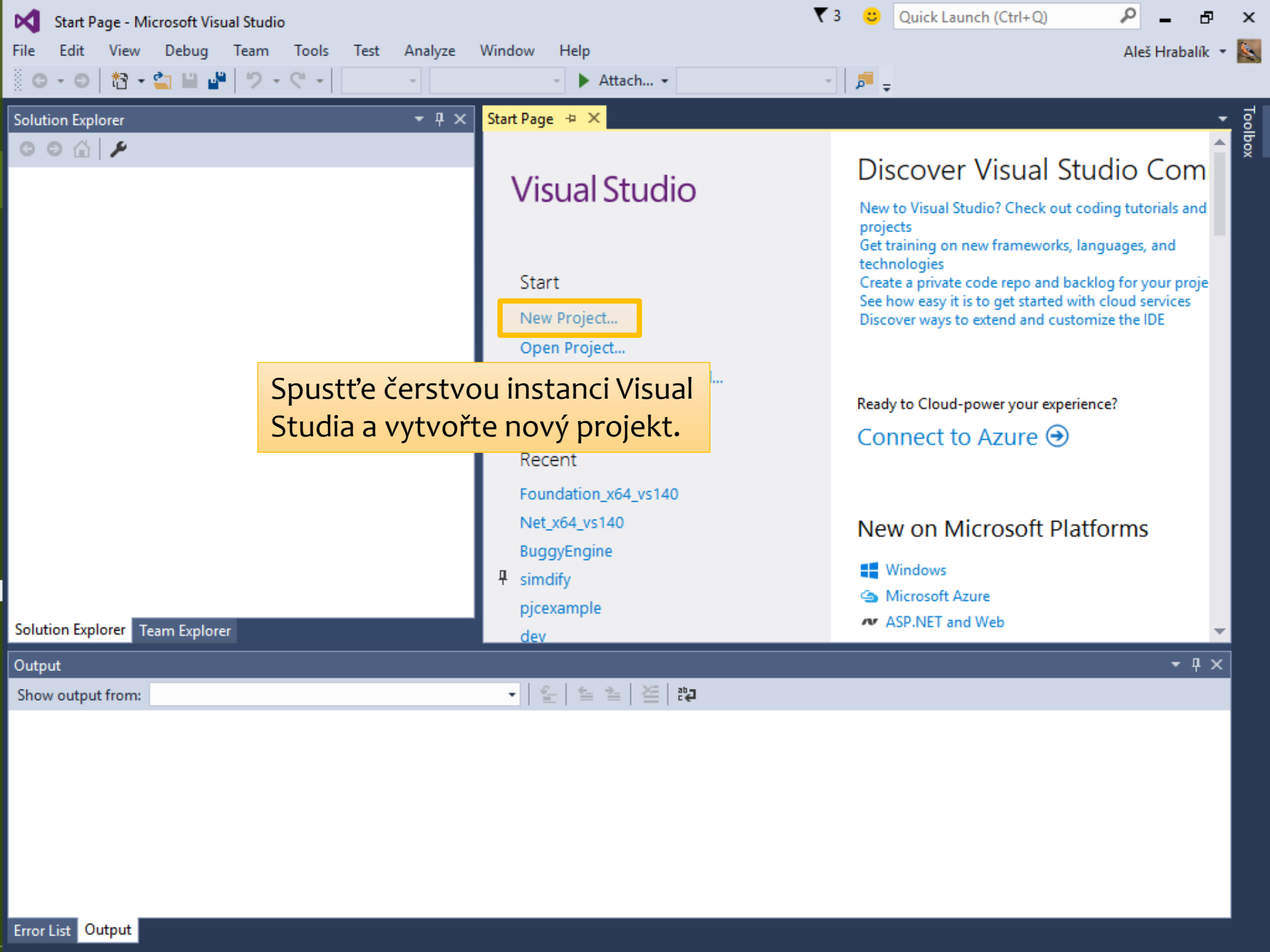
Byly vytvořeny soubory:

- poco\lib64\PocoNetd.lib
- poco\bin64\PocoNetd.dll



# Práce s knihovnou





Spustte čerstvou instanci Visual Studia a vytvořte nový projekt.

# Visual Studio

Start

New Project...

Open Project...

Recent

Foundation\_x64\_vs140

Net\_x64\_vs140

BuggyEngine

simdify

pjexample

dev

## Discover Visual Studio Com

New to Visual Studio? Check out coding tutorials and projects

Get training on new frameworks, languages, and technologies

Create a private code repo and backlog for your proje

See how easy it is to get started with cloud services

Discover ways to extend and customize the IDE

Ready to Cloud-power your experience?

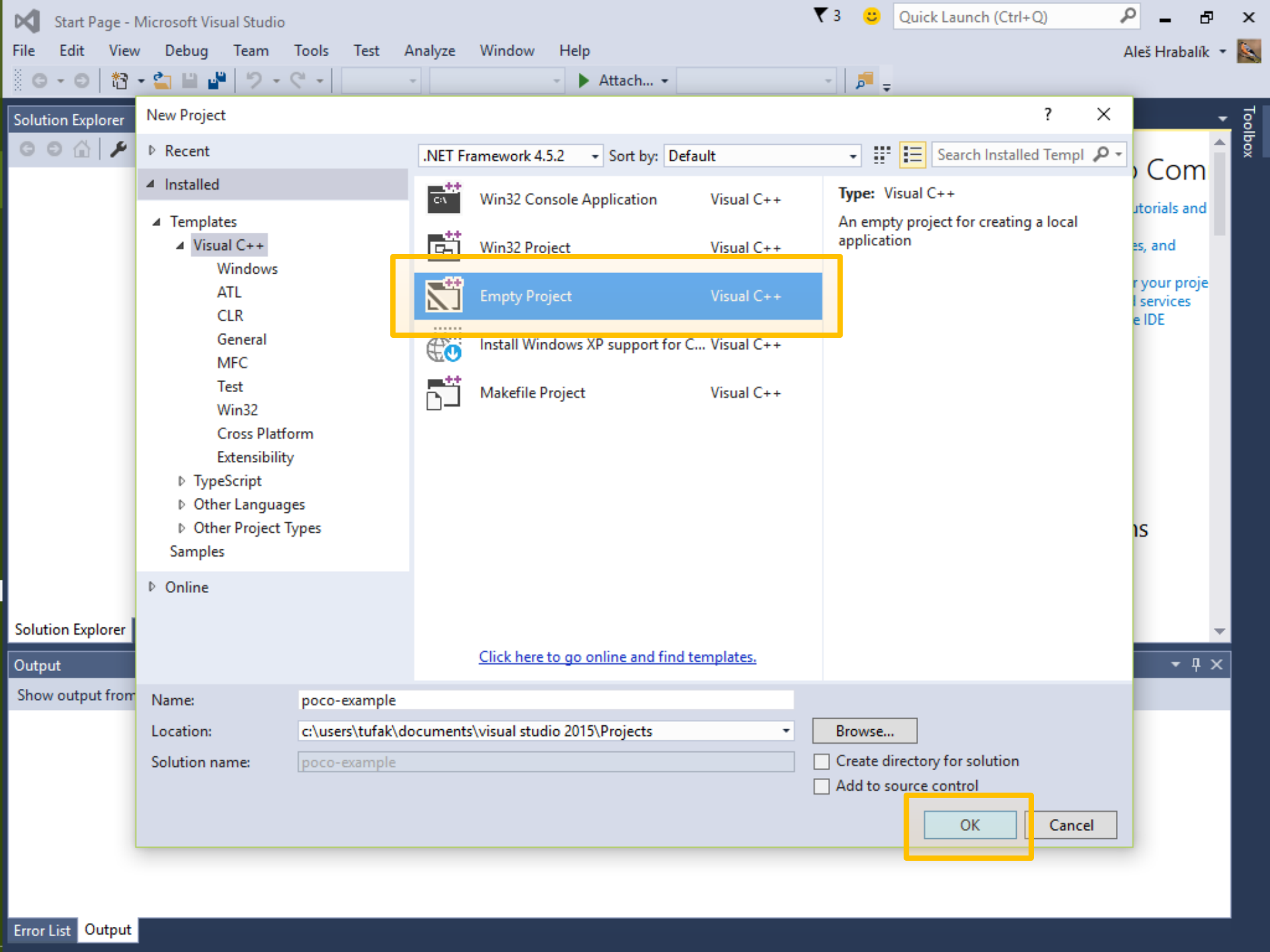
Connect to Azure

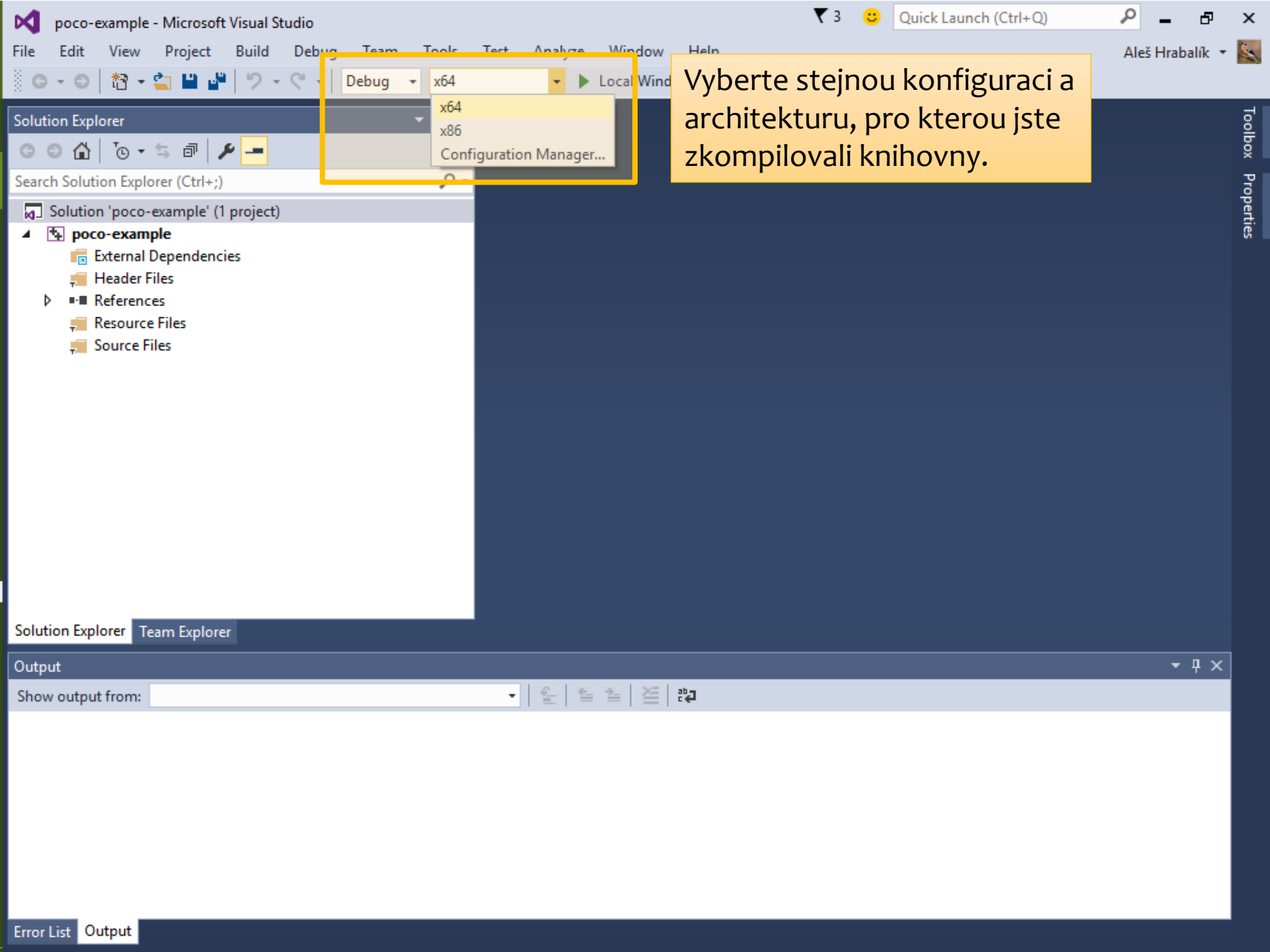
## New on Microsoft Platforms

Windows

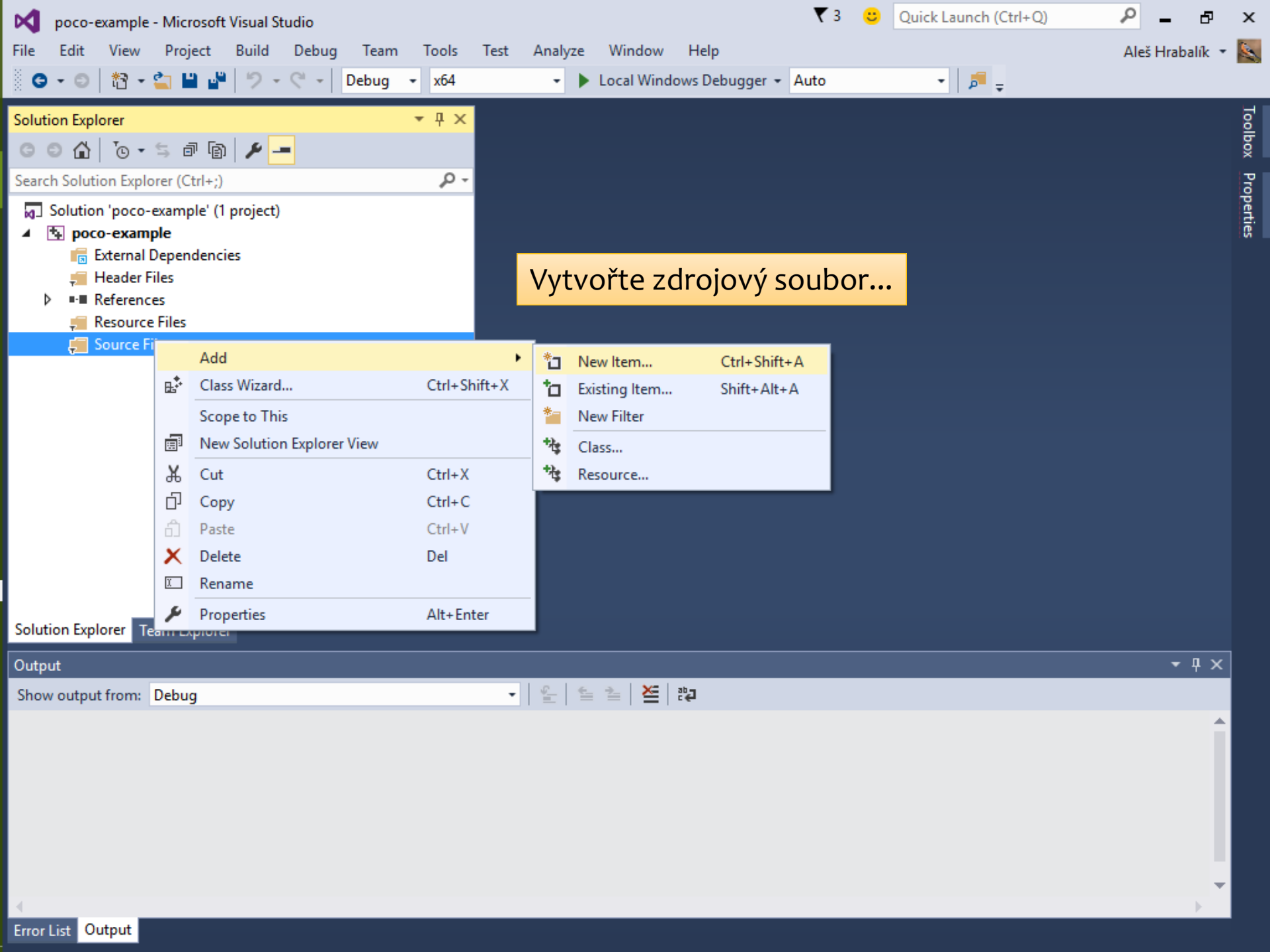
Microsoft Azure

ASP.NET and Web





Vyberte stejnou konfiguraci a architekturu, pro kterou jste zkompilevali knihovny.



Vytvořte zdrojový soubor...

- Add
  - New Item... Ctrl+Shift+A
  - Existing Item... Shift+Alt+A
  - New Filter
  - Class...
  - Resource...
- Class Wizard... Ctrl+Shift+X
- Scope to This
- New Solution Explorer View
- Cut Ctrl+X
- Copy Ctrl+C
- Paste Ctrl+V
- Delete Del
- Rename
- Properties Alt+Enter

Output

Show output from: Debug

Error List Output

```
// adapted from: http://www.codeproject.com/Articles/252566/Learning-Poco-GET-with-HTTP
```

```
#include <Poco/Net/HTTPClientSession.h>
#include <Poco/Net/HTTPRequest.h>
#include <Poco/Net/HTTPResponse.h>
#include <Poco/StreamCopier.h>
#include <Poco/Path.h>
#include <Poco/URI.h>
#include <Poco/Exception.h>
#include <iostream>
#include <string>

using namespace Poco::Net;
using namespace Poco;

int main(int argc, char** argv) {
    std::string uriStr;

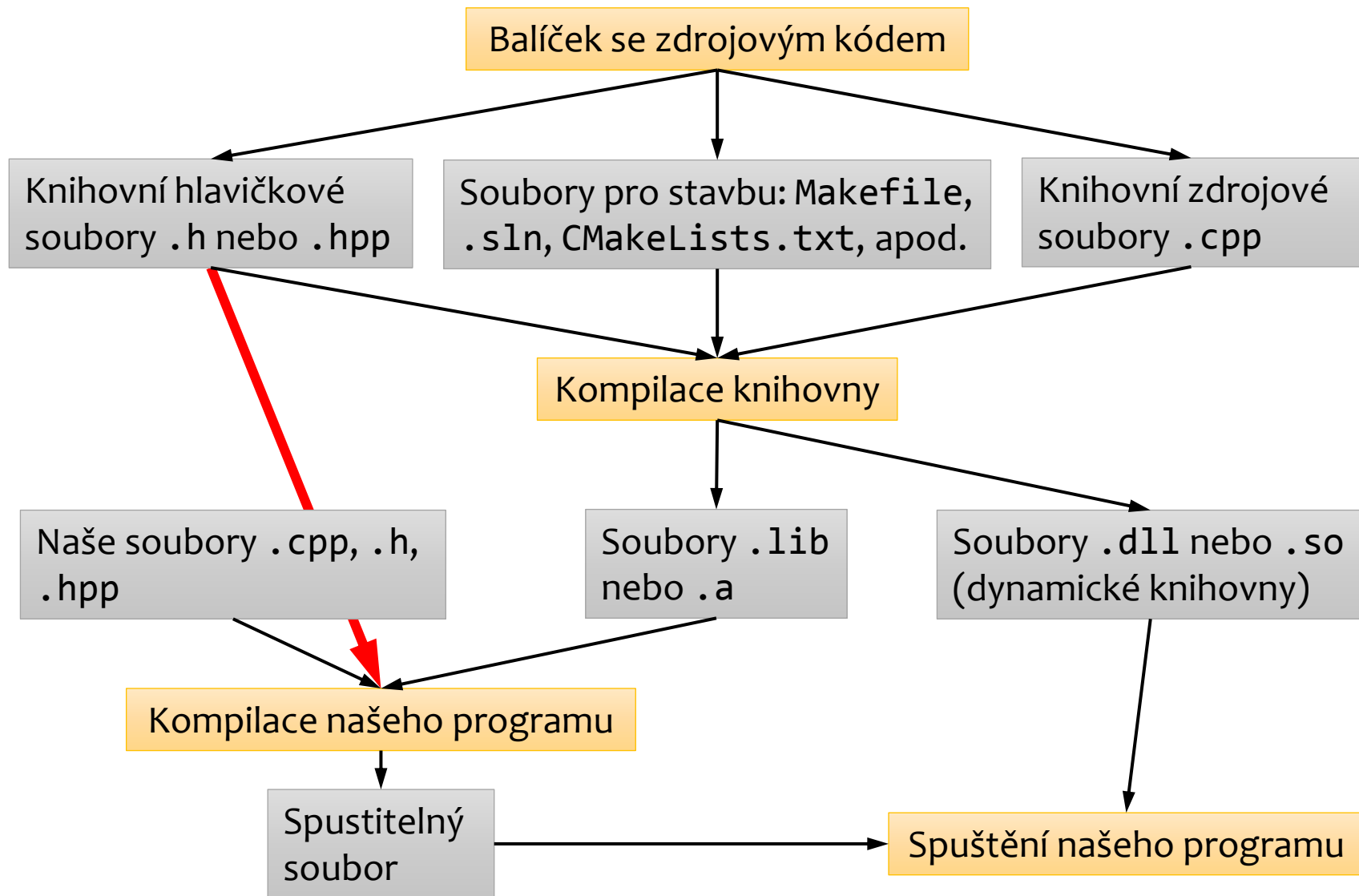
    if (argc >= 2) {
        uriStr = argv[1];
    }
    else {
        uriStr = "http://www.codingnest.com/";
    }

    try {
        // prepare session
        URI uri(uriStr);
        HTTPClientSession session(uri.getHost(), uri.getPort());
    }
    ...
}
```

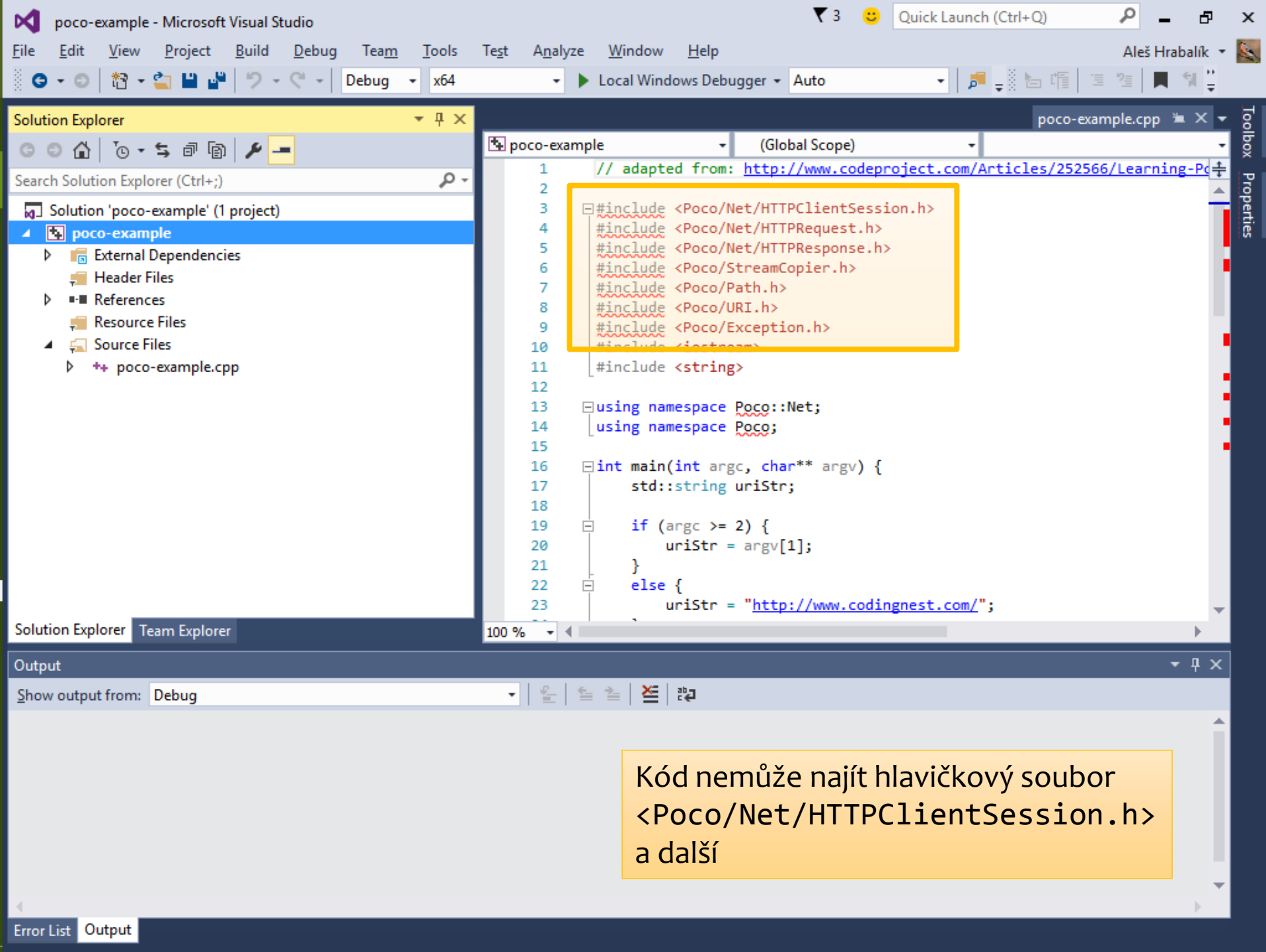
Tento kód získá webovou stránku  
a vypíše ji na standardní výstup.

```
...  
    // prepare path  
    std::string path = uri.getPathAndQuery();  
    if (path.empty()) path = "/";  
  
    // send request  
    HTTPRequest req(HTTPRequest::HTTP_GET, path, HTTPMessage::HTTP_1_1);  
    session.sendRequest(req);  
  
    // get response  
    HTTPResponse res;  
    std::cout << res.getStatus() << " " << res.getReason() << "\n";  
  
    // print response  
    auto& is = session.receiveResponse(res);  
    StreamCopier::copyStream(is, std::cout);  
  
    // wait  
    std::cin.get();  
}  
catch (Exception &ex) {  
    std::cerr << ex.displayText() << "\n";  
  
    // wait  
    std::cin.get();  
    return -1;  
}  
}
```

# Práce s knihovnou







Kód nemůže najít hlavičkový soubor  
<Poco/Net/HTTPClientSession.h>  
a další



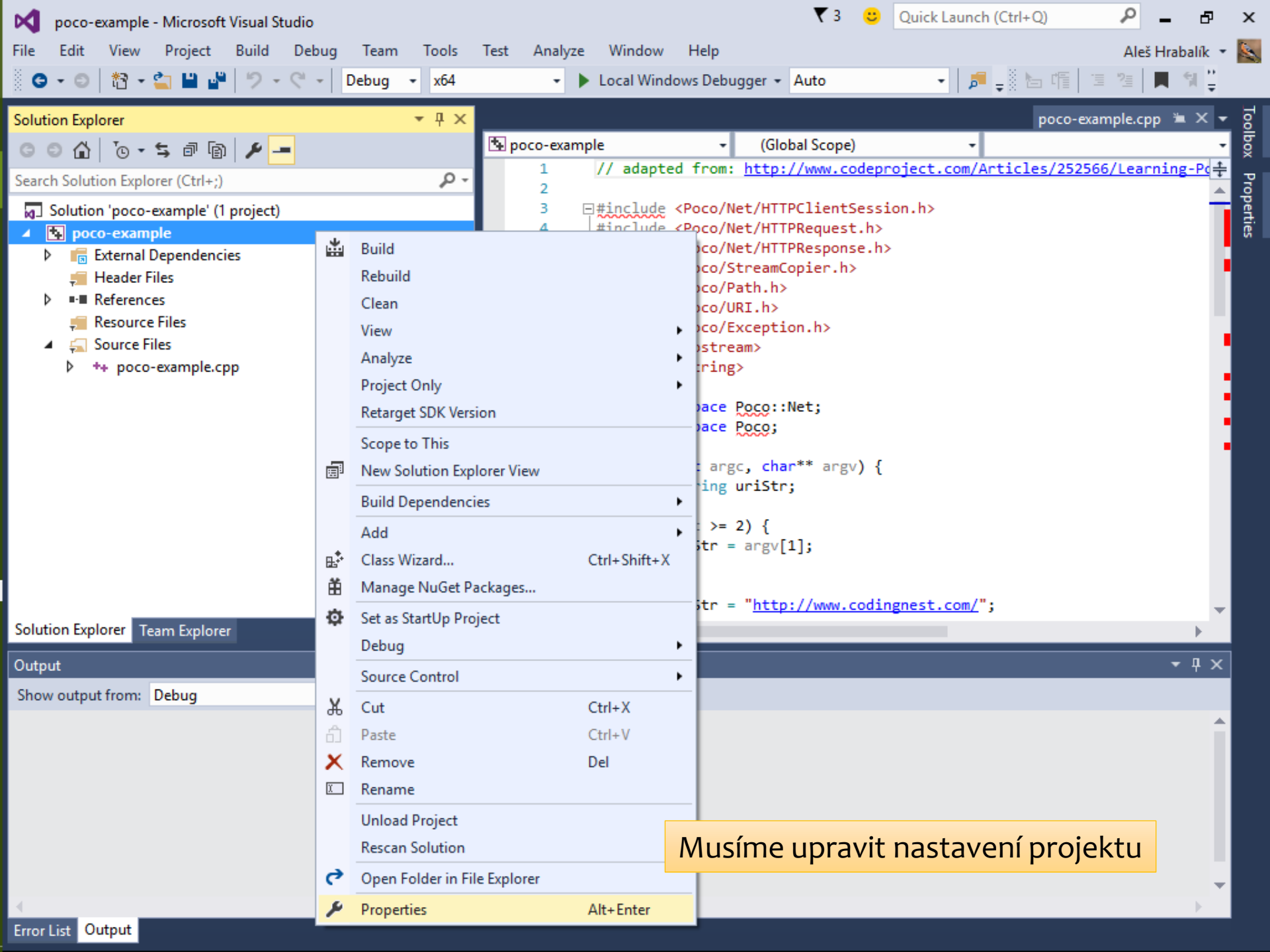
Recycle Bin

File Explorer window showing the directory structure: <code><< data >> poco > Net > include > Poco > Net</code>. The file <code>HTTPClientSession.h</code> is selected.

Name	Date modified	Type	Size
AbstractHTTPRequestHandler.h	11/4/2015 9:53 AM	C Header File	4 KB
DatagramSocket.h	11/4/2015 9:53 AM	C Header File	4 KB
DatagramSocketImpl.h	11/4/2015 9:53 AM	C Header File	2 KB
DialogSocket.h	11/4/2015 9:53 AM	C Header File	7 KB
DNS.h	11/4/2015 9:53 AM	C Header File	5 KB
FilePartSource.h	11/4/2015 9:53 AM	C Header File	2 KB
FTPClientSession.h	11/4/2015 9:53 AM	C Header File	13 KB
FTPStreamFactory.h	11/4/2015 9:53 AM	C Header File	4 KB
HostEntry.h	11/4/2015 9:53 AM	C Header File	3 KB
HTMLForm.h	11/4/2015 9:53 AM	C Header File	7 KB
HTTPAuthenticationParams.h	11/4/2015 9:53 AM	C Header File	1 KB
HTTPBasicCredentials.h	11/4/2015 9:53 AM	C Header File	3 KB
HTTPBasicStreamBuf.h	11/4/2015 9:53 AM	C Header File	1 KB
HTTPBufferAllocator.h	11/4/2015 9:53 AM	C Header File	3 KB
HTTPChunkedStream.h	11/4/2015 9:53 AM	C Header File	7 KB
<b>HTTPClientSession.h</b>	11/4/2015 9:53 AM	C Header File	<b>11 KB</b>
HTTPCookie.h	11/4/2015 9:53 AM	C Header File	6 KB
HTTPCredentials.h	11/4/2015 9:53 AM	C Header File	6 KB
HTTPDigestCredentials.h	11/4/2015 9:53 AM	C Header File	3 KB
HTTPFixedLengthStream.h	11/4/2015 9:53 AM	C Header File	3 KB
HTTPHeaderStream.h	11/4/2015 9:53 AM	C Header File	3 KB

105 items 1 item selected 10.6 KB

Poco/Net/HTTPClientSession.h je ve složce c:\data\poco\Net\include

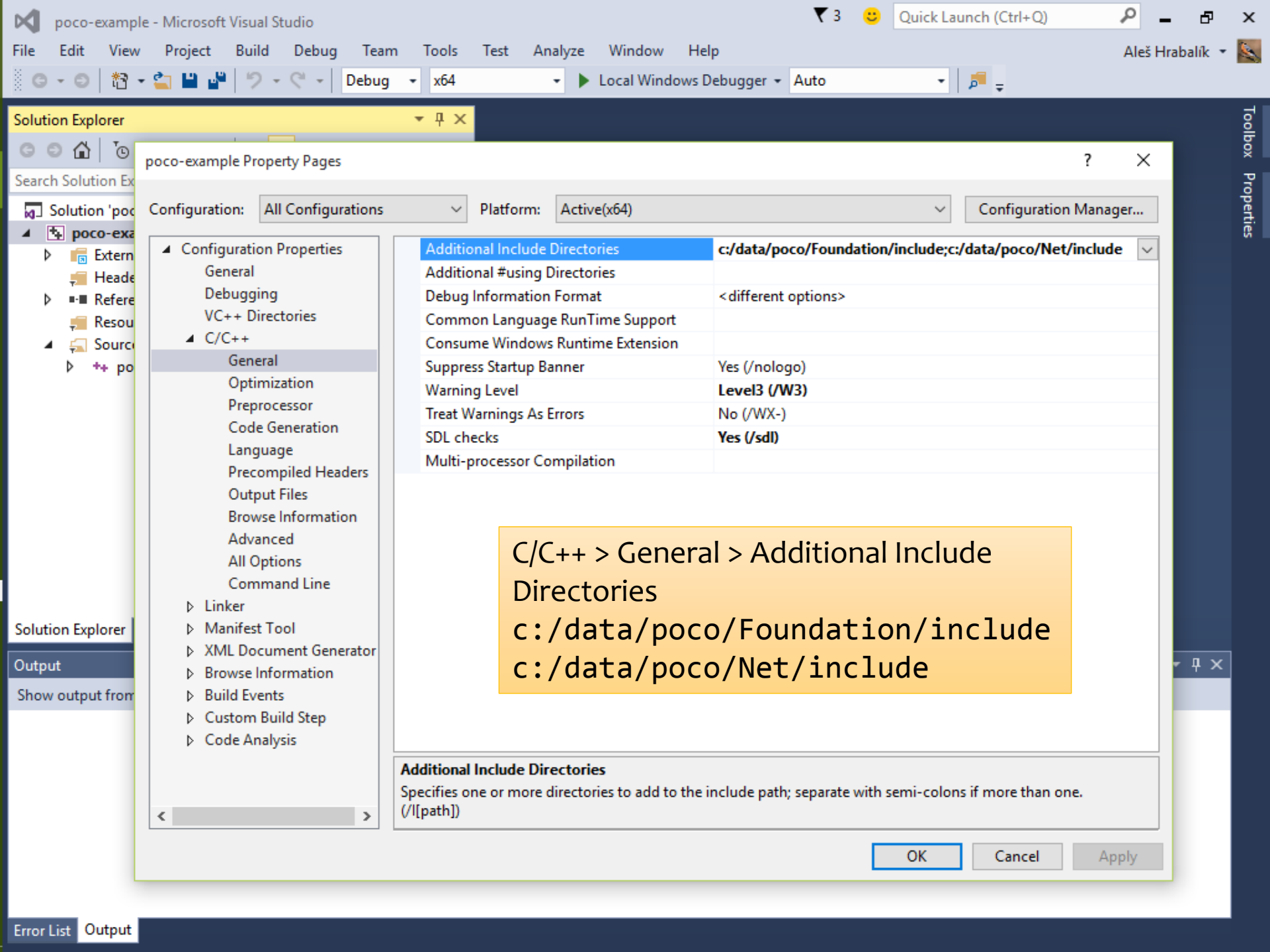


- ▶ External Dependencies
- ▶ Header Files
- ▶ References
- ▶ Resource Files
- ▶ Source Files
  - ▶ ++ poco-example.cpp

- Build
- Rebuild
- Clean
- View
- Analyze
- Project Only
- Retarget SDK Version
- Scope to This
- New Solution Explorer View
- Build Dependencies
- Add
- Class Wizard... Ctrl+Shift+X
- Manage NuGet Packages...
- Set as StartUp Project
- Debug
- Source Control
- Cut Ctrl+X
- Paste Ctrl+V
- Remove Del
- Rename
- Unload Project
- Rescan Solution
- Open Folder in File Explorer
- Properties Alt+Enter

```
1 // adapted from: http://www.codeproject.com/Articles/252566/Learning-Poco
2
3 #include <Poco/Net/HTTPClientSession.h>
4 #include <Poco/Net/HTTPRequest.h>
5 #include <Poco/Net/HTTPResponse.h>
6 #include <Poco/StreamCopier.h>
7 #include <Poco/Path.h>
8 #include <Poco/URI.h>
9 #include <Poco/Exception.h>
10 #include <string>
11 #include <string>
12
13 namespace Poco::Net;
14 namespace Poco;
15
16 int main(int argc, char** argv) {
17     if (argc > 2) {
18         string uriStr;
19         uriStr = argv[1];
20
21         if (argc >= 2) {
22             string uriStr = argv[1];
23
24             uriStr = "http://www.codingnest.com/";
25         }
26     }
27 }
```

Musíme upravit nastavení projektu



poco-example Property Pages

Configuration: All Configurations

Platform: Active(x64)

Configuration Manager...

- Configuration Properties
  - General
  - Debugging
  - VC++ Directories
  - C/C++
    - General**
    - Optimization
    - Preprocessor
    - Code Generation
    - Language
    - Precompiled Headers
    - Output Files
    - Browse Information
    - Advanced
    - All Options
    - Command Line
  - Linker
  - Manifest Tool
  - XML Document Generator
  - Browse Information
  - Build Events
  - Custom Build Step
  - Code Analysis

<b>Additional Include Directories</b>	c:/data/poco/Foundation/include;c:/data/poco/Net/include
Additional #using Directories	
Debug Information Format	<different options>
Common Language RunTime Support	
Consume Windows Runtime Extension	
Suppress Startup Banner	Yes (/nologo)
Warning Level	Level3 (/W3)
Treat Warnings As Errors	No (/WX-)
SDL checks	Yes (/sdl)
Multi-processor Compilation	

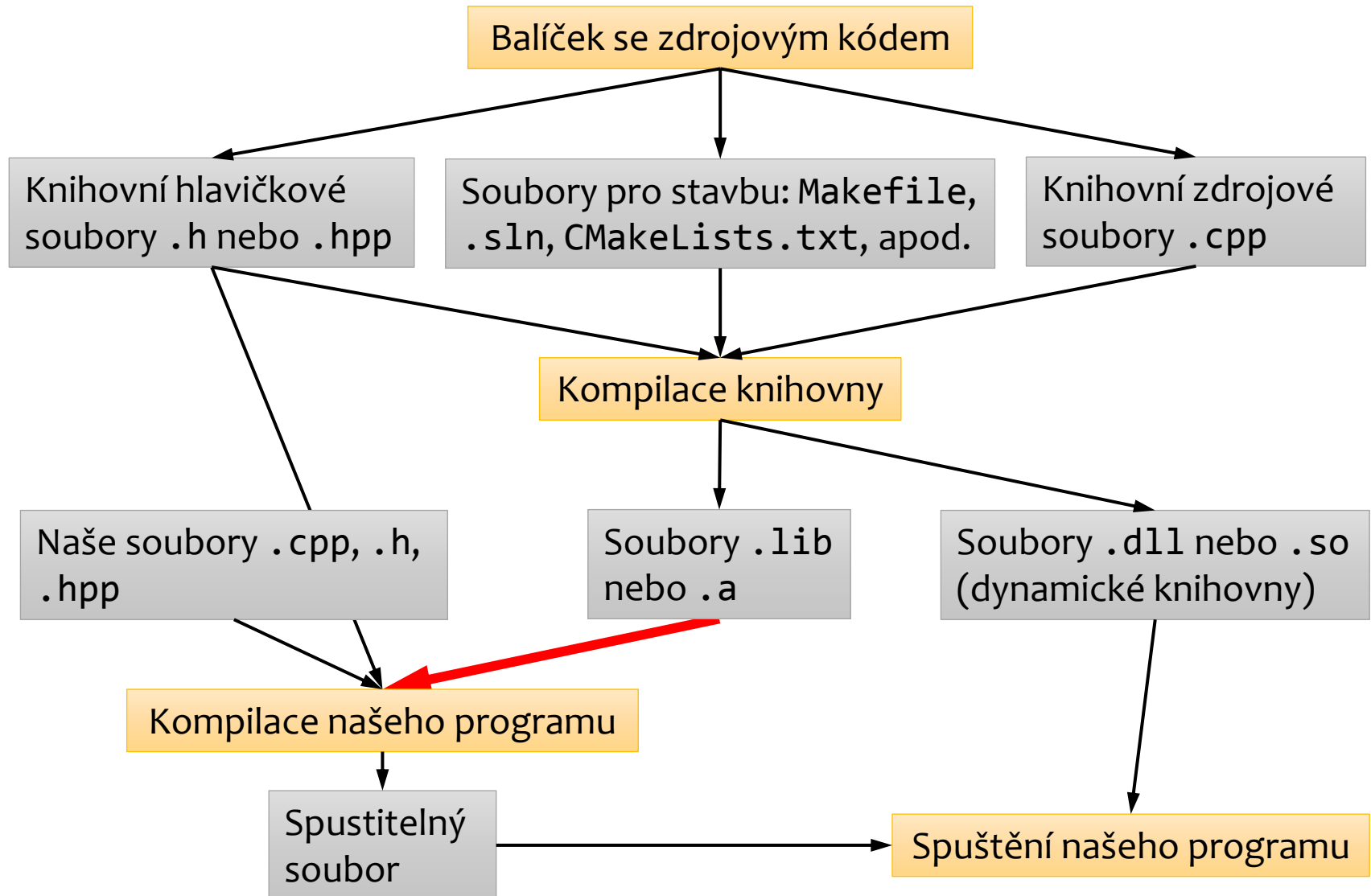
C/C++ > General > Additional Include Directories  
 c:/data/poco/Foundation/include  
 c:/data/poco/Net/include

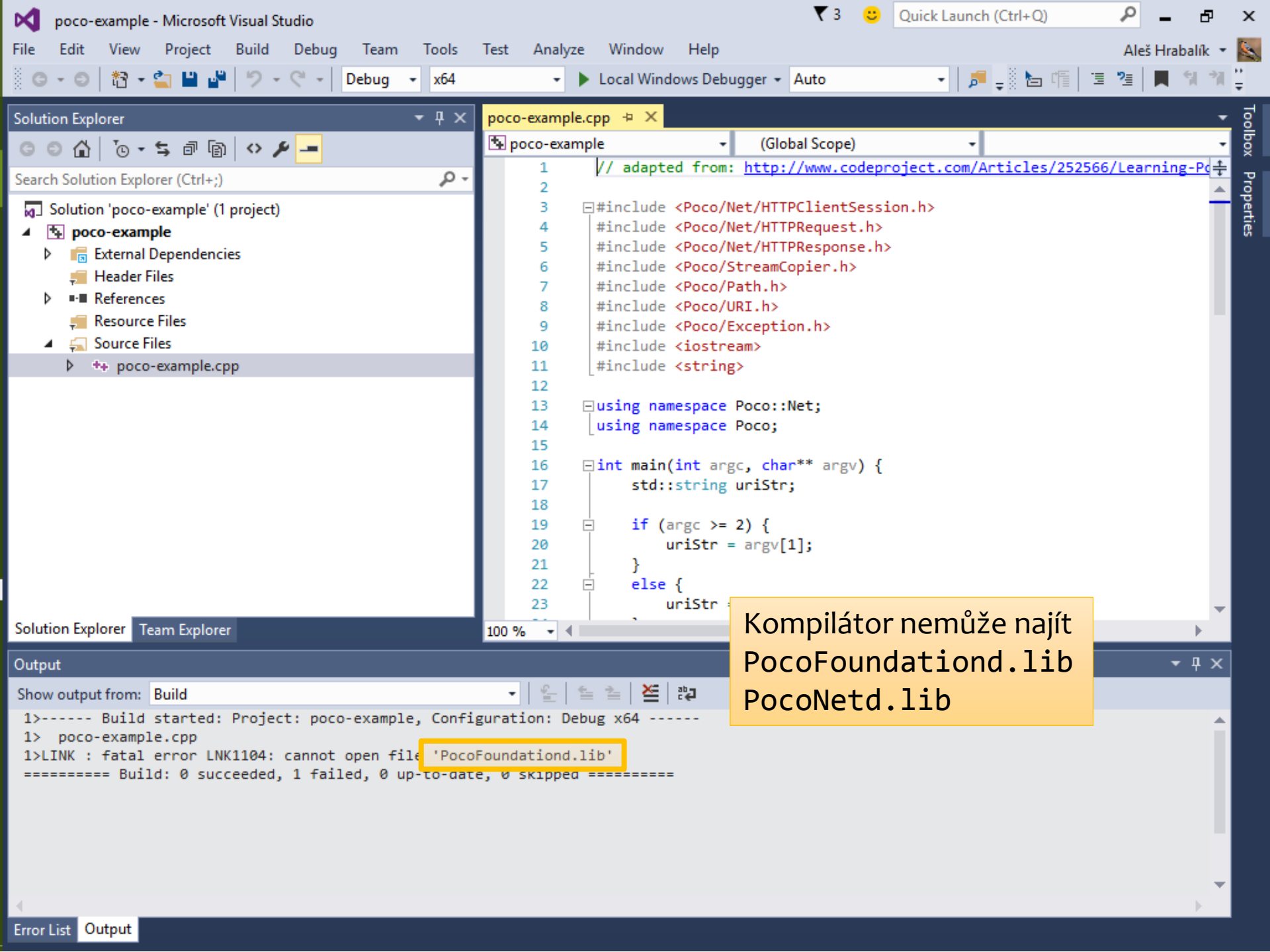
**Additional Include Directories**

Specifies one or more directories to add to the include path; separate with semi-colons if more than one. (/I[path])

OK Cancel Apply

# Práce s knihovnou





Solution Explorer

Search Solution Explorer (Ctrl+;)

- Solution 'poco-example' (1 project)
  - poco-example
    - External Dependencies
    - Header Files
    - References
    - Resource Files
    - Source Files
      - poco-example.cpp

```
poco-example.cpp (Global Scope)
1 // adapted from: http://www.codeproject.com/Articles/252566/Learning-Pc
2
3 #include <Poco/Net/HTTPClientSession.h>
4 #include <Poco/Net/HTTPRequest.h>
5 #include <Poco/Net/HTTPResponse.h>
6 #include <Poco/StreamCopier.h>
7 #include <Poco/Path.h>
8 #include <Poco/URI.h>
9 #include <Poco/Exception.h>
10 #include <iostream>
11 #include <string>
12
13 using namespace Poco::Net;
14 using namespace Poco;
15
16 int main(int argc, char** argv) {
17     std::string uriStr;
18
19     if (argc >= 2) {
20         uriStr = argv[1];
21     }
22     else {
23         uriStr =

```

Kompilátor nemůže najít  
PocoFoundationd.lib  
PocoNetd.lib

Output

Show output from: Build

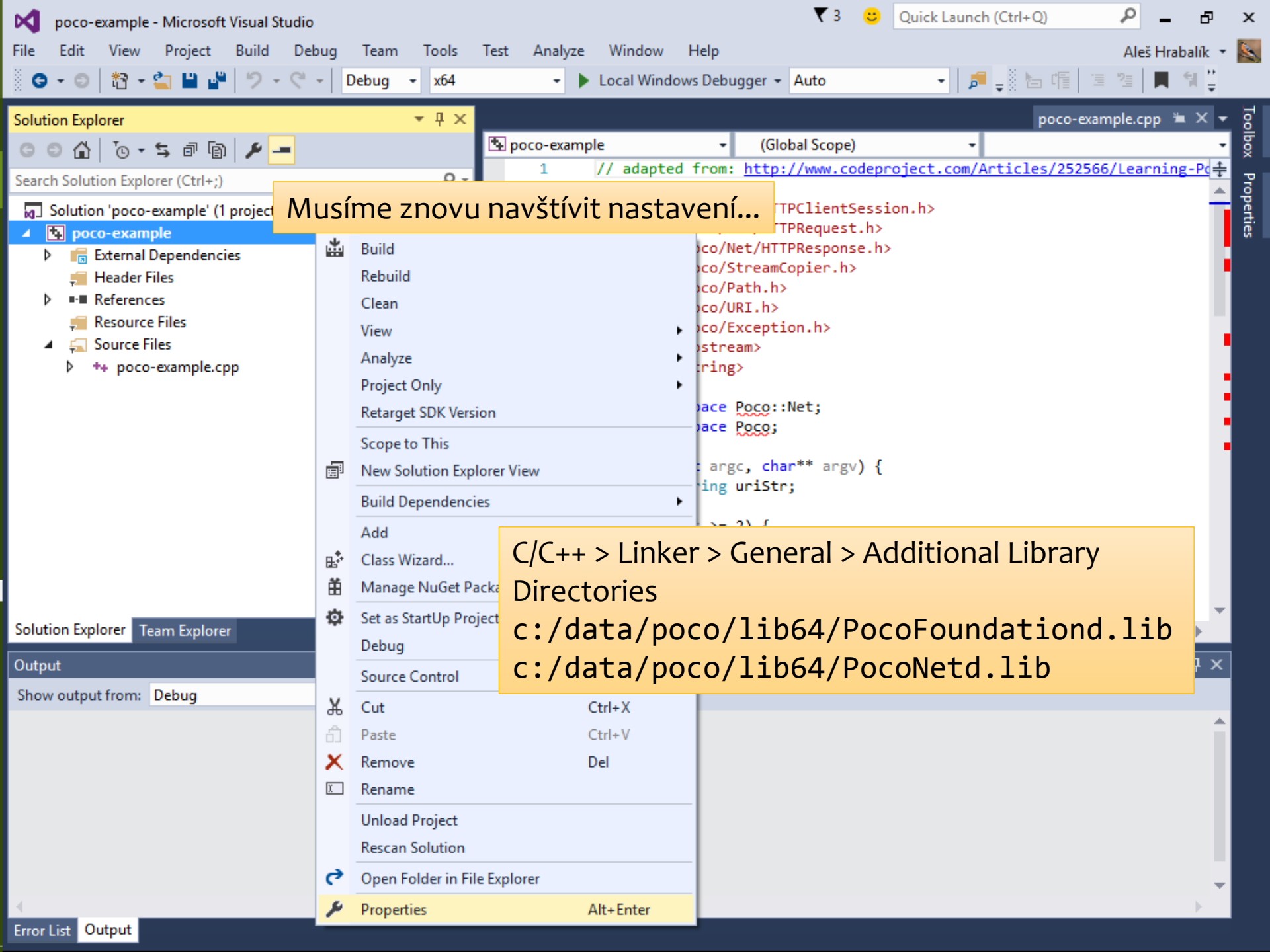
```
1>----- Build started: Project: poco-example, Configuration: Debug x64 -----
1> poco-example.cpp
1>LINK : fatal error LNK1104: cannot open file 'PocoFoundationd.lib'
===== Build: 0 succeeded, 1 failed, 0 up-to-date, 0 skipped =====
```



File Explorer window showing the directory path: This PC > Windows8\_OS (C:) > data > poco > lib64

Name	Date modified	Type	Size
PocoFoundationd.exp	11/4/2015 10:16 AM	Exports Library File	909 KB
PocoFoundationd.lib	11/4/2015 10:16 AM	Object File Library	1,503 KB
PocoNetd.exp	11/4/2015 10:21 AM	Exports Library File	622 KB
PocoNetd.lib	11/4/2015 10:21 AM	Object File Library	988 KB

Tyto soubory jsou v  
c:\data\poco\lib64

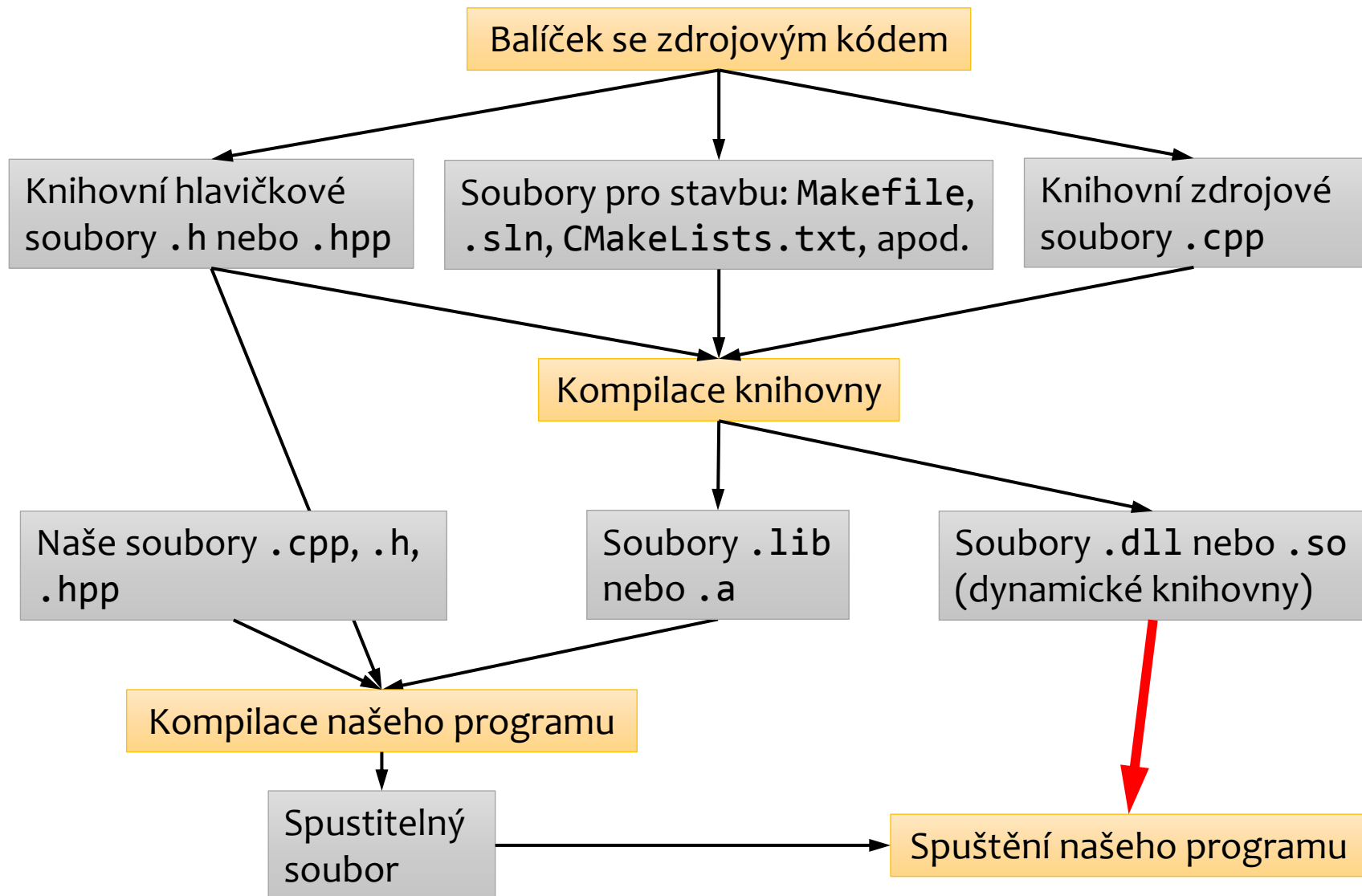


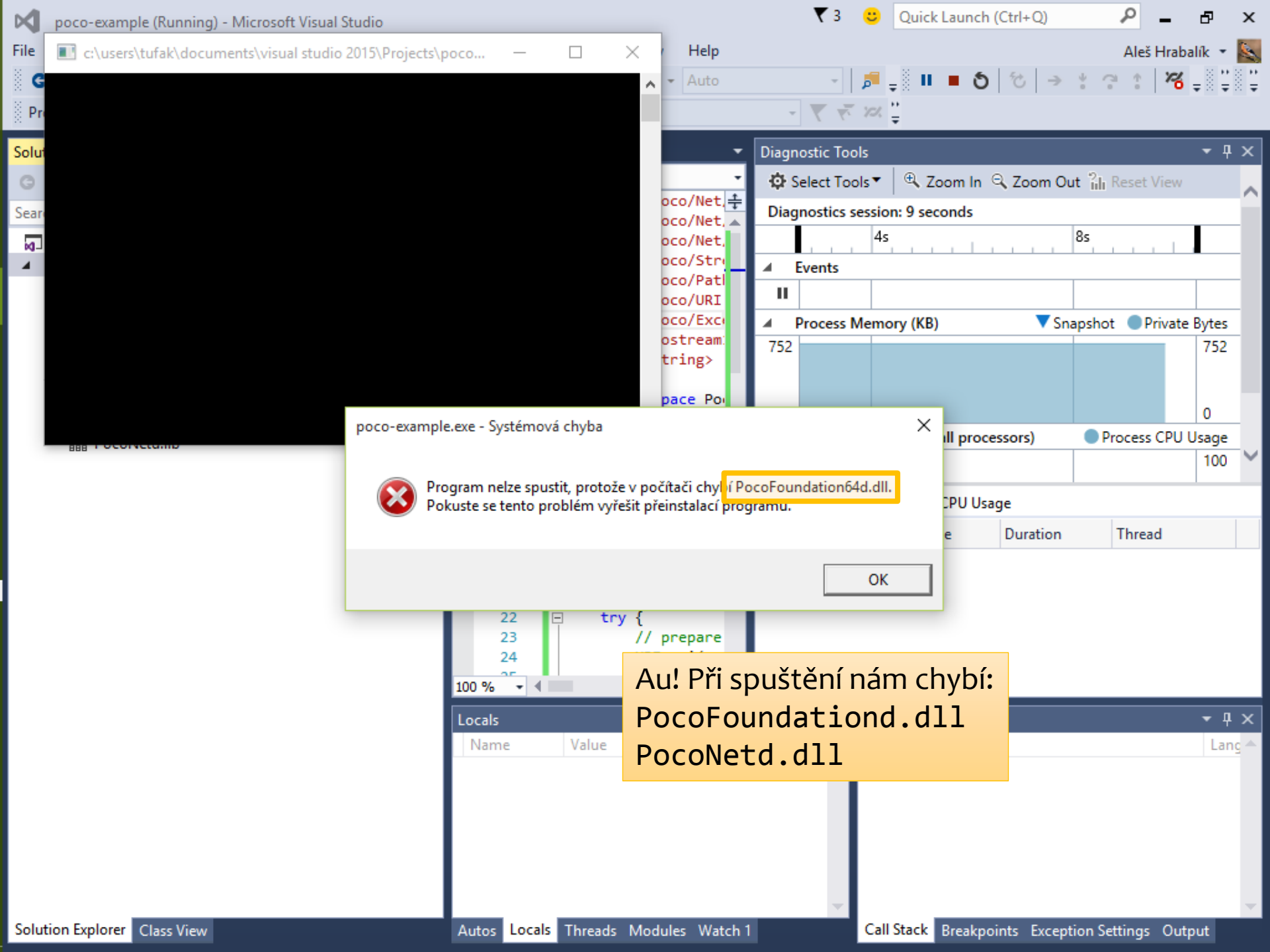
Musíme znovu navštívit nastavení...

C/C++ > Linker > General > Additional Library Directories  
c:/data/poco/lib64/PocoFoundationd.lib  
c:/data/poco/lib64/PocoNetd.lib



# Práce s knihovnou





poco-example.exe - Systémová chyba



Program nelze spustit, protože v počítači chybí PocoFoundation64d.dll.  
Pokuste se tento problém vyřešit přeinstalací programu.

OK

Au! Při spuštění nám chybí:  
PocoFoundationd.dll  
PocoNetd.dll



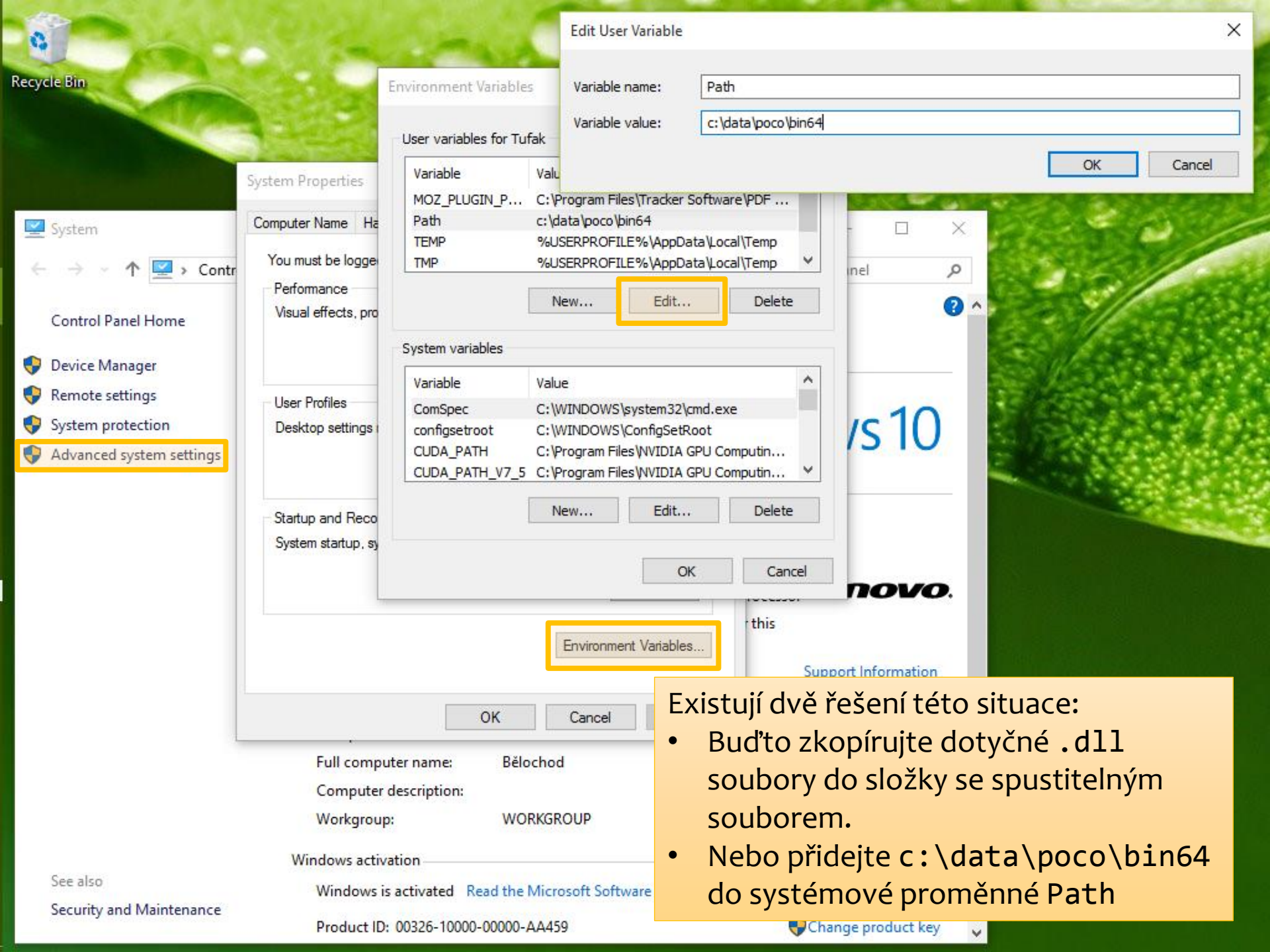
Recycle Bin

The screenshot shows a Windows File Explorer window titled "bin64". The address bar indicates the path: "This PC > Windows8\_OS (C:) > data > poco > bin64". The left sidebar shows the navigation pane with "Windows8\_OS (C:)" selected. The main pane displays a list of files with columns for Name, Date modified, Type, and Size.

Name	Date modified	Type	Size
PocoFoundation64d.dll	11/4/2015 10:16 AM	Application extens...	4,598 KB
PocoFoundation64d.ilc	11/4/2015 10:16 AM	Incremental Linke...	21,151 KB
PocoFoundation64d.pdb	11/4/2015 10:16 AM	Program Debug D...	16,580 KB
PocoNet64d.dll	11/4/2015 10:21 AM	Application extens...	2,409 KB
PocoNet64d.ilc	11/4/2015 10:21 AM	Incremental Linke...	12,800 KB
PocoNet64d.pdb	11/4/2015 10:21 AM	Program Debug D...	10,452 KB

6 items

Tyto soubory jsou v  
c:\data\poco\bin64



Edit User Variable

Variable name:

Path

Variable value:

c:\data\poco\bin64

OK

Cancel

Environment Variables

User variables for Tufak

Variable	Value
MOZ_PLUGIN_P...	C:\Program Files\Tracker Software\PDF ...
Path	c:\data\poco\bin64
TEMP	%USERPROFILE%\AppData\Local\Temp
TMP	%USERPROFILE%\AppData\Local\Temp

New...

Edit...

Delete

System variables

Variable	Value
ComSpec	C:\WINDOWS\system32\cmd.exe
configsetroot	C:\WINDOWS\ConfigSetRoot
CUDA_PATH	C:\Program Files\NVIDIA GPU Computin...
CUDA_PATH_V7_5	C:\Program Files\NVIDIA GPU Computin...

New...

Edit...

Delete

OK

Cancel

Environment Variables...

OK

Cancel

Full computer name: Bělochod

Computer description:

Workgroup: WORKGROUP

Windows activation

Windows is activated [Read the Microsoft Software](#)

Product ID: 00326-10000-00000-AA459

[Change product key](#)

Existují dvě řešení této situace:

- Buďto zkopírujte dotyčné .dll soubory do složky se spustitelným souborem.
- Nebo přidejte c:\data\poco\bin64 do systémové proměnné Path





# Knihovna Cinder

- Umožňuje snadný přístup k rozhraním pro grafické a multimediální aplikace.
  - DirectX a OpenGL (rastrová grafika),
  - Cairo (vektorová grafika),
  - Box2D (fyzikální simulace),
  - OpenCV (počítačové vidění).
- Pozor: Cinder je k dispozici pouze pro Windows a Mac.
- Instalace:
  - Stáhněte na [libcinder.org](http://libcinder.org) a rozbalte stažený .zip soubor.
  - V podsložce `samples` jsou umístěny ukázkové příklady.
  - V podsložce `tools` se nachází `TinderBox`, aplikace pro snadné vytvoření nového projektu.



# Download Cinder

## for OS X and Windows.

Cinder is available for OS X and Windows under the BSD License. The latest version is 0.9.0.

[Release Notes](#)

[CINDER FOR OS X](#)

[CINDER FOR VISUAL C++ 2013](#)

[CINDER ON GITHUB](#)

- Cinder je ke stažení na [libcinder.org](https://libcinder.org).
- Zde je také k dispozici dokumentace, ve které naleznete podrobný popis tříd a funkcí, které knihovna poskytuje.

Compressed Folder Tools cinder\_0.8.6\_vc2013

File Home Share View Extract

« Downloads » cinder\_0.8.6\_vc2013.zip » cinder\_0.8.6\_vc2013

Search cinder\_0.8.6\_vc2013

Name	Type	Compressed size	Password ...	Si
blocks	File folder			

cinder

File Home Share View

This PC » Windows8\_OS (C:) » data » cinder

Search cinder

Name	Date modified	Type	Size
blocks	11/4/2015 1:10 PM	File folder	
boost	11/4/2015 1:10 PM	File folder	
vc2013	11/4/2015 1:07 PM	File folder	
README.md	11/4/2015 1:07 PM	MD File	1 KB
Welcome.html	11/4/2015 1:07 PM	Firefox HTML Doc...	2 KB

35% complete

Copying 24,420 items from cinder\_0.8.6\_vc2013 to cinder

35% complete

Speed: 131 KB/s

Name: channel.hpp  
Time remaining: About 23 minutes  
Items remaining: 16,142 (776 MB)

Fewer details

Stažený .zip soubor rozbalte do nějaké složky.

Desktop

Downloads

data

Documents

Windows8\_OS

build-tutorial

Foundation

Net

poco-example

Dropbox

OneDrive

This PC

Desktop

Documents

Downloads

Music

Pictures

Videos

Windows8\_OS (C:)

LENOVO (D:)

Network

13 items 13 items selected 2.33 KB

5 items





Recycle Bin

vc2013

File Home Share view

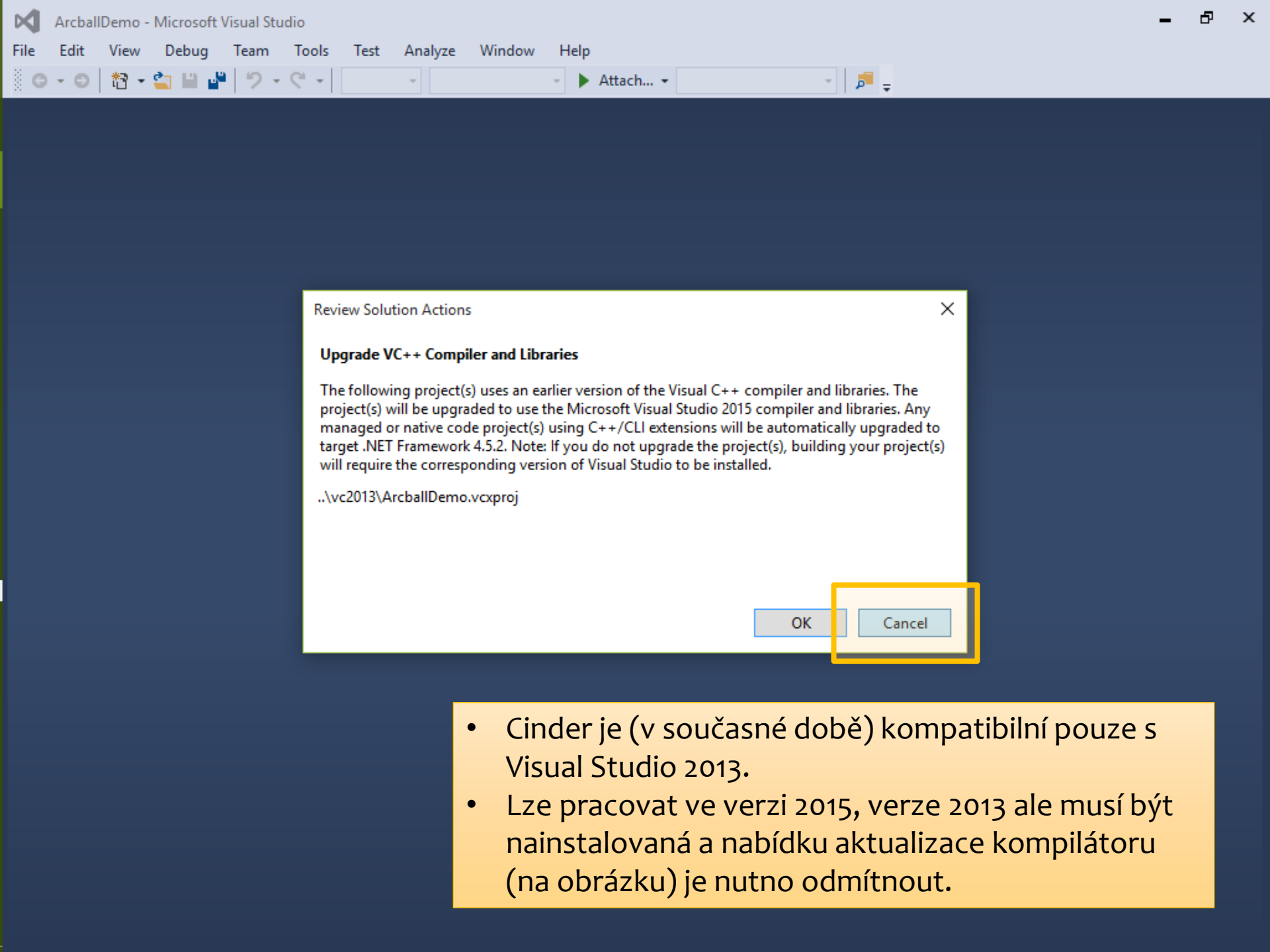
< > << >> < data > > cinder > > samples > > ArcballDemo > > vc2013

Search vc2013

Name	Date modified	Type	Size
ArcballDemo.opensdf	11/4/2015 2:02 PM	OPENSDF File	0 KB
ArcballDemo.sdf	11/4/2015 2:02 PM	SQL Server Comp...	64 KB
ArcballDemo.sln	11/4/2015 1:20 PM	Microsoft Visual S...	1 KB
ArcballDemo.vcxproj	11/4/2015 1:20 PM	VC++ Project	10 KB
ArcballDemo.vcxproj.filters	11/4/2015 1:20 PM	VC++ Project Filte...	1 KB

5 items 1 item selected 916 bytes

V podsložce samples jsou umístěny ukázkové příklady, předem připravený projekt pro Visual Studio je vždy ve složce vc2013.



### Review Solution Actions

#### Upgrade VC++ Compiler and Libraries

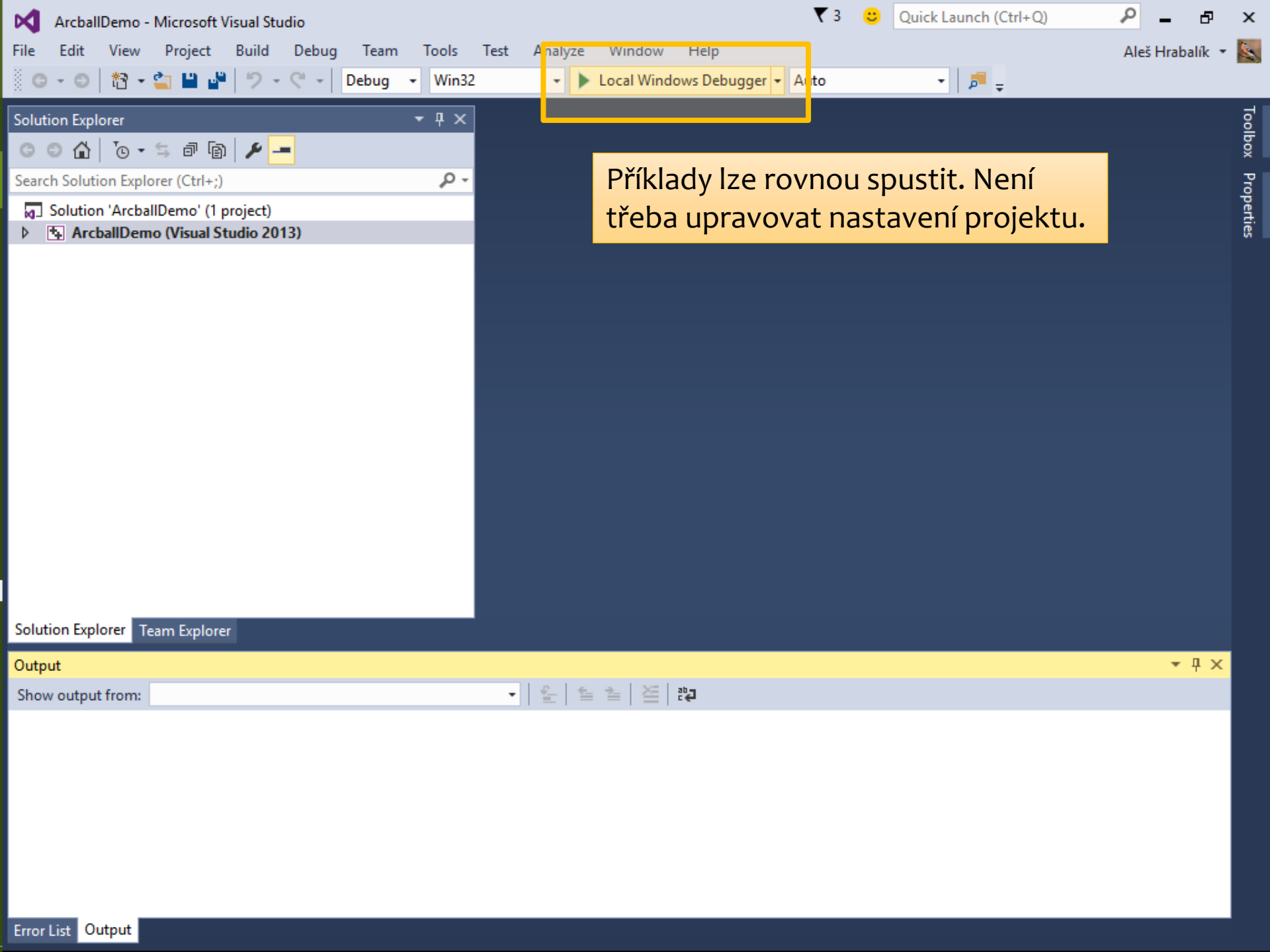
The following project(s) uses an earlier version of the Visual C++ compiler and libraries. The project(s) will be upgraded to use the Microsoft Visual Studio 2015 compiler and libraries. Any managed or native code project(s) using C++/CLI extensions will be automatically upgraded to target .NET Framework 4.5.2. Note: If you do not upgrade the project(s), building your project(s) will require the corresponding version of Visual Studio to be installed.

..\vc2013\ArcballDemo.vcxproj

OK

Cancel

- Cinder je (v současné době) kompatibilní pouze s Visual Studio 2013.
- Lze pracovat ve verzi 2015, verze 2013 ale musí být nainstalovaná a nabídku aktualizace kompilátoru (na obrázku) je nutno odmítnout.



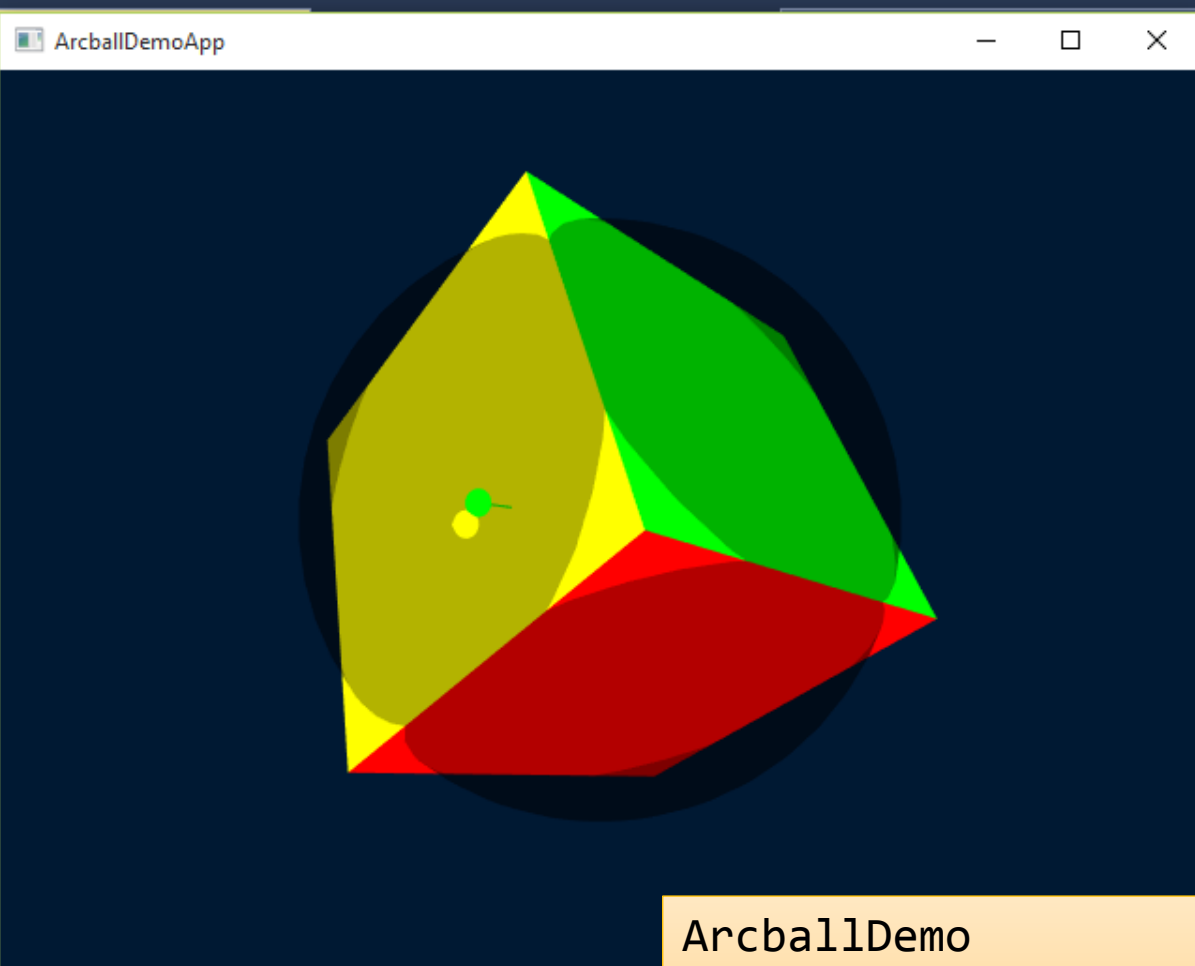
Příklady lze rovnou spustit. Není třeba upravovat nastavení projektu.

Solution Explorer

Search Solution Explorer (Ctrl+;)

Solution 'ArcballDemo' (1 project)

- ArcballDemo (Visual Studio)



Output Window

1:24min

Snapshot Private Bytes

22
0

Process CPU Usage

100
-----

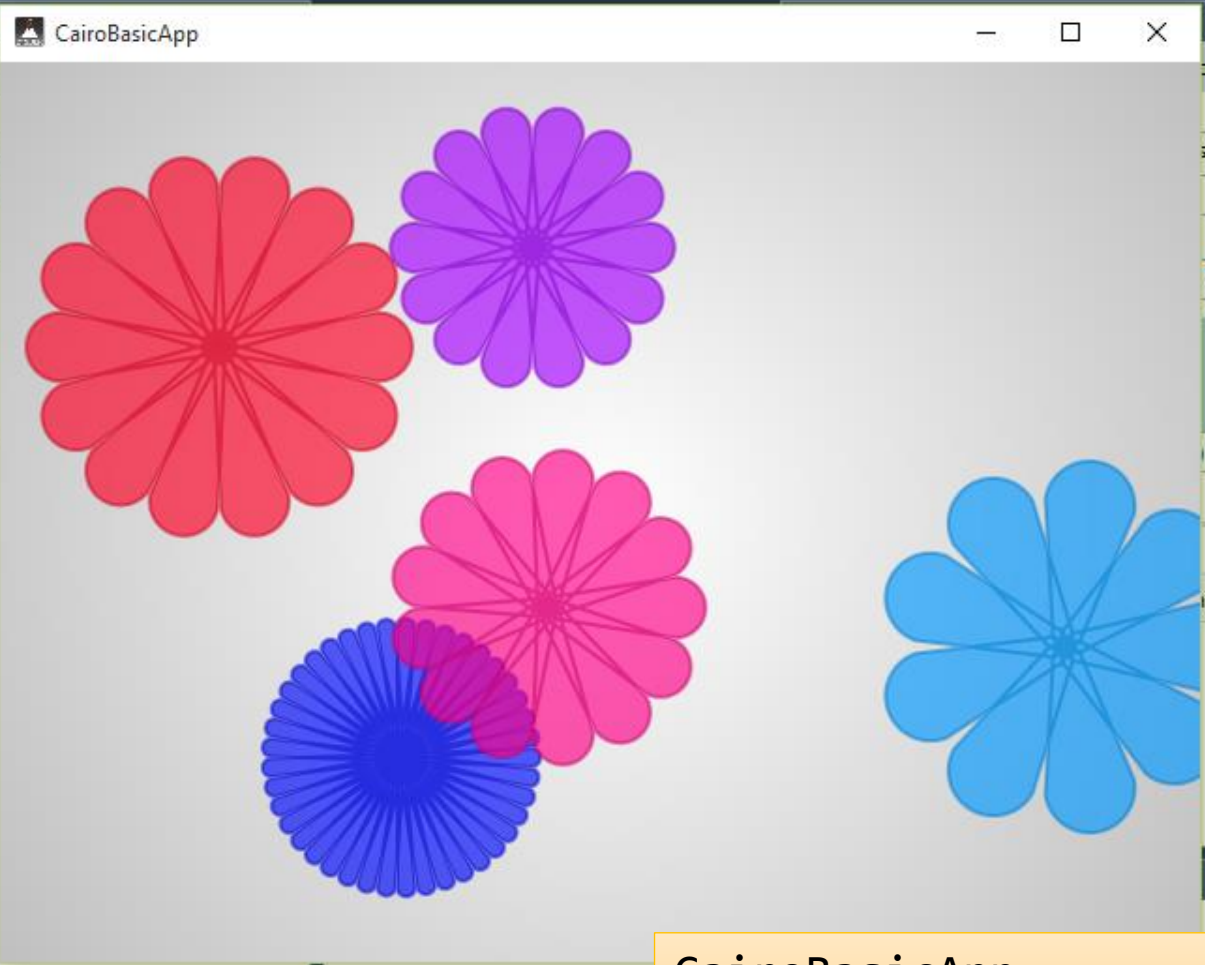
- ArcballDemo
- přístup k OpenGL
  - rasterizovaná grafika
  - ovládání 3D pohledu tažením myši

Solution Explorer

Search Solution Explorer (Ctrl+;)

Solution 'CairoBasic' (1 proje

- ▶ CairoBasic (Visual Studio
  - ▶ Blocks
  - ▶ External Dependencies
  - ▶ Header Files
  - ▶ References
  - ▶ Resource Files
  - ▶ Source Files
    - ▶ CairoBasicApp.cpp



Output Window

Reset View

Snapshot Private Bytes

5
0


Process CPU Usage

100
-----

CairoBasicApp

- vektorová grafika
- program reaguje na kliknutí myši





FallingGearsApp

Solution Explorer

Class View

Autos Locals Threads Modules Watch 1

Call Stack Breakpoints Exception Settings Output

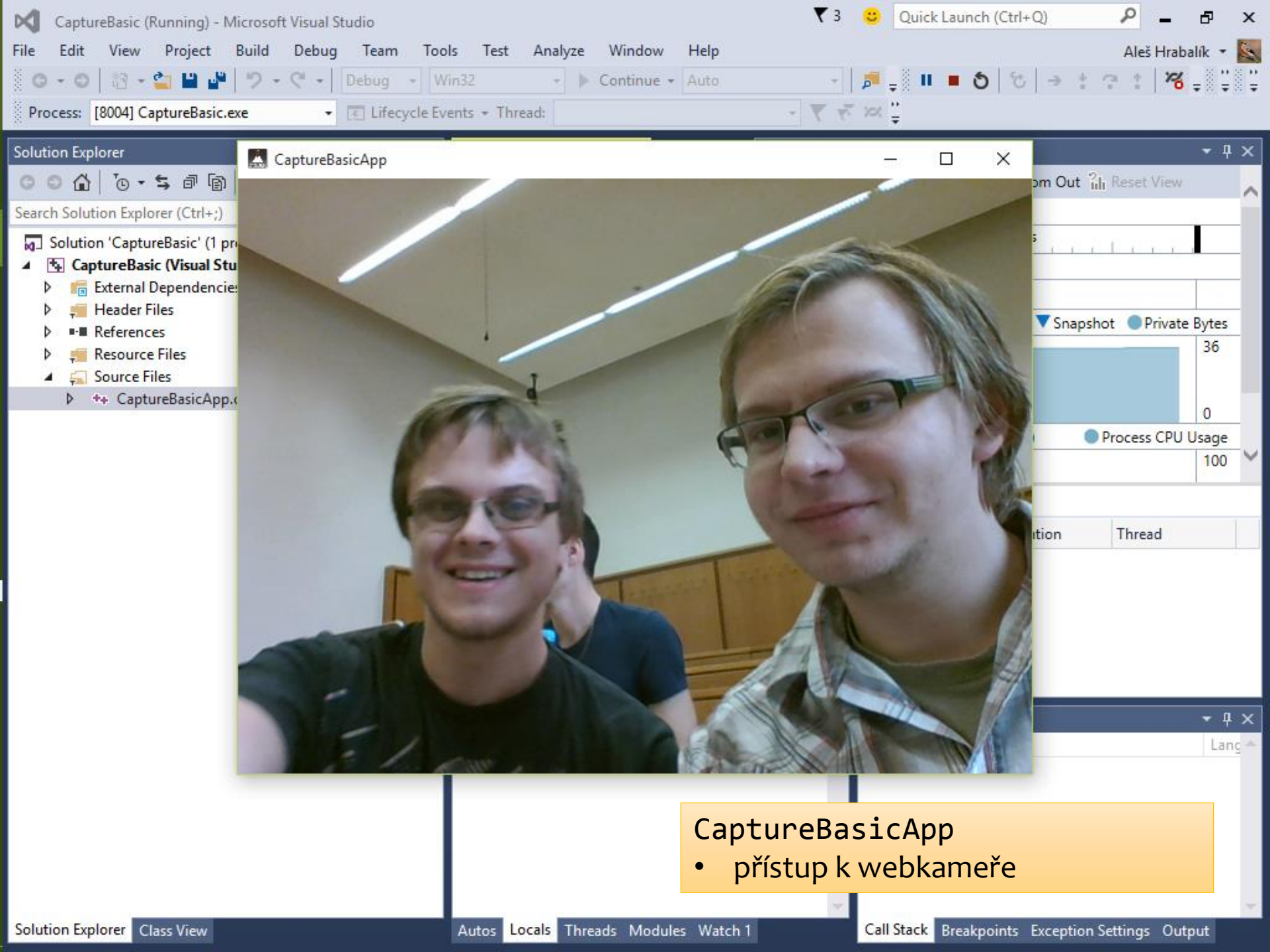
Output window showing memory usage:

Memory Usage	43
Memory Usage	0
Memory Usage	100

Language: Lang

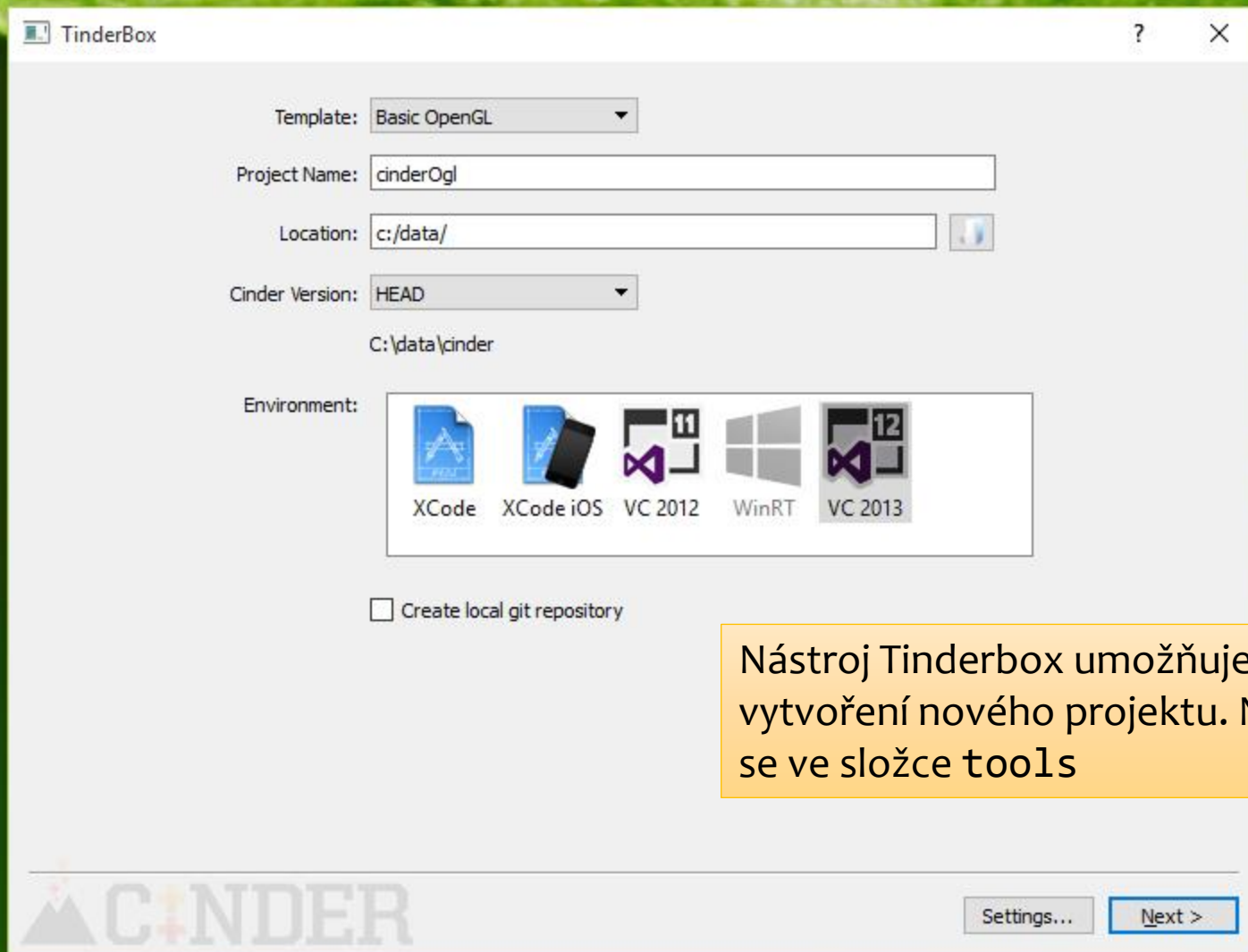
FalingGearsApp

- fyzikální simulace
- reaguje na kliknutí a podržení myši



CaptureBasicApp

- přístup k webkameře



Nástroj Tinderbox umožňuje snadné vytvoření nového projektu. Nachází se ve složce tools



Děkuji za pozornost.