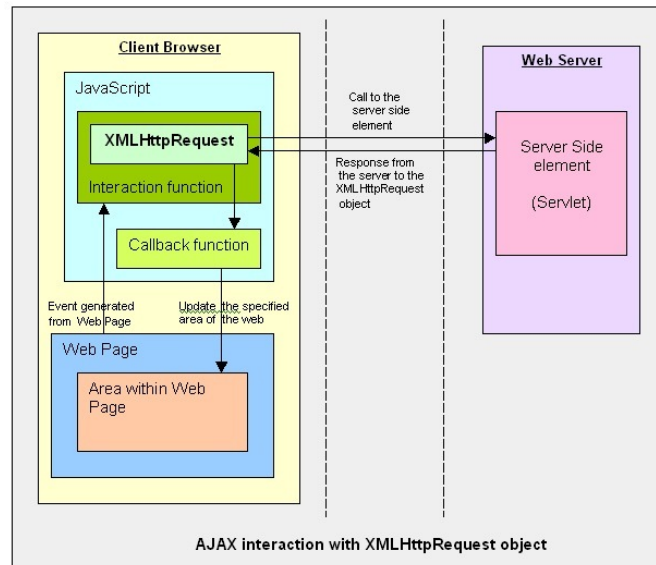


# 1 Basics

## XMLHttpRequest



taken from <https://devcentral.f5.com/articles/social-media-abcs-x-is-for-xmlhttp>

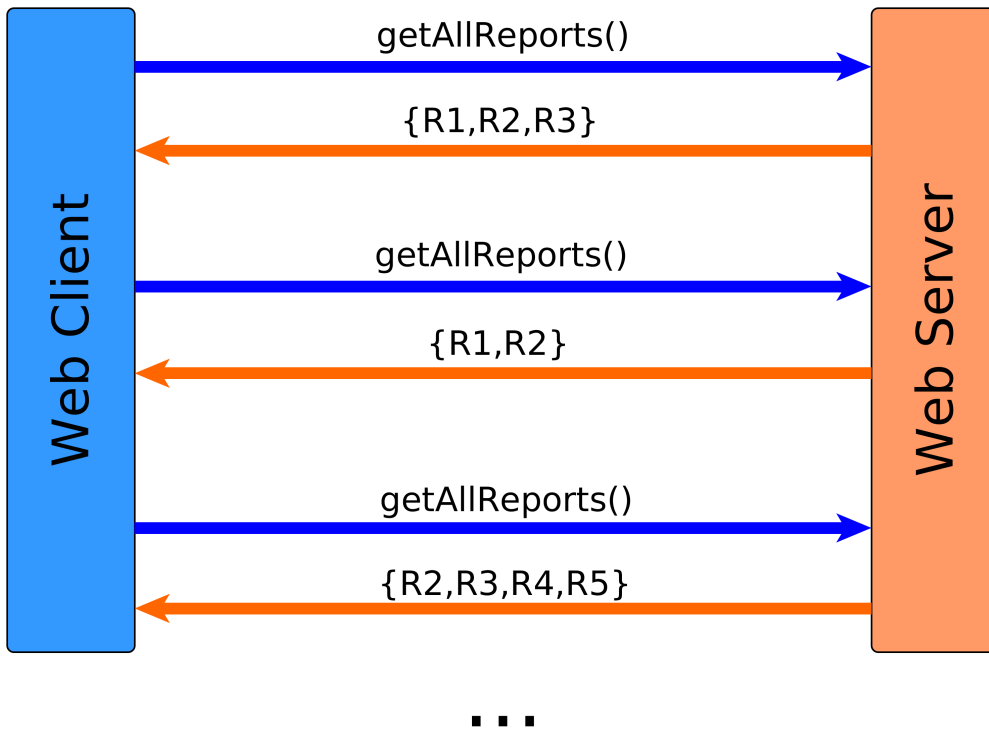
### The Story so Far

- we have learned technologies to create an application on server-side,
- to communicate with a client we use exclusively the HTTP(S) protocol, typically through REST.

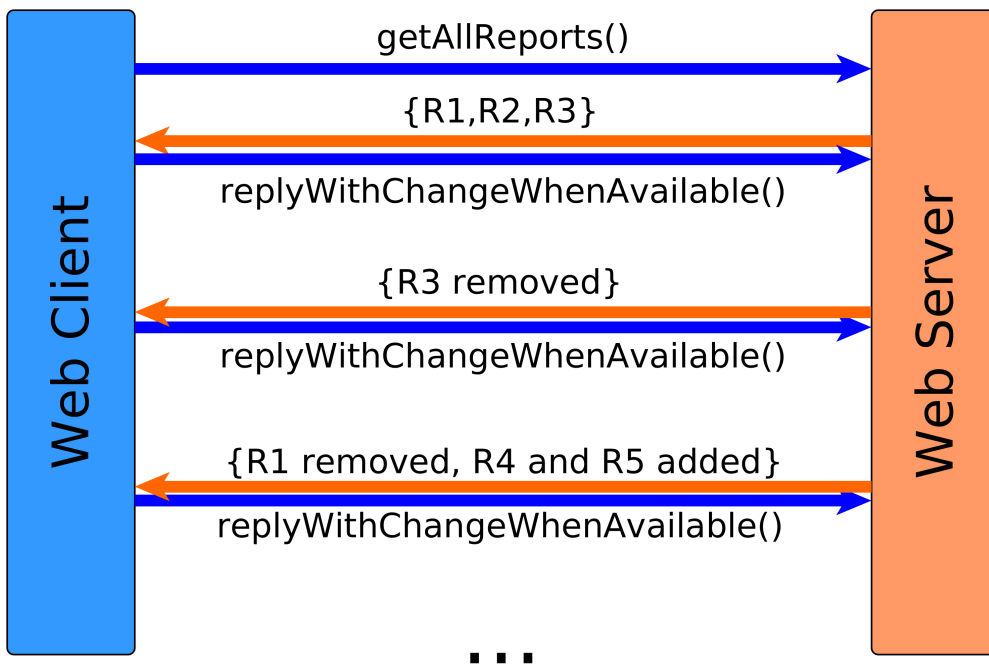
### Problem

What to do when new data on server appear and the client does not know ?

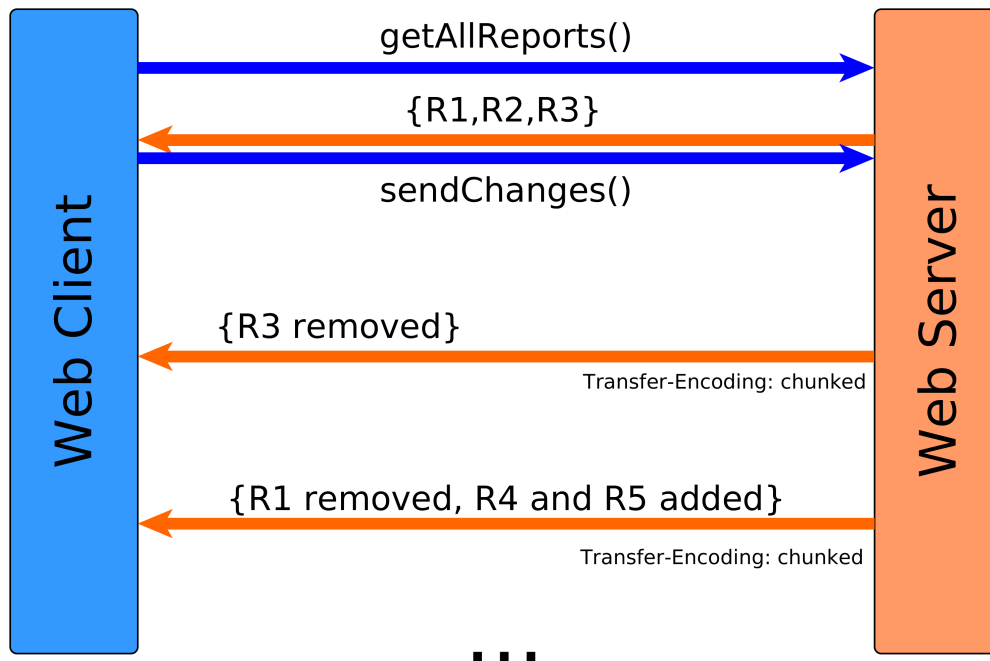
### Simple Solution Using HTTP



**Better Solution Using HTTP – AJAX push (Long Poll)**



### Better Solution Using HTTP – AJAX push (Streaming)



### ... but Still Not Perfect

- the client has to create a new HTTP connection for each communication type (getReports, getUsers, chat)
- HTTP headers have to be sent forth and back for each client side
- the client has to understand/parse low-level HTTP chunks

### WebSockets

represent a systematic solution to HTTP client-server peculiarities and provides a symmetric model for client-server communication.

### Web Socket vs. HTTP

#### HTTP

- designed for “web pages” not “interactive web applications”
- traditional request-response model
- intensive client-server communication – significant overhead (HTTP headers)

#### Web Sockets

- bi-directional, full-duplex, real-time,
- low-latency client/server communications on top of TCP/IP
- ∈ Java EE 7

## Web Socket Handshake

```
GET ws://server.org/wsendpoint HTTP/1.1
Host: server.org
Connection: Upgrade
Upgrade: websocket
Origin: http://server.org
Sec-WebSocket-Version: 13
Sec-WebSocket-Key: GhkZiCk+0/91FXIbUuRlVQ==
Sec-WebSocket-Extensions: permessage-deflate; client_max_window_bits
```

```
HTTP/1.1 101 Switching Protocols
Upgrade: websocket
Connection: upgrade
Sec-WebSocket-Accept: jpwu9a/SXDrsoRR26Oa3JUEFchY=
Sec-WebSocket-Extensions: permessage-deflate;client_max_window_bits=15
...
```

## 2 Web Sockets in Java

### Java API for WebSocket (JSR-356)

**annotations** on POJOs to interact with WebSocket lifecycle events

**interfaces** to implement to interact with WebSocket lifecycle events

**integration with other Java EE technologies** – EJB, CDI

### JSR-356 Example

```
@ServerEndpoint("/actions")
public class WebSocketServer {

    @OnOpen
    public void open(Session session) { ... }

    @OnClose
    public void close(Session session) { ... }

    @OnError
    public void onError(Throwable error) { ... }

    @OnMessage
    public void handleMessage(String message, Session session) {
        // actual message processing
    }
}
```

## JavaScript Side Example

```
var socket = new WebSocket("ws://server.org/wsendpoint");
socket.onmessage = onMessage;

function onMessage(event) {
  var data = JSON.parse(event.data);
  if (data.action === "addMessage") {
    ...
    // actual message processing
  }
  if (data.action === "removeMessage") {
    ...
    // actual message processing
  }
}
```

## Other Options

- Spring has wide support through custom annotations - spring-websocket module
- ReactJS has react-websocket module (listener to WebSocket Events)

## Sample Application – Chat



<https://goo.gl/MQMWBf>

## Sample Application – Chat Monitoring

- Open Chrome Developer Tools
- Navigate to the web site using Google Chrome
- Open tab “Network” and select the request “actions” (chat)
- Select the subtab “Frames” and you can track the WebSocket communication

## References

**RFC 6455 - The WebSocket Protocol** <https://tools.ietf.org/html/rfc6455>

**JSR 356: Java API for WebSocket** <https://jcp.org/en/jsr/detail?id=356>

**Java EE 7: Building Web Applications with WebSocket, JavaScript and HTML5** <http://www.oracle.com/webfolder/technetwork/tutorials/obe/java/HomeWebSocket/WebsocketHome.html>

**Spring Support for WebSocket** <http://docs.spring.io/spring/docs/current/spring-framework-reference/html/websocket.html>