


Cybernetics and Artificial Intelligence

Introduction into the course

Tomáš Svoboda
2017-02-20



Admin, rules of the game

- $2+2+5+(\sim 35)$ - weekly: 2 hours lectures, 2 computer labs, 5 individual work (reading, coding), ~ 35 wrapping up - preparing for exam. Intensive term work may save time at the end
- <https://cw.fel.cvut.cz/wiki/courses/be5b33kui/start>
 - program
 - grading
 - literature ...

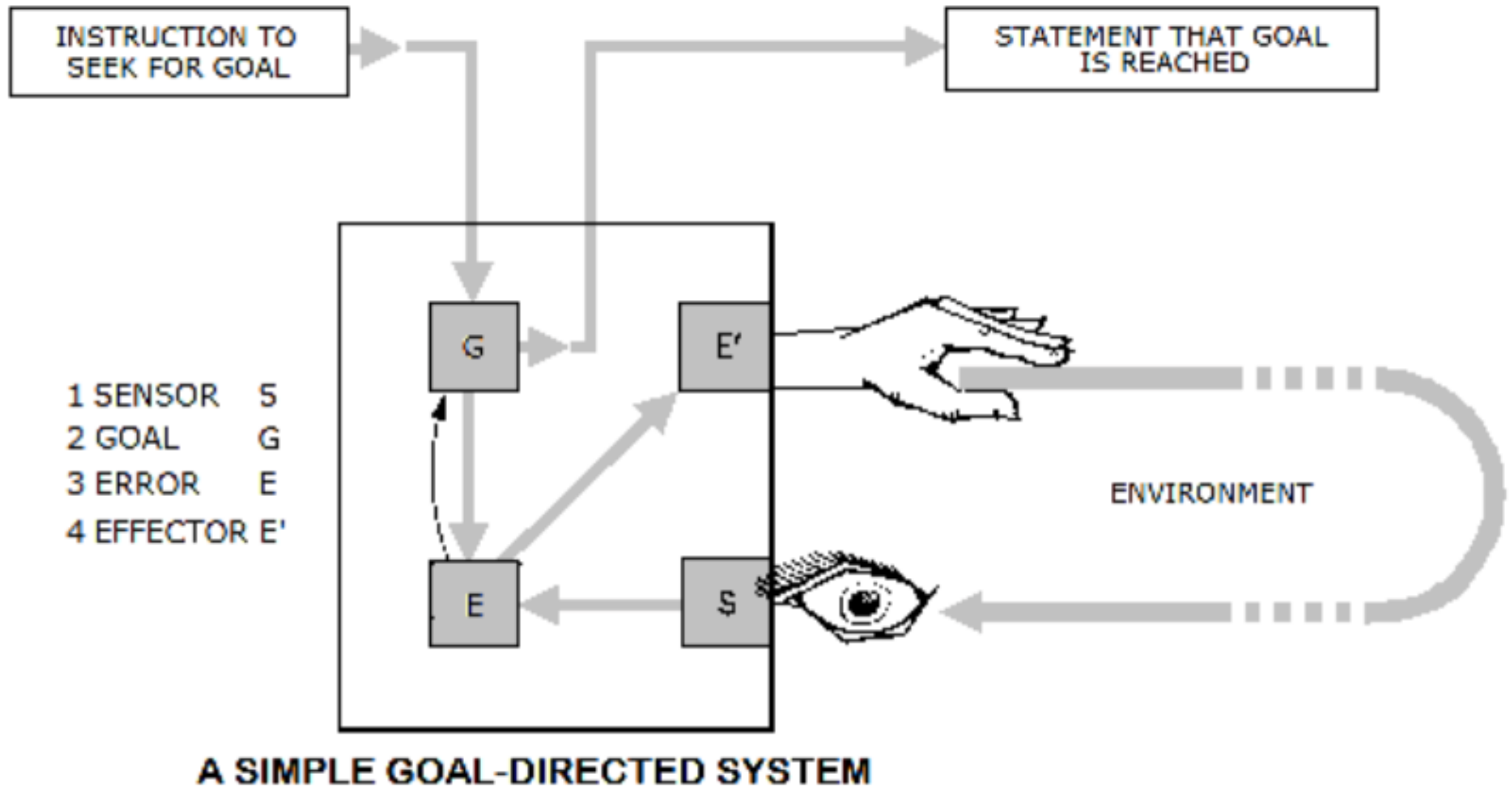
literature, resources

- we recommend a few
- on-line materials abundant - you can find by yourself, responsibility is (always) yours
- ask us if unsure
- we appreciate you recommend new ones

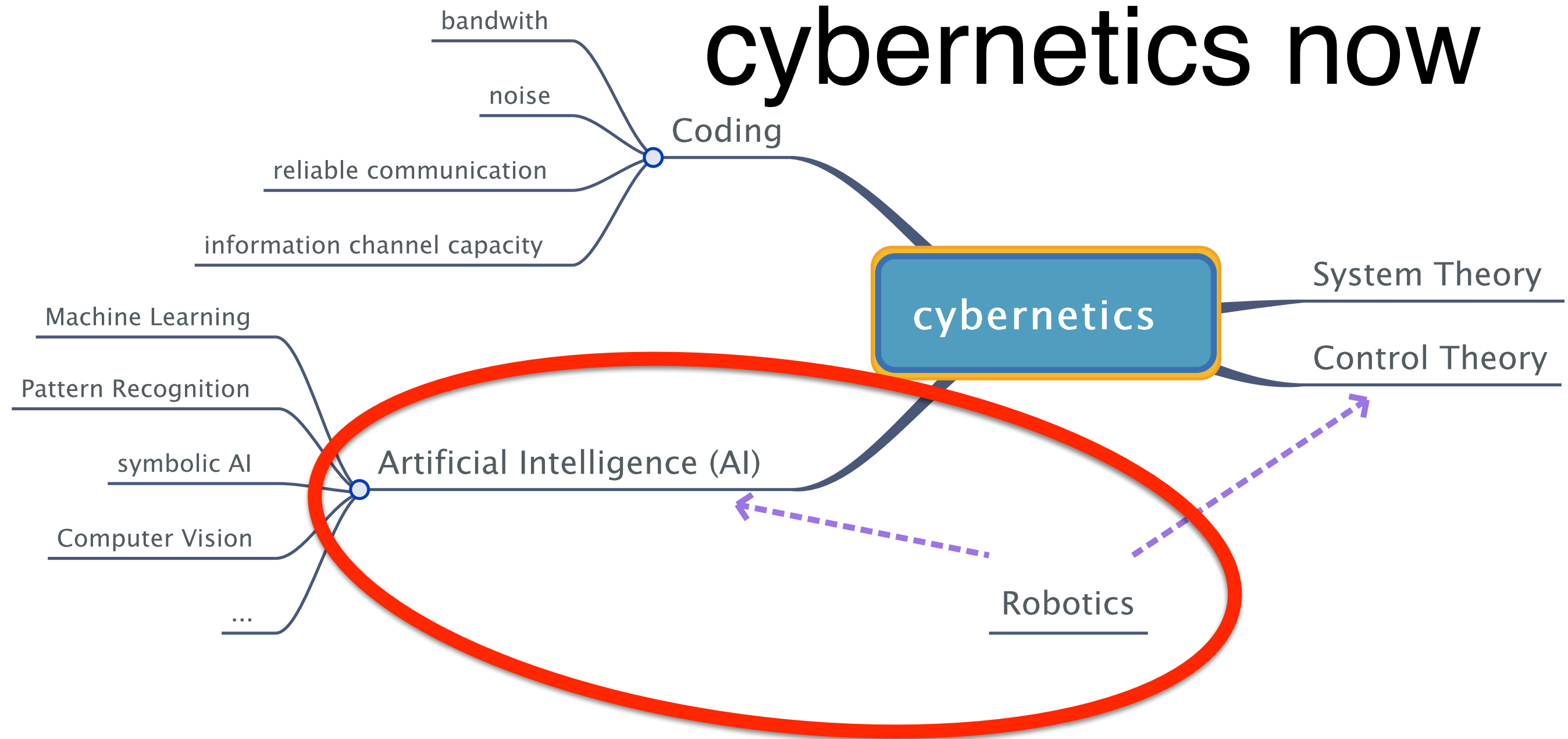
cybernetics and AI

- Norbert Wiener (1948). *Cybernetics: Or Control and Communication in the Animal and the Machine*.
- William Ross Ashby (1956). *An introduction to cybernetics*.
- then development continued but different names/ wording on the two sides of “iron curtain”.
- Pask, Gordon (1972). "Cybernetics". *Encyclopædia Britannica*.

goal-directed system



cybernetics now


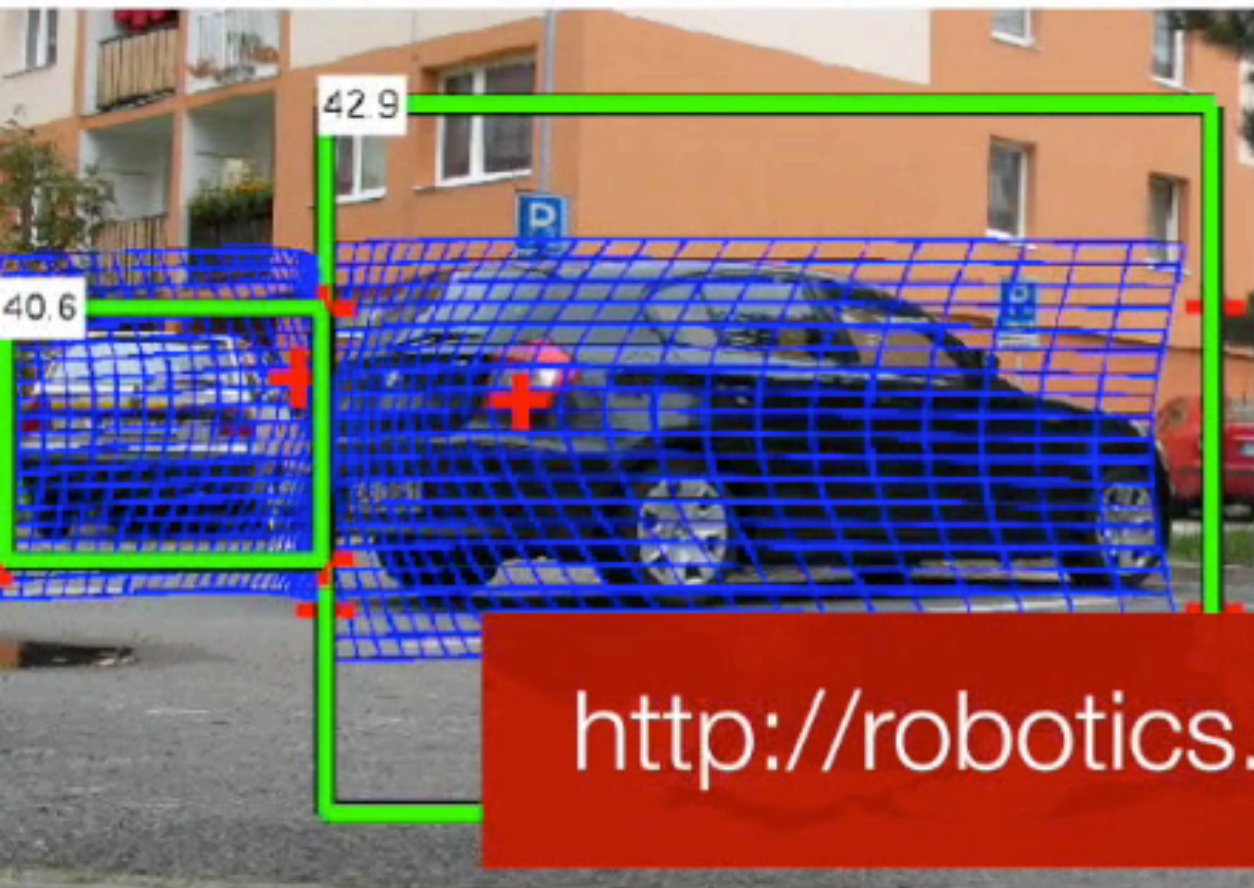



- our motivation from (intelligent) robotics
- yet basic concepts from cybernetics
- modern terminology will be used

problem: machine control in unstructured environment



(our) pictures of the game



<http://robotics.fel.cvut.cz>

essentials - course content

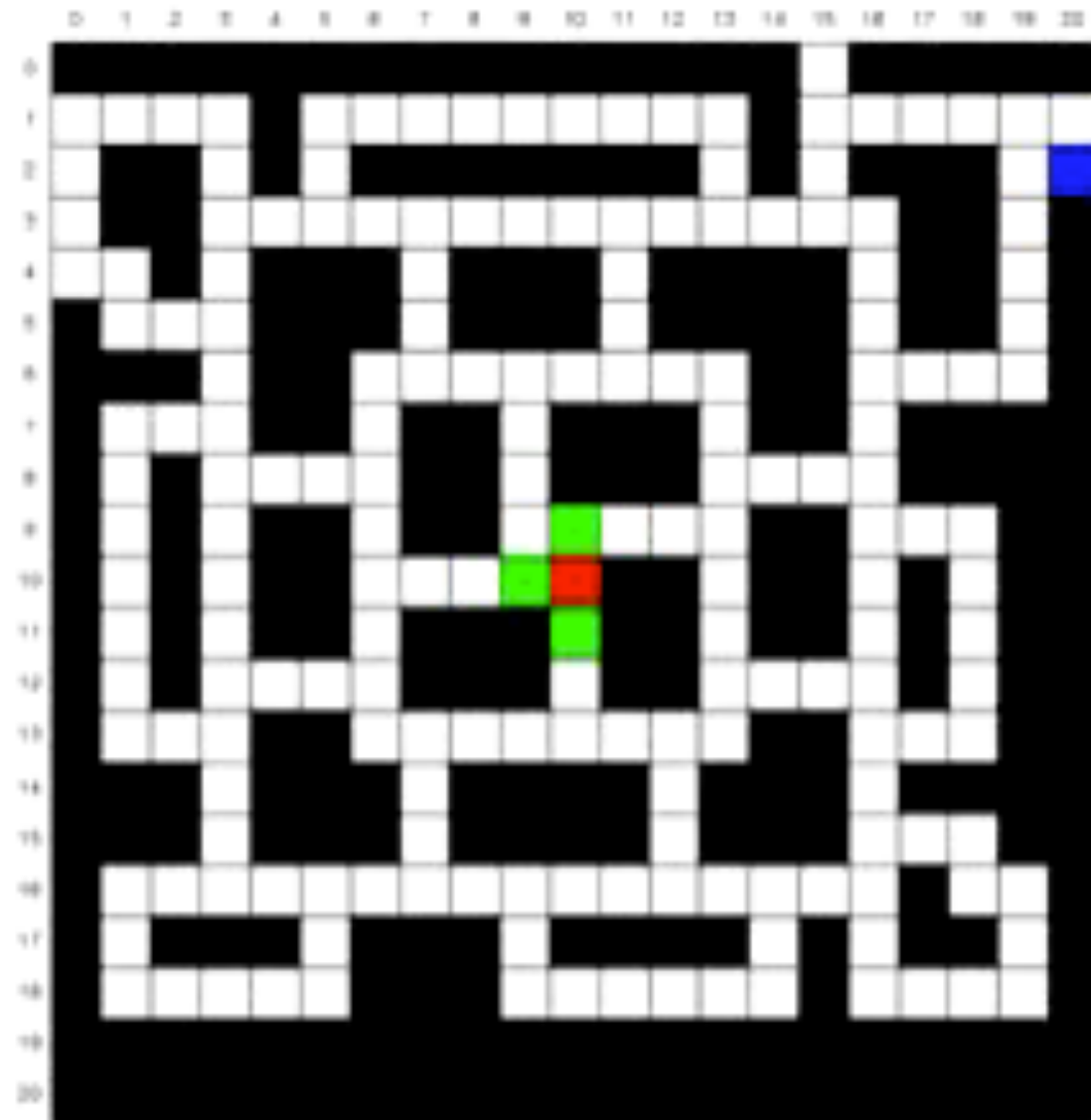
- solving problems by search
- sequential decisions under uncertainty - how to search when actions are unreliable, but known
- reinforcement learning - learning from final successes and failures
- essentials from machine learning - bayesian decisions, classifiers, ...

joint exploration and segmentation



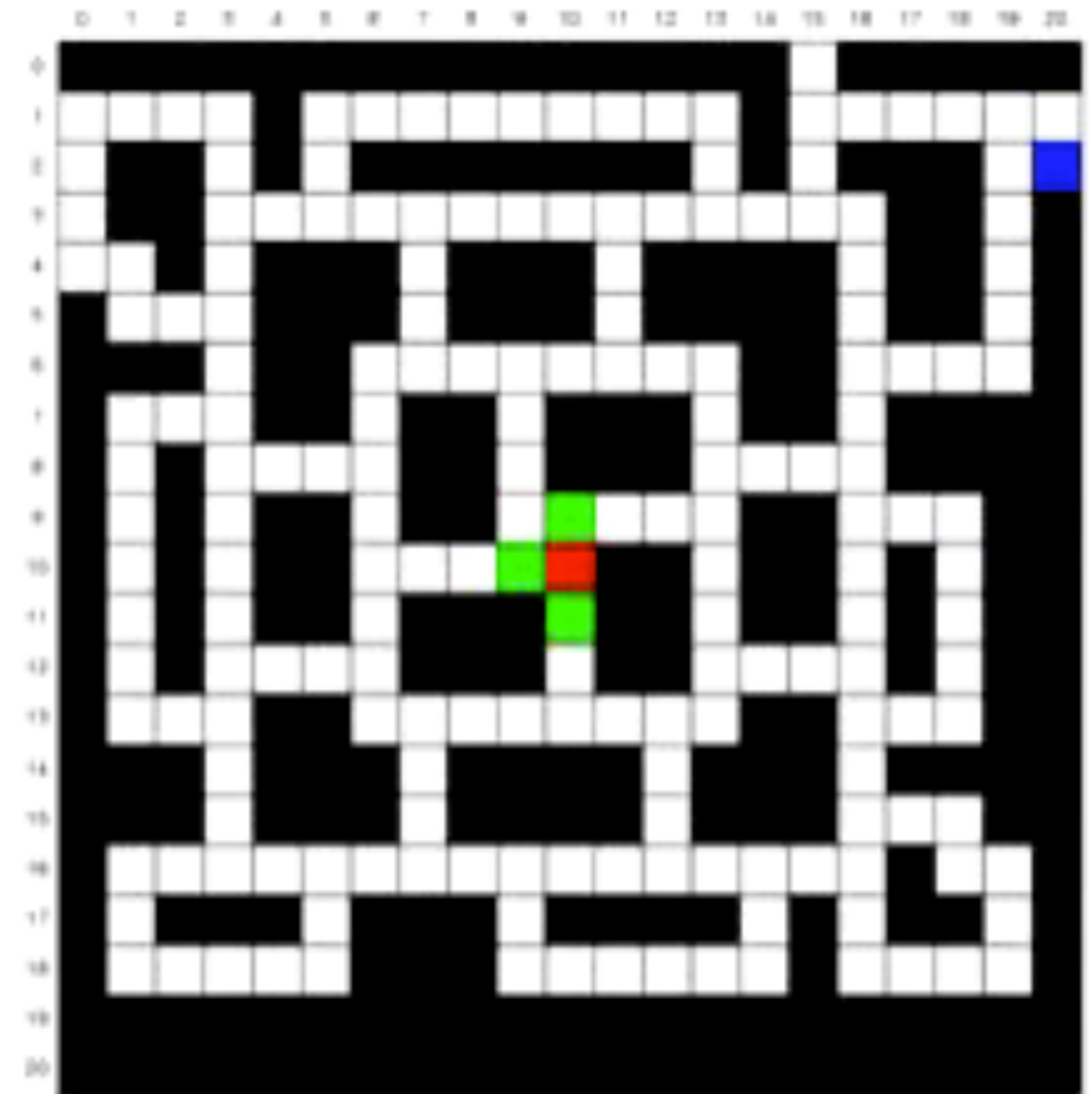
search, ..., and beyond

Expansion step: 501





g - goal the program
g - found dummy path
[1-9] - on steps ahead
S, L - solve to the end

Expansion step: 501



g - goal the program
g - found dummy path
[1-9] - on steps ahead
S, L - solve to the end

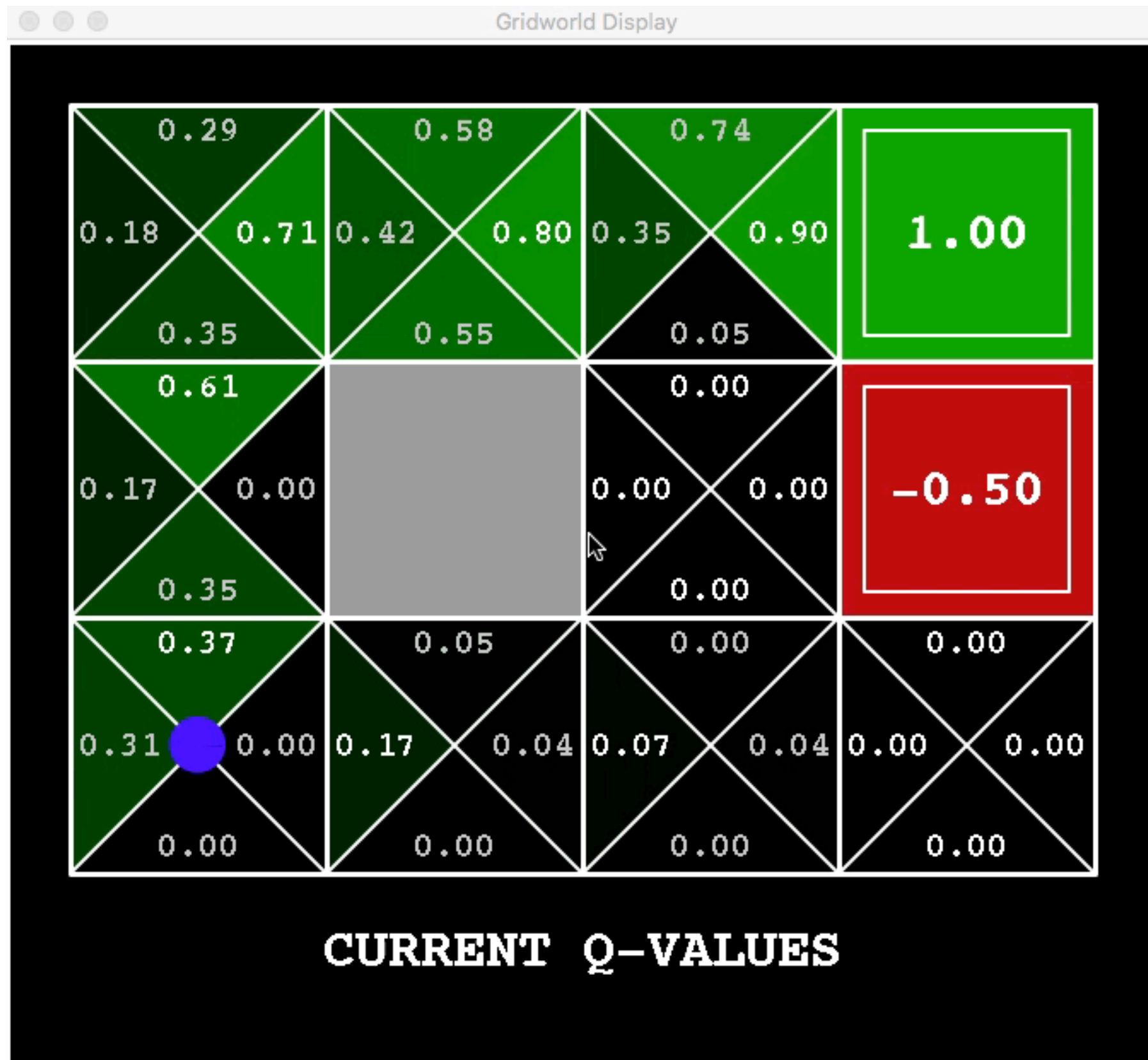
(reinforcement) learning for the robot control



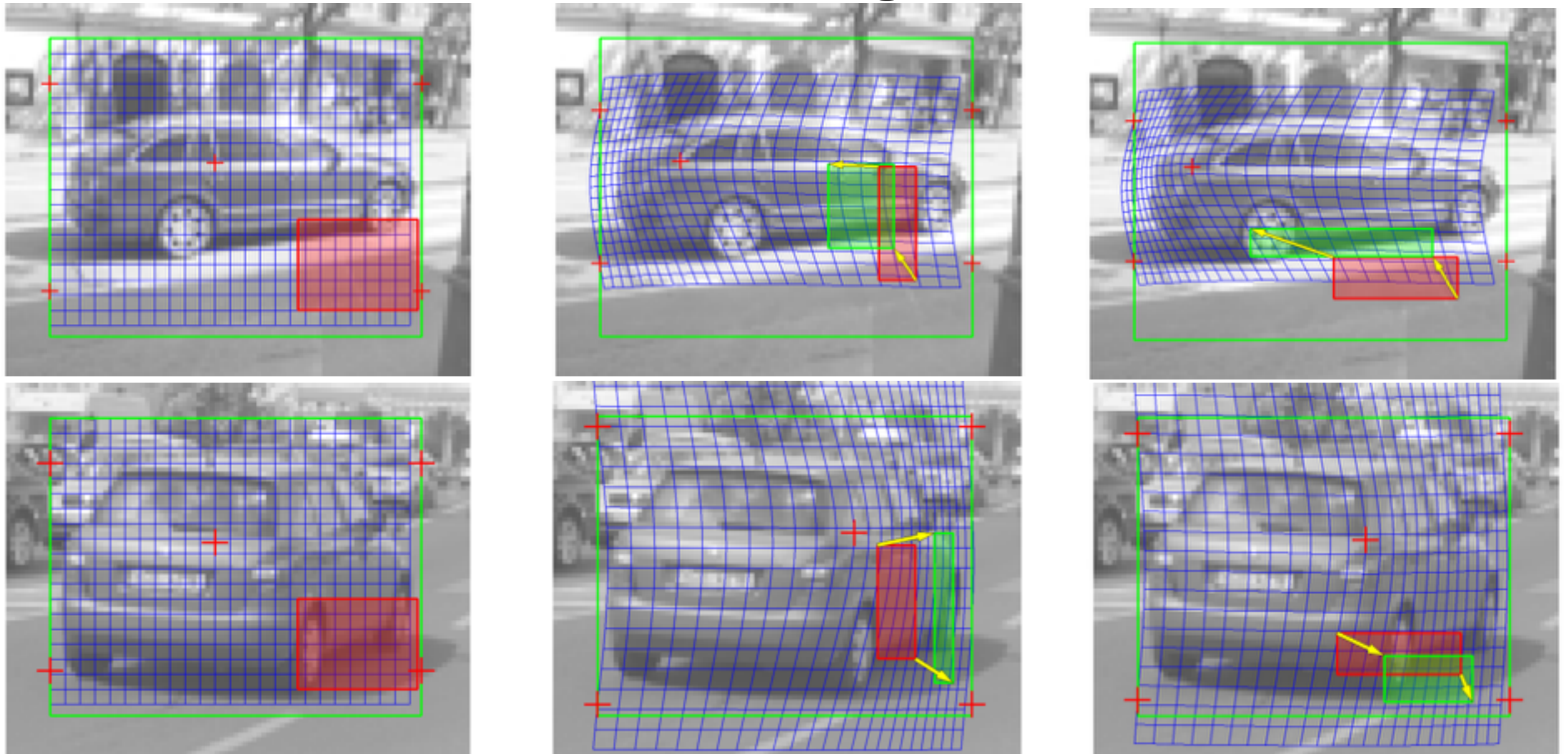
M. Pecka, K. Zimmermann, M. Reinstein, and T. Svoboda. Controlling Robot Morphology from Incomplete Measurements. In *IEEE Transactions on Industrial Electronics*, Feb 2017, Vol 64, Issue: 2, pp. 1773-1782

V. Kubelka, L. Oswald, F. Pomerleau, F. Colas, T. Svoboda, and M. Reinstein. Robust data fusion of multi-modal sensory information for mobile robots. In *Journal of Field Robotics*, June 2015, Vol 32, Issue: 4

reinforcement learning



object detection - deforming for better detection/recognition



K. Zimmermann, D. Hurych, T. Svoboda. Non-Rigid Object Detection with Local Interleaved Sequential Alignment (LISA). In *IEEE Transactions on Pattern Analysis and Machine Intelligence*, April 2014, Vol 36, Issue 4

learning, clasification, ...



x cm	XS (0–100)	S (100–125)	M (125–150)	L (150–175)	XL (175–200)	XXL (200– ∞)	Σ
$P(x \text{male})$	0.05	0.15	0.2	0.25	0.3	0.05	1
$P(x \text{female})$	0.05	0.1	0.3	0.3	0.25	0.0	1

emphasis on problem solving

- (problem) analysis
- formalization
- solution - algorithm
- implementation/computation
- verification/testing

n-1 puzzle



By 15-puzzle.svg: en>User:Booyabazooka *derivative work: Quartl - This file was derived from 15-puzzle.svg:, Public Domain, <https://commons.wikimedia.org/w/index.php?curid=28995093>

8-puzzle

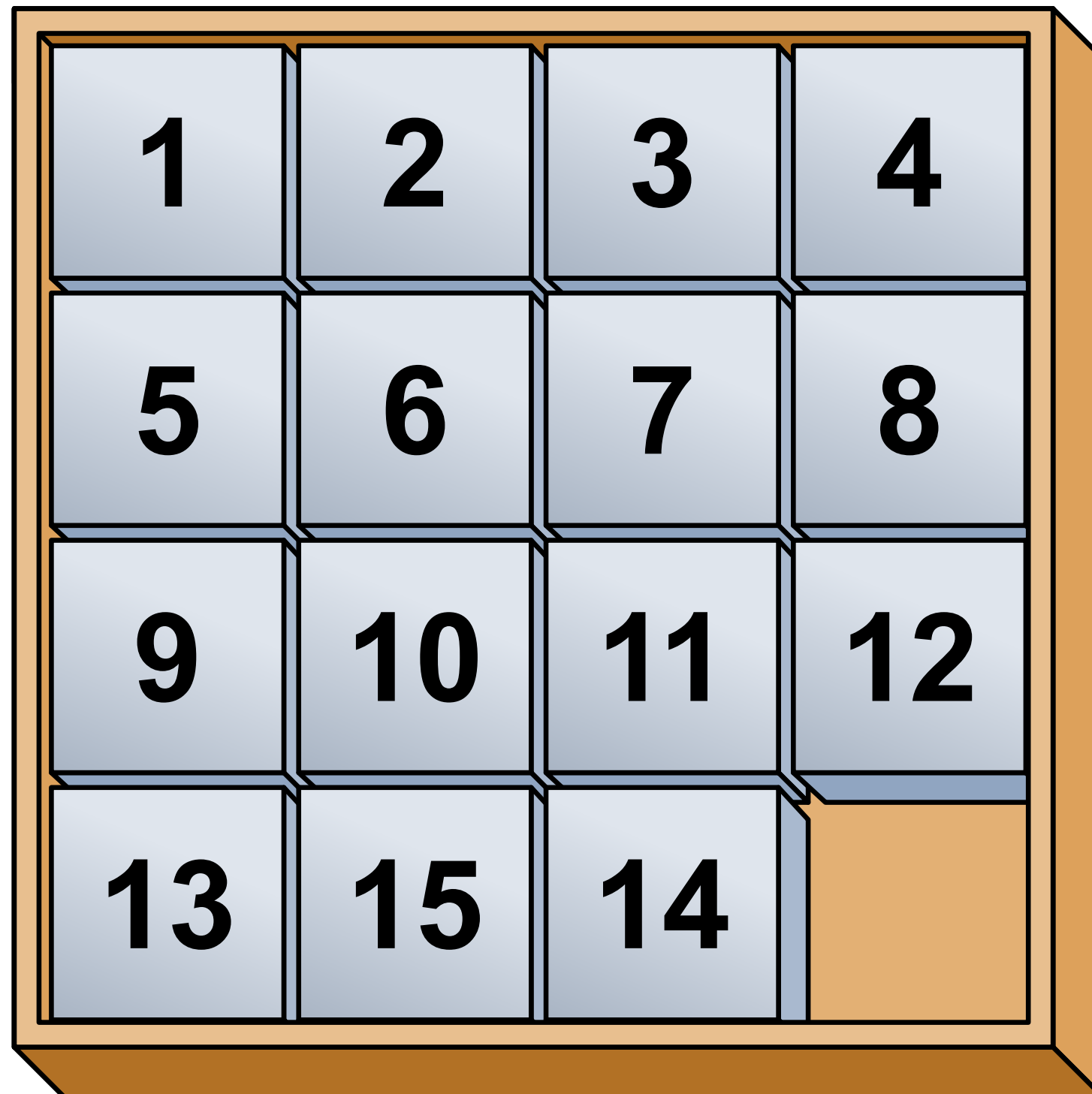
7	2	4
5		6
8	3	1

Start State

	1	2
3	4	5
6	7	8

Goal State

almost(?) there ...



states

- what is the state?
- how many states?
- are all states solvable?
- can we decide before actually solving it?

inversions

12	1	10	2
7	11	4	14
5		9	15
8	13	6	3

fig 4

12	1	10	2	7	11	4	14	5		9	15	8	13	6	3
----	---	----	---	---	----	---	----	---	--	---	----	---	----	---	---

fig 5:
Tiles written in a row

inversion is when a tile precedes another tile with a low number

number of inversions during the search

odd size

<table border="1"><tr><td>7</td><td>1</td><td>2</td></tr><tr><td>5</td><td></td><td>9</td></tr><tr><td>8</td><td>3</td><td>6</td></tr></table> <p><i>11 inversions</i></p>	7	1	2	5		9	8	3	6	goes to	<table border="1"><tr><td>7</td><td>1</td><td>2</td></tr><tr><td>5</td><td>3</td><td>9</td></tr><tr><td>8</td><td></td><td>6</td></tr></table> <p><i>9 inversions</i></p>	7	1	2	5	3	9	8		6
7	1	2																		
5		9																		
8	3	6																		
7	1	2																		
5	3	9																		
8		6																		

- moving left or right does not change #inversions
- moving up or down does (passes even number of tiles)

polarity of inversions (whether is odd or even) is an invariant

invariant for the even sized tile

12	1	10	2
7	11	4	14
5		9	15
8	13	6	3

*49 inversions
blank on even row
from bot*

goes to

12	1	10	2
7		4	14
5	11	9	15
8	13	6	3

*48 inversions
blank on odd row
from bot*

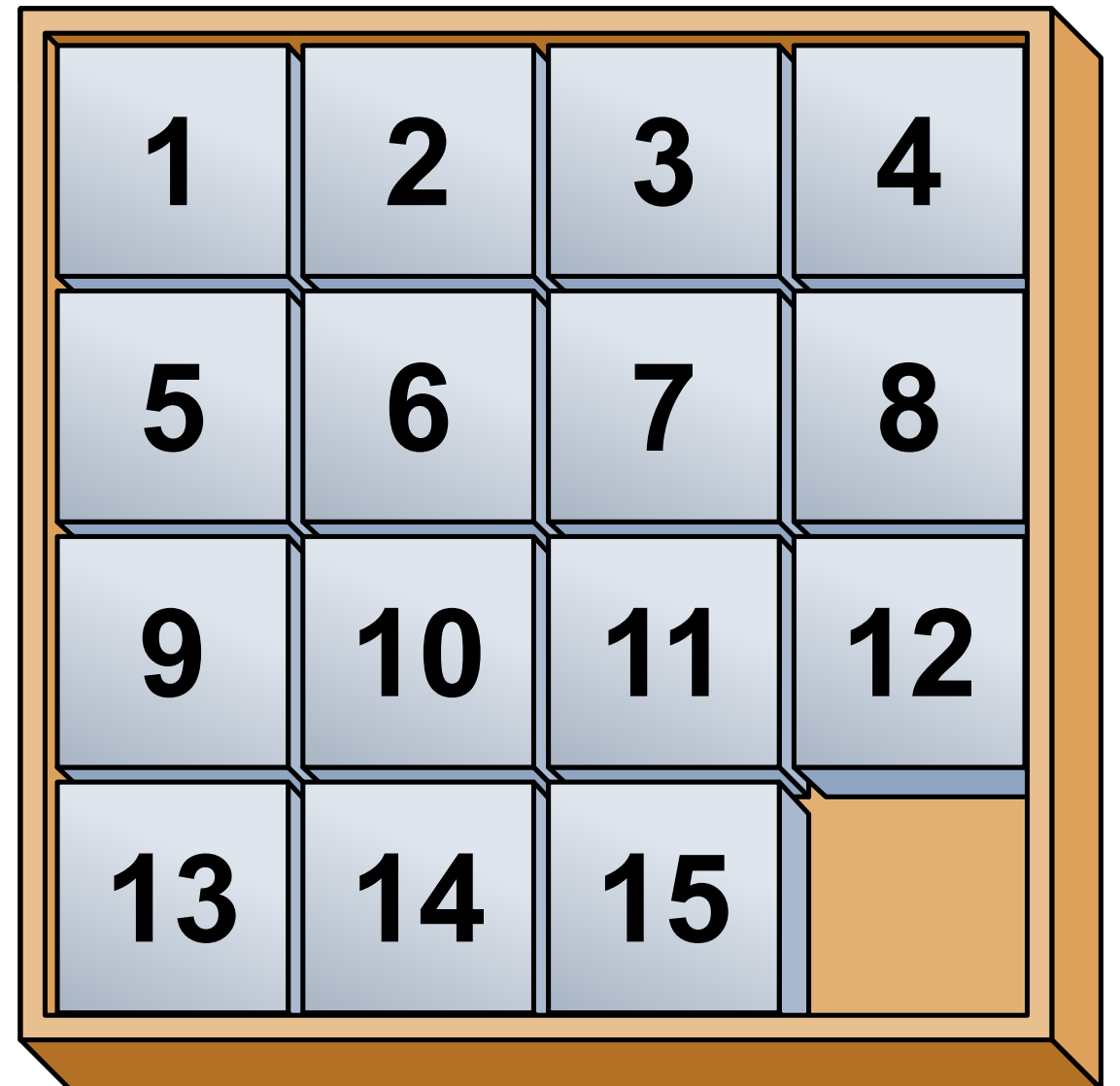
Moving a tile up or down:

- passes and odd number of other tiles
- the row of the blank also changes (from odd to even, or from even to odd)

$(\#inversions \text{ even}) == (\text{blank on odd row from the bottom})$

final states:

	1	2
3	4	5
6	7	8



every solvable state

- If the width is odd, then every solvable state has an even number of inversions.
- If the width is even, then every solvable state has
 - an even number of inversions if the blank is on an odd numbered row counting from the bottom;
 - an odd number of inversions if the blank is on an even numbered row counting from the bottom;