

AE0B17MTB – Matlab

Part #13




Miloslav Čapek

`miloslav.capek@fel.cvut.cz`

Viktor Adler, Pavel Valtr, Filip Kozák

Department of Electromagnetic Field

B2-634, Prague



Learning how to ...

Basics of symbolic math

$$I = \iint_S f(x, y) dS \quad f(x, y) = x + y$$

$$x \in (0, 2),$$

$$y \geq 0 \wedge y \leq 2 - x$$

Higher math

- two different attitudes are distinguished
 - symbolic math
 - numeric math
 - numerical errors
 - possible classification: analytical result in principle enables to get result in infinite number of decimals
- there exist wide range of techniques in Matlab (symbolical as well as numerical)
 - only selected techniques will be covered

Handle functions – revision

- enables indirect function invoking
- reference to the function is stored in handle

```
handle1 = @function_name  
handle2 = @(args) function_name
```

- it is quite powerful tool though a bit more complicated
 - enables to invoke a function from locations where it is not visible to Matlab
 - function handle is a data type in Matlab (see `whos`)

```
>> clear, clc;  
>> doc function_handle  
  
>> fxy = @(x, y) x^2 + y^2 - 5  
>> fxy(2, -2)  
  
>> fcos = @(alpha) cos(alpha)  
>> fcos(pi)
```

Polynomials #1

- representation of polynomials in Matlab

$$P = C_n x^n + C_{n-1} x^{n-1} + \dots + C_1 x + C_0 = [C_n \quad C_{n-1} \quad \dots \quad C_1 \quad C_0]$$

- function `roots` finds roots of a polynomial
- polynomial evaluation: `polyval`

```
>> x = roots([1 0 -1]);
>> x1 = x(1)
>> x2 = x(2)
```

```
>> x = 2
>> p1 = 3*x^5 - 7*x^3 + 1/2*x^2 - 5
>> polyval([3 0 -7 1/2 0 -5], 2)
```

- polynomial multiplication: `conv`

$$A_1 = x - 1$$

$$A_2 = x + 1$$

$$A_1 \cdot A_2 = (x-1) \cdot (x+1) = x^2 - 1$$

```
>> A1 = [1 -1]
>> A2 = [1 1]
>> conv(A1, A2)
% = [1 0 -1]
```

Polynomials #2

- polynomial division: `deconv`

```
>> deconv([1 0 -1], [1 1]) % = [1 -1]
```

$$\frac{x^2 - 1}{x + 1} = \frac{(x - 1) \cdot (x + 1)}{x + 1} = x - 1$$

- other polynomial related functions (selection of some):
 - `residue`: residue of ratio of two polynomials
 - `polyfit`: approximation of data with polynomial of order n
 - `polyint`: polynomial integration
 - `polyder`: polynomial derivative

```
>> S = [1 1];
>> T = polyint(S) % = [0.5 1 0]
>> U = polyder(T) % = S = [1 1]
>> polyder(U) % = 1
```

$$\int (x + 1) dx = \frac{1}{2} x^2 + x$$

$$\frac{d\left(\frac{1}{2} x^2 + x\right)}{dx} = x + 1$$

Polynomials #3

- polynomial multiplication

$$P1 = A + Bx$$

$$P2 = 4x^2 + 2x - 4$$

```
>> syms A B x
>> P1 = A + B*x;           % entering 1. polynomial
>> P2 = 4*x^2 + 2*x - 4;  % 2. polynomial
>> P0 = P1*P2;           % multiplication
>> P = expand(P0)         % expansion
```

- note: function `expand` requires Symbolic Math Toolbox

$x = ? : f(x) == g(x)$

- two functions are given, we want to analytically find out points where these functions are equal to each other

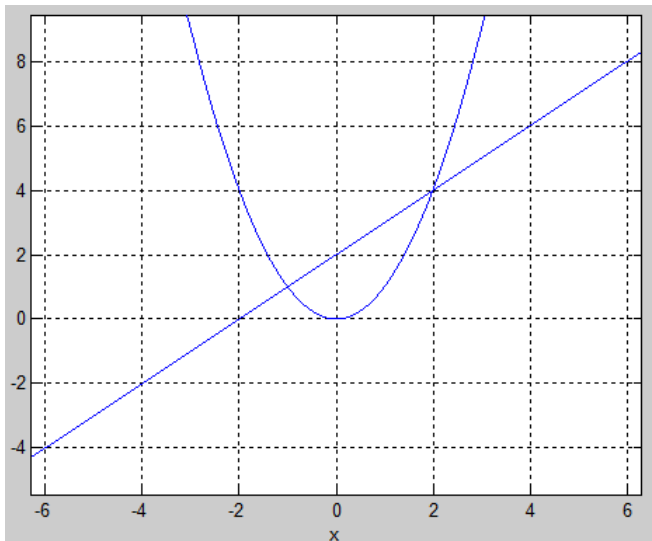
$$f(x) = x^2$$

$$g(x) = x + 2$$

$$x = ? : \{f(x) = g(x)\}$$

enter

```
>> clear, clc;
>> syms x;
>> f = x^2;
>> g = x + 2;
```



solve

```
>> x0 = solve(f - g) % = 2; -1
```

check

```
>> ezplot(f);
>> hold on;
>> grid on;
>> ezplot(g);
```

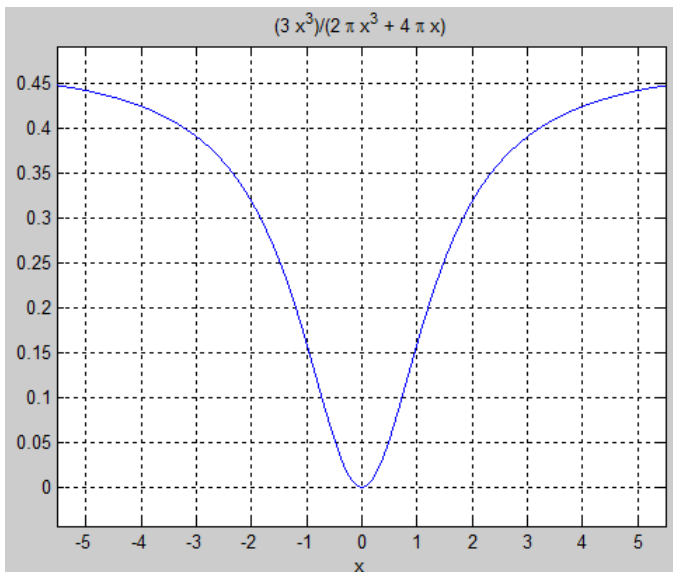

Function limit

- find out function limit

$$f(x) = \frac{3x^3}{2\pi x^3 + 4\pi x} \quad f(x) = \frac{3}{2\pi} \left(\frac{x^2}{x^2 + 2} \right) \quad \lim_{x \rightarrow -\infty} f(x) = \lim_{x \rightarrow \infty} f(x) \stackrel{L'H.P.}{=} \frac{3}{2\pi} = 0.4775$$

enter

```
>> clear, clc, close all;
>> syms x real;
>> f = 3*x^3/(2*pi*x^3 + 4*pi*x)
```



solve

```
>> lim1 = limit(f, x, -inf)
>> lim2 = limit(f, x, inf)

>> double(lim1) % = 0.4775
>> double(lim2) % = 0.4775
```

check

```
>> figure;
>> ezplot(f);
>> grid on;
```

Function derivative #1

- apply L'Hospital's rule to previous function
 - function $f(x)$ contains 3rd power of x ; carry out 3rd derivative (of numerator and denominator separately) in x

$$f(x) = \frac{3x^3}{2\pi x^3 + 4\pi x}$$

$$f_1(x) = 3x^3$$

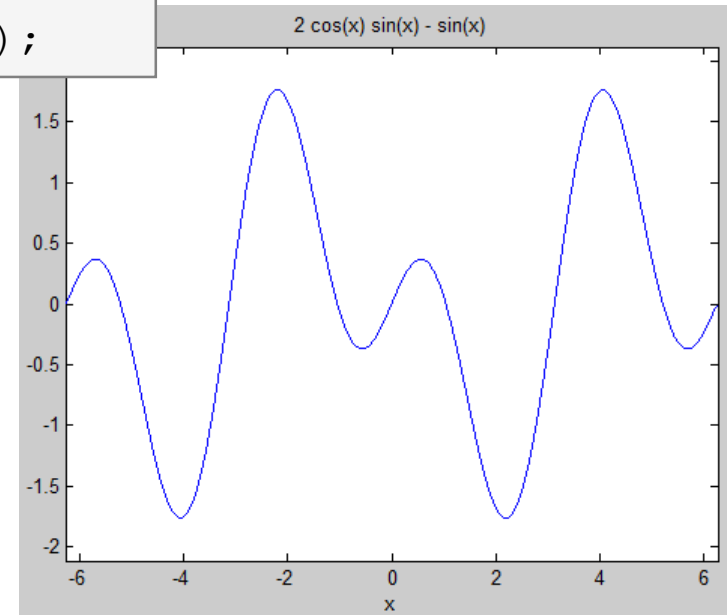
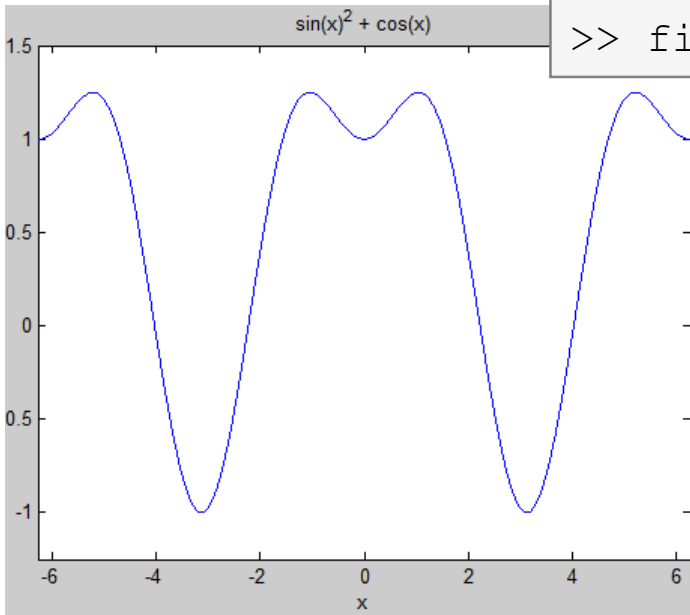
$$f_2(x) = 2\pi x^3 + 4\pi x$$

```
>> f1 = 3*x^3;
>> f2 = 2*pi*x^3 + 4*pi*x;
>> A1 = diff(f1,3)
>> A2 = diff(f2,3)
>> double(A1/A2) % = 0.4775
```

Function derivative #2

- carry out derivative of the following function in x $f(x) = \sin^2(x) + \cos(x)$
 - compare results and plot them

```
>> clear, clc;
>> syms x;
>> f = sin(x)^2 + cos(x);
>> figure; ezplot(f);
>> fd = diff(f);
>> figure; ezplot(fd);
```



Integration #1

- let's first symbolically carry out derivative of function $f(x) = \sin(x) + 2$
- save the second derivative of f and call it g , compare results
- now integrate function g ($1\times, 2\times$), do we get the original function f ?
 - ignore integration constants

```
>> clear, clc;
>> x = sym('x');

>> f = sin(x) + 2
>> figure; ezplot(f);

>> fd = diff(f)
>> figure; ezplot(fd);

>> fdd = diff(f, 2)
>> figure; ezplot(fdd);
```

```
>> g = fdd;
>> gi = int(g)
>> figure; ezplot(gi);

>> gii = int(gi);
>> err = f - gii

figure;
subplot(1, 2, 1);
ezplot(f);
subplot(1, 2, 2);
ezplot(gii);
```

Integration #2

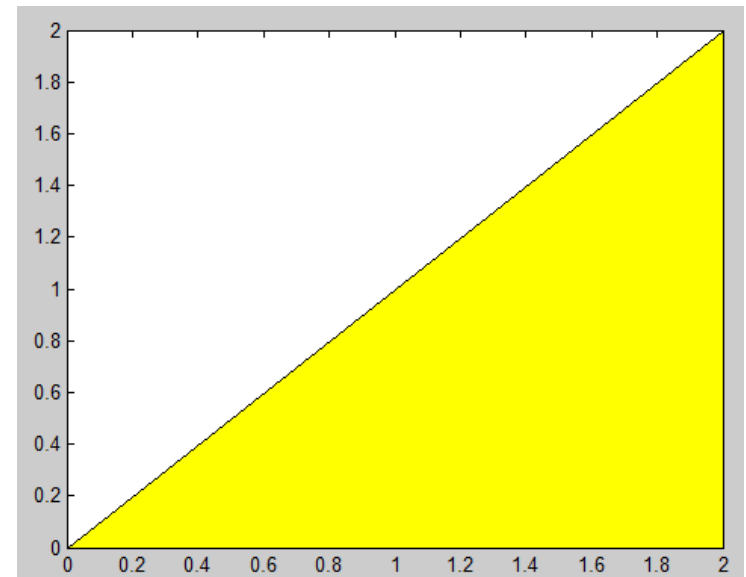
- integral of a function $f(x) = x$
 - calculate following integral
 - do the calculation manually, plot the function
 - calculate indefinite integral in Matlab
 - calculate definite integral on interval (0, 2), use e.g. function `int`

$$I = \int_0^2 f(x) dx$$

$$I = \int_0^2 f(x) dx = \int_0^2 x dx = \left[\frac{x^2}{2} \right]_0^2 = \frac{4}{2} - 0 = 2$$

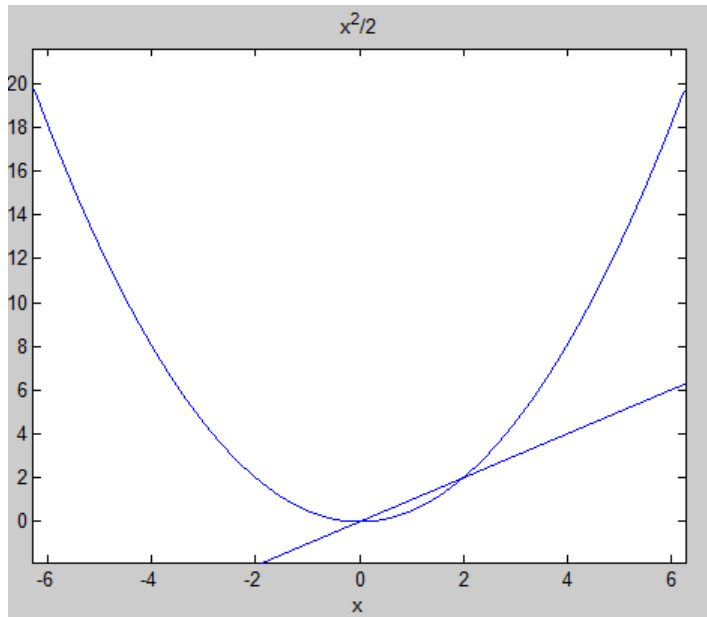
$$I = \frac{2 \cdot 2}{2} = 2$$

```
>> fill([0 2 2], [0 0 2], 'y')
```



Integration #3

- integral of a function



```

>> clear, clc;
>> syms x;
>> f = x;
>> g = int(x);

>> figure;
>> ezplot(f);
>> hold on;
>> ezplot(g);

>> int(f, x, 0, 2)           % = 2
>> polyarea([0 2 2], [0 0 2]) % = 2

% BUT!:
>> f = @(x) x % function_handle!
>> I = quad(f, 0, 2)         % = 2

```

Numerical integration #1

- numerical approach is used whenever the closed-form (analytical) solution is not known which happens quite often in technical sciences (almost always)
- it is possible to use various numerical integration methods, see literature
- alternatively, Matlab functions can be utilized
 - `quad`, `dblquad`, `triplequad` and others
 - `integral`, `integral2`, `integral3` functions in new versions of Matlab
 - define function to be integrated (write your own function or use *function handle*)

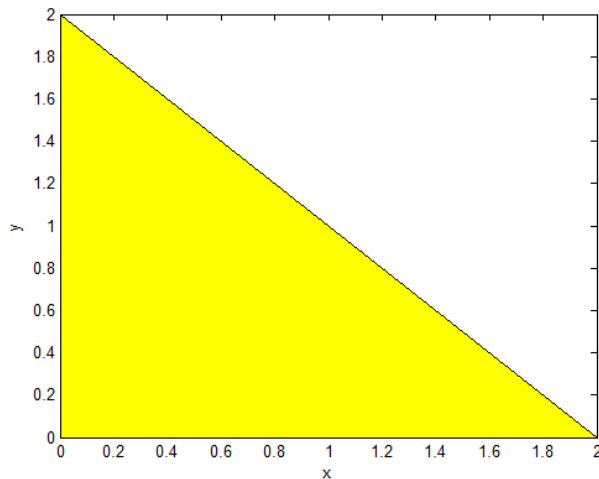
Numerical integration #2

- solve the following integral on the interval

$$x \in (0,2),$$

$$y \geq 0 \wedge y \leq 2 - x$$

$$I = \iint_S f(x, y) dS \quad f(x, y) = x + y$$



$$\begin{aligned} I &= \int_0^2 \int_0^{y_{\max}} f(x, y) dx dy = \int_0^2 \int_0^{2-x} (x + y) dx dy = \int_0^2 \left(x[y]_0^{2-x} + \left[\frac{y^2}{2} \right]_0^{2-x} \right) dx \\ &= \int_0^2 \left(x(2-x) + \frac{(2-x)^2}{2} \right) dx = \int_0^2 \left(2x - x^2 + 2 - 2x + \frac{x^2}{2} \right) dx \\ &= \int_0^2 \left(2 - \frac{x^2}{2} \right) dx = 2[x]_0^2 - \frac{1}{2} \left[\frac{x^3}{3} \right]_0^2 = 4 - 8 \cdot \frac{1}{6} = \frac{12-4}{3} = \frac{8}{3} = \underline{\underline{2.666}} \end{aligned}$$

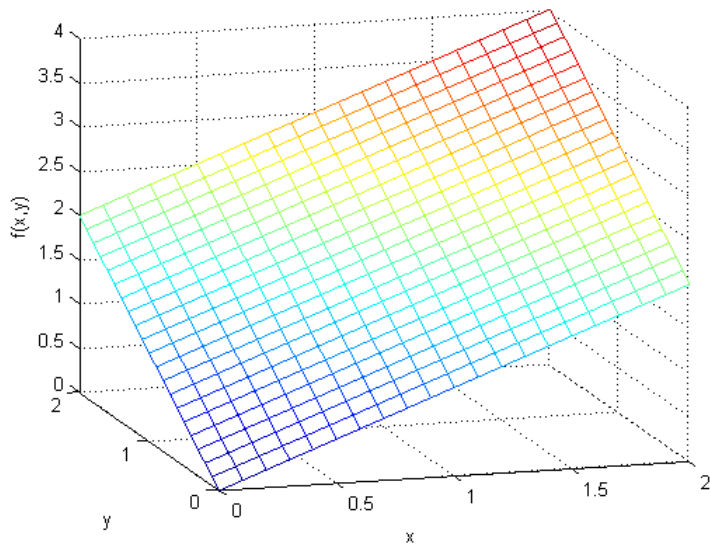
Numerical integration #3

- solve the following integral on the interval

$$x \in (0,2),$$

$$y \geq 0 \wedge y \leq 2 - x$$

$$I = \iint_S f(x, y) dS \quad f(x, y) = x + y$$



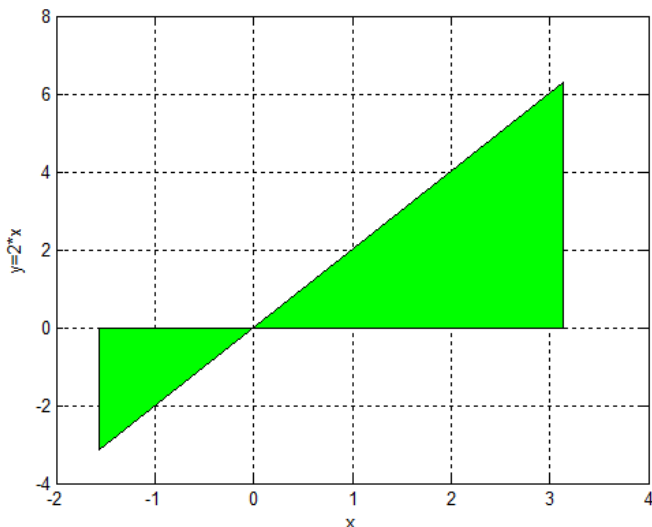
```
>> clear, clc;
% solution:
>> f = @(x, y) x + y
>> ymax = @(x) 2 - x
>> integral2(f, 0, 2, 0, ymax)

% plotting
>> t = 0:1/10:2
>> [x, y] = meshgrid(t);
>> z = x + y;
>> figure('color', 'w');
>> mesh(x, y, z);
```

Numerical integration #4

- it is possible to work with external scripts as well; i.e. having „complex“ expression that we don't want to process as handle:

$$I = \int_x f(x) dx = \int_{-\frac{\pi}{2}}^{\pi} 2x dx = 2 \int_{-\frac{\pi}{2}}^{\pi} x dx = 2 \left[\frac{x^2}{2} \right]_{-\frac{\pi}{2}}^{\pi} = \pi^2 - \frac{\pi^2}{4} = \underline{\underline{\frac{3}{4} \pi^2}}$$



```
function fx = myIntFcn(x)
% function to calculate
integral:
% int{2*x}
```

```
c = 2;
fx = c*x;
```

```
>> quad(@myIntFcn, -pi/2, pi)
```

Numerical integration #1

- general problem of derivative (it is not possible to approach zero)

$$\lim_{\Delta x \rightarrow 0} \frac{f(x + \Delta x) - f(x)}{\Delta x}$$

- various sophisticated numerical methods of various complexity are used
- web pages to solve this problem in a complex way :
 - <http://www.matrixlab-examples.com/derivative.html>

Closing notes

- in the case there is a lot of symbolic calculations or when approaching Matlab limits, try another mathematical tool (for analytical solution especially Maple, Mathematica)
- nevertheless Matlab is a perfect choice for numerical computing (although both Mathematica's symbolic and numerical kernels are excellent)

Higher math

- polynomials
 - <http://www.matrixlab-examples.com/polynomials.html>
- single and double integration (symbolic)
 - <http://www.matrixlab-examples.com/definite-integrals.html>
- derivative (numerical)
 - analytic input:
 - <http://www.matrixlab-examples.com/derivative.html>
 - numeric input
 - manual derivative

Discussed functions

`sym, syms`

`roots, polyval, conv, deconv`

`residue, polyfit, polyder, polyint, expand`

`solve`

`limit, diff, int`

`ezplot`

`quad (integral), quad2d (integral2)`

create symbolic variable(s)

polynomial-related functions 1

polynomial-related functions 2

equations and systems solver ●

function limit, derivative, function integration

symbolic function plotter

numeric integration ●

Thank you!



ver. 9.1 (09/05/2018)

Miloslav Čapek, Pavel Valtr
miloslav.capek@fel.cvut.cz

Apart from educational purposes at CTU, this document may be reproduced,
stored or transmitted only with the prior permission of the authors.
Document created as part of A0B17MTB course.

