

Machine Learning and Data Analysis

Empirical Validation of Hypotheses

Filip Železný

Czech Technical University in Prague
Faculty of Electrical Engineering
Department of Cybernetics
Intelligent Data Analysis lab
<http://ida.felk.cvut.cz>

January 6, 2012

Risk Estimates

Remind: we want to learn f which minimizes risk $R(f)$.

Estimates of $R(f)$	theoretical a <i>function</i> of properties such as m , $\mathcal{V}(\mathcal{F})$, δ	empirical a <i>number</i> computed for a particular sample and learner
worst-case an <i>upper bound</i> on $R(f)$	PAC-theory	not interesting
average-case the <i>expected value</i> of $R(f)$	not available	this lecture

Theoretical: reveal relationships, useful for the design of learning algorithms or experiments.

Expected-case: useful in applications of existing algorithms.

Risk Estimator

Let \mathcal{S} be a set of possible i.i.d samples. Let $L : \mathcal{S} \rightarrow \mathcal{F}$ be a (deterministic) learning algorithm.

A risk estimator takes L and S and produces a number $\hat{R}(L, S)$ that should approximate $R(L(S))$, i.e. minimize

$$\mathbf{E}_{\mathcal{S}}[(R(L(S)) - \hat{R}(L, S))^2]$$

Since S is drawn randomly, $L(S)$ is random, and thus $R(L(S))$ and $\hat{R}(L, S)$ are also random.

The expectation is over a probability distribution $P_{\mathcal{S}}$ on samples.

For a fixed $|S| = m$, $P_{\mathcal{S}}$ can be derived from P_X .

Our subsequent analyses of estimators will relate to any $P_{\mathcal{S}}$ so we do not need to specify it.

Bias and Variance of Risk Estimates

For clarity, denote $f^S \equiv L(S)$ and $\hat{R} \equiv \hat{R}(L, S)$.

The error of an estimator can be decomposed into two components:

Bias:

$$\text{bias}(\hat{R}) = \mathbf{E}_S[\hat{R} - R(f^S)]$$

Variance:

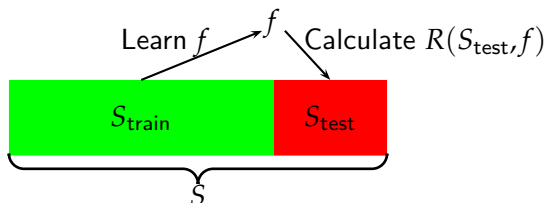
$$\text{var}(\hat{R}) = \mathbf{E}_S[(\mathbf{E}_S[\hat{R}] - \hat{R})^2]$$

This can be shown the same way we used in deriving the bias-variance trade-off in regression.

Risk estimators are usually characterized in terms of their bias and variance.

Split Sample Estimator

- 1 Randomly splits S into S_{train} and S_{test}
- 2 Learns $f = L(S_{\text{train}})$ and outputs $\hat{R}_{\text{ss}} = R(S_{\text{test}}, f)$



f and \hat{R}_{ss} here depend on the outcome of two random events:

- 1 sampling of S from X
- 2 splitting of S , i.e. 'subsampling' S_{test} from S and letting $S_{\text{train}} = S \setminus S_{\text{test}}$

Split-Sample Estimator Bias and Variance

A split where $\mu = |S_{\text{test}}|/|S|$ will be called a μ -split.

Given the additional random event (sample splitting), we define the *conditional* bias of \hat{R}_{ss}

$$\text{bias}_{\mu,S}(\hat{R}_{ss}) = \mathbf{E}_{\mu,S}[\hat{R}_{ss}] - R(f^S)$$

where $\mathbf{E}_{\mu,S}$ denotes the expectation over all μ -splits of a fixed sample S .

The (unconditional) bias can be expressed as

$$\text{bias}(\hat{R}_{ss}) = \mathbf{E}_S \mathbf{E}_{\mu,S}[\hat{R}_{ss} - R(f^S)]$$

over all samples $S \in \mathcal{S}$ and all their μ -splits.

Analogously for the conditional and unconditional variance.

Bias of \hat{R}_{ss}

Assuming that more examples allow learning a better classifier implies that

$$R(f) > R(f^S) \quad (1)$$

since f is trained on S_{train} , $|S_{\text{train}}| < |S|$.

Since \hat{R}_{ss} is the empirical risk of f is tested on a sample independent from S_{train} , \hat{R}_{ss} is an unbiased estimator of $R(f)$:

$$\mathbf{E}_S \mathbf{E}_{\mu, S} [\hat{R}_{ss} - R(f)] = 0$$

Considering Eq. 1, \hat{R}_{ss} thus has a positive bias in estimating $R(f^S)$, i.e.

$$\text{bias}(\hat{R}_{ss}) > 0$$

Estimating $R(f^S)$ or $R(f)$

Given that \hat{R}_{ss} is an unbiased estimate of $R(f)$, we may choose to simply output f with \hat{R}_{ss} as the validated product of learning.

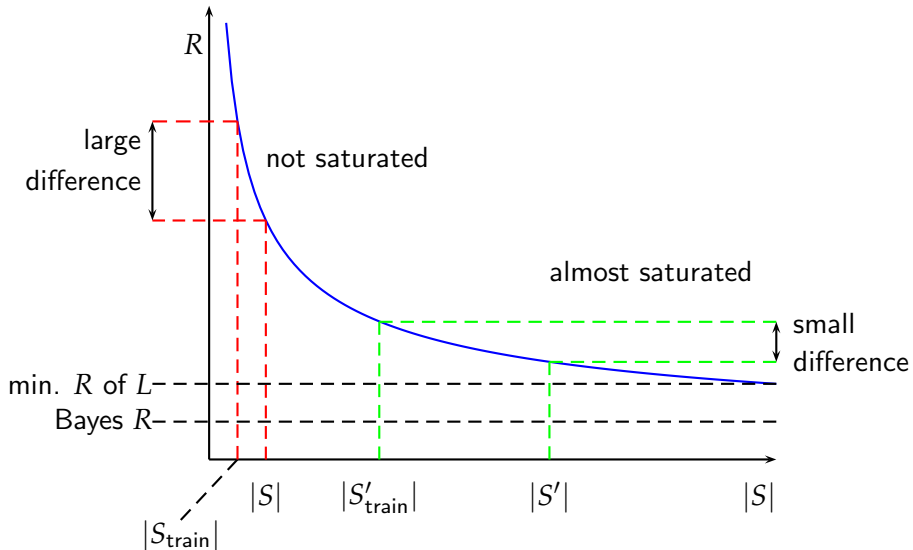
This is a compromise since f^S would have likely been a better classifier than f .

It is a reasonable approach when $R(f)$ is not too much higher than $R(f^S)$. This occurs when S_{train} is large enough so that additional data do not contribute significantly to improve f , i.e. the learner is *saturated*.

In other cases it is preferable to produce f^S even if its risk estimate \hat{R}_{ss} is biased.

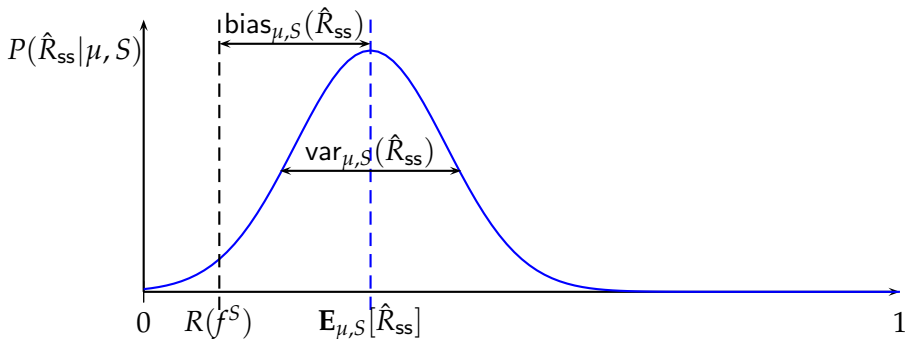
Whether a learner is saturated follows from the *learning curve*.

Learner Saturation



Distribution of \hat{R}_{ss}

Assume a fixed S and μ . \hat{R}_{ss} is an outcome of $\mu|S|$ Bernoulli trials (correct/incorrect classification) and for sufficiently large S , it is distributed normally.



Bias of \hat{R}_{ss}

The conditional **bias**

$$\text{bias}_{\mu, S}(\hat{R}_{ss})$$

grows with growing μ since also $|S_{\text{train}}|$ decays.

The trend holds as well for the unconditional bias

$$\text{bias}(\hat{R}_{ss})$$

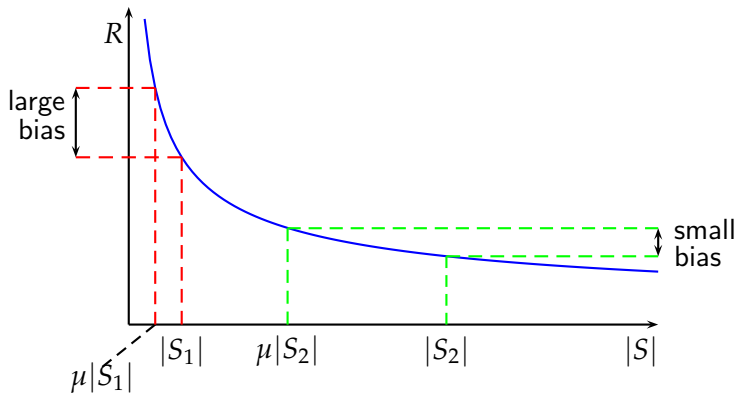
i.e. when the conditional biases are aggregated over all samples $S \in \mathcal{S}$.

The rate of decay depends on the *learning curve* of the learner L .

Bias of \hat{R}_{ss} (cont'd)

Consider two samples S_1, S_2 from the same distribution P_{XY} .

$$|S_1| = 10, |S_2| = 60, \mu = 0.5.$$



Conditional Variance of \hat{R}_{ss}

Assuming (for simplicity) that the same classifier is learned for all μ -splits, the conditional **variance** of \hat{R}_{ss} would **decay** with growing $\mu|S|$ as

$$\text{var}_{\mu,S}(\hat{R}_{ss}) = \frac{R(f)(1 - R(f))}{\mu|S|}$$

Rephrased: with larger test splits, estimates of \hat{R}_{ss} are more reliable.

However, the assumption holds (approximately) only if $|S_{\text{train}}| = (1 - \mu)|S|$ is large enough so that L is saturated.

Otherwise, different f are learned from different μ -splits. Since \hat{R}_{ss} depends on f , $\text{var}_{\mu,S}(\hat{R}_{ss})$ also grows with $\text{var}_{\mu,S}(R(f))$. That in turn **grows** with μ with a rate depending on the learner L .

Thus if $|S_{\text{train}}| = (1 - \mu)|S|$ is small so that L is not saturated, the trends in conditional variance cannot be predicted.

Unconditional Variance of \hat{R}_{ss} (cont'd)

According to [Hastie et al., Elements of Statistical Learning, Springer, 2009], the *unconditional variance*

$$\text{var}(\hat{R}_{ss})$$

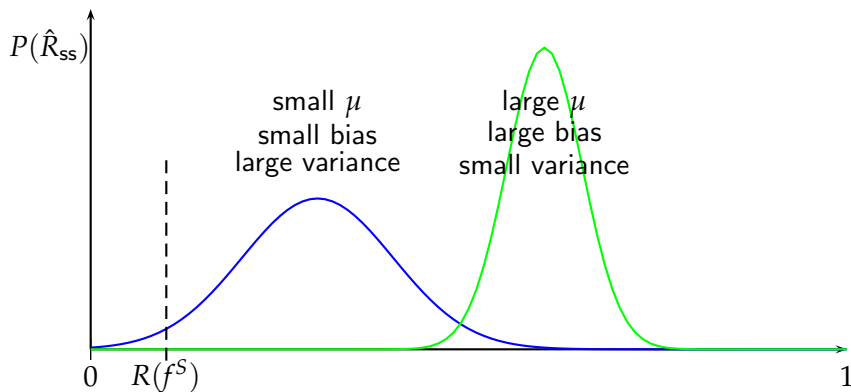
typically **decays** with **growing** μ .

This is because for small μ , the individual train splits S_{train} are very similar to each other, causing high positive correlation of the measurements $e(S_{\text{test}}, f)$.

The estimate \hat{R}_{ss} is thus 'overfit' to sample S . This implies large variance over different samples, i.e. high unconditional variance.

Note: Since part of the variance is due to the conditional variance, decay of $\text{var}(\hat{R}_{ss})$ with μ may be overridden by the possible growth of $\text{var}_{\mu, S}(\hat{R}_{ss})$ with μ when the learner is not saturated. (We will see an example later).

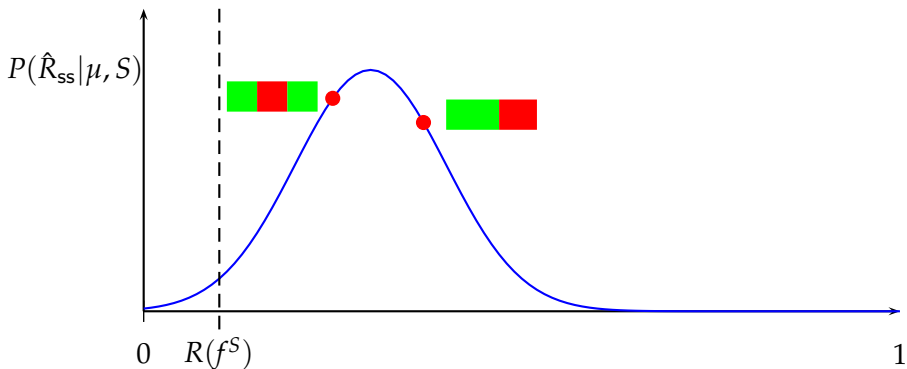
Bias-Variance Trade-off in Risk Estimation (cont'd)



Usual choice $\mu = 0.3$.

Variance of \hat{R}_{ss} due to Sample Splitting

Part of the variance $\text{var}(\hat{R}_{ss})$ is the conditional variance $\text{var}_{\mu, S}(\hat{R}_{ss})$ which is due to the random splitting of S .



Complete Subsampling

$\text{var}_{\mu,S}(\hat{R}_{ss})$ can be completely eliminated by averaging estimates over all possible μ -splits of S

$$\hat{R}_{cs} = \frac{1}{K} \sum_{\substack{S_{\text{test}} \subset 2^S \\ |S_{\text{test}}| = \mu|S|}} R(S_{\text{test}}, L(S \setminus S_{\text{test}}))$$

where

$$K = \binom{|S|}{\mu|S|}$$

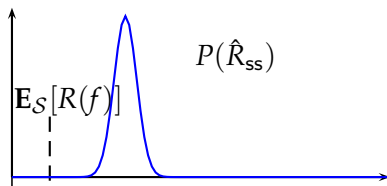
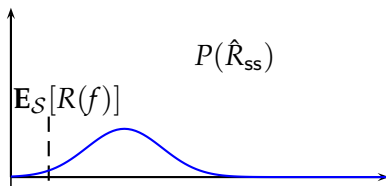
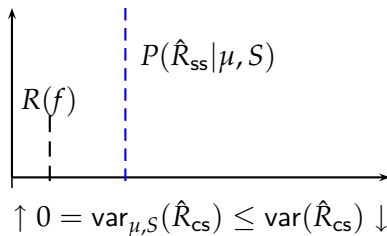
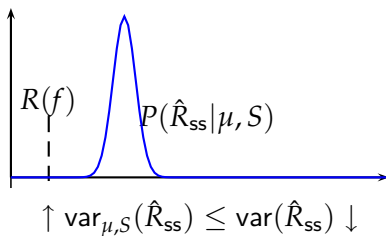
\hat{R}_{cs} is the *complete subsampling* estimate.

$\text{var}_{\mu,S}(\hat{R}_{cs}) = 0$, but (conditional) bias remains,
 $\text{bias}_{\mu,S}(\hat{R}_{cs}) = \text{bias}_{\mu,S}(\hat{R}_{ss})$, $\text{bias}(\hat{R}_{cs}) = \text{bias}(\hat{R}_{ss})$

Split Sample vs. Complete Subsampling

Split sample

Complete Subsampling



Complete Subsampling and Leave-One-Out Estimate

Complete subsampling is extremely computationally difficult. Requires $\binom{|S|}{\mu|S|}$ learning and testing sessions.

The easiest are the two extreme cases $\mu|S| = 1$ and $\mu|S| = |S| - 1$ requiring 'only' $|S|$ learning and testing sessions.

$\mu|S| = |S| - 1$ is not useful due to the extremely high bias (learning from 1 example).

The $\mu|S| = 1$ case is known as *leave one out* estimate. We denote it \hat{R}_{lo} .

Leave-One-Out: Bias and Variance

\hat{R}_{lo} has the smallest possible bias (all but one examples used to learn f).

Compared to other complete subsampling cases, it has high variance $\text{var}(\hat{R}_{lo})$ due to

- The positive correlations of the summands

$$R(S_{\text{test}}, L(S \setminus S_{\text{test}}))$$

caused by the extreme similarity of the training subsamples $S_{\text{train}} = S \setminus S_{\text{test}}$, each two differing only by 2 examples. (The estimate is 'overfit' to S).

- The low number $|S|$ of summands, compared to $\binom{|S|}{\mu|S|}$.

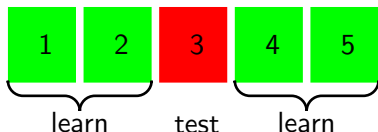
Cross-Validation

N-fold cross-validation is a computationally feasible approximation to complete subsampling with $1/N$ -splits.

S is randomly partitioned into sets (*folds*) S_1, S_2, \dots, S_N of approximately equal size and the estimate is computed as the average

$$\hat{R}_{cv} = \frac{1}{N} \sum_{i=1}^N R(S_i, L(S \setminus S_i))$$

Cross-validation thus requires N sessions of learning and testing.



For $N = |S|$, N -fold crossvalidation \hat{R}_{cv} is the leave-one-out estimate R_{lo} .

Cross-Validation: Variance

\hat{R}_{cv} has non-zero conditional variance $\text{var}_{N,S}(\hat{R}_{cv})$ due to the random splitting into folds, up to the leave-one-out case where $N = |S|$ and $\text{var}_{N,S}(\hat{R}_{cv}) = 0$.

The conditional variance (and consequently also the unconditional variance) can be reduced by averaging the results of L cross-validations with different splittings. This *repeated N -fold cross-validation estimate* \hat{R}_{rcv} approaches complete subsampling with $1/N$ -splits as $L \rightarrow \infty$ and

$$\lim_{L \rightarrow \infty} \text{var}_{N,S}(\hat{R}_{rcv}) = 0$$

According to experimental results [Molinaro et al., Bioinformatics, 2005] with real-life data and conventional learners, the *unconditional variance* $\text{var}(\hat{R}_{cv})$ of **10-fold** cross-validation is comparable to $\text{var}(\hat{R}_{lo})$, however, much less computation is required (10 vs. N learning sessions).

Cross-Validation: Bias

$\text{bias}_{N,S}(\hat{R}_{cv})$ decays with increasing number of folds N (since the training subsamples grow) to the minimum

$$\text{bias}_{N,S}(\hat{R}_{lo}) > 0$$

achieved the leave-one-out case.

For $|S| \gg N$, the conditional bias can be reduced by *stratification*. Stratification is an adjustment of random splitting into folds making sure that the distribution of example classes in each fold is (approximately) equal to the class distribution in S .

Leave-one-out vs. 10-fold cross-validation

According to [Molinaro et al.,
Bioinformatics, 2005], the
leave-one-out estimate has
smaller error

$$\mathbf{E}_{\mathcal{S}}[(R(f^{\mathcal{S}}) - \hat{R})^2]$$

than the 10-fold cross-validation
estimate (and all other estimates)
on real-life (genomic) data sets.

Estimator	p	Algorithm	Estimation	SD	Bias	MSE
$\tilde{\theta}_n$	0.87	LDA	0.026	0.028		
		DDA	0.073	0.058		
		NN	0.010	0.017		
		CART	0.099	0.092		
v -fold CV	0.5	LDA	0.067	0.060	0.041	0.005
		DDA	0.106	0.079	0.033	0.009
		NN	0.011	0.025	0.001	0
		CART	0.304	0.088	0.205	0.063
	0.2	LDA	0.034	0.045	0.008	0.002
		DDA	0.085	0.049	0.012	0.003
		NN	0.011	0.024	0.001	0
		CART	0.158	0.072	0.059	0.012
	0.1	LDA	0.032	0.041	0.006	0.001
		DDA	0.074	0.048	0.001	0.002
		NN	0.010	0.021	0	0
		CART	0.118	0.063	0.019	0.006
LOOCV	0.025	LDA	0.028	0.040	0.002	0.001
		DDA	0.072	0.049	-0.001	0.002
		NN	0.010	0.022	0	0
		CART	0.110	0.075	0.011	0.006
Split	0.333	LDA	0.046	0.076	0.020	0.005
		DDA	0.066	0.085	-0.007	0.008
		NN	0.007	0.029	-0.003	0.001
		CART	0.265	0.116	0.166	0.047
	0.5	LDA	0.073	0.078	0.047	0.007
		DDA	0.093	0.099	0.020	0.013
		NN	0.010	0.028	0	0.001
		CART	0.308	0.114	0.209	0.071
	.632+ 50 repetitions	LDA	0.037	0.036	0.011	0.001
		DDA	0.085	0.036	0.012	0.003
		NN	0.008	0.016	-0.002	0
		CART	0.160	0.034	0.061	0.010

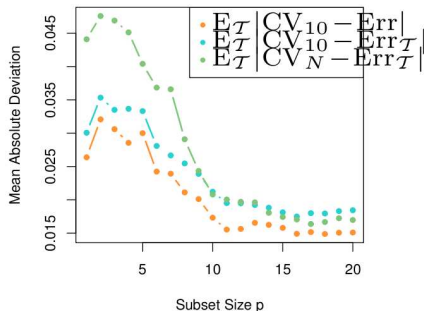
Leave-one-out vs. 10-fold cross-validation (cont'd)

According to [Hastie et al., Springer, 2009], the leave-one-out estimate has **larger** conditional absolute error

$$\mathbf{E}_{N,S}[|(R(f^S) - \hat{R})|]$$

than the 10-fold cross-validation estimate on simulated data sets.

However, both sources recommend the **10-fold cross-validation** (preferably stratified and repeated) as a good trade-off between estimate error and computational complexity.



Selection of Learners or Parameters

A set of learners is available $\mathcal{L} = \{L_1, \dots, L_l\}$. \mathcal{L} may refer to a single algorithm with l different values of a parameter (e.g. the maximum number of literals in a conjunction).

The best learner for the available sample S may be selected as

$$\arg \min_{L_i \in \mathcal{L}} \hat{R}(L_i, S)$$

Since test splits were used for the selection, $\hat{R}(L_i, S)$ would no longer be valid risk estimate of L_i (it will typically have a negative bias).

Therefore, selection must be based on *internal estimation*.

Internal and External Estimation

When selection of a learner from a set $\mathcal{L} = \{L_1, \dots, L_l\}$ (L_i may correspond to different parameter values of different kind of algorithms) is part of learning, we formally consider a learner $L_{\mathcal{L}}$ that learns

$$f^S = L_{\mathcal{L}}(S) = L(S)$$

where

$$L = \arg \min_{L_i \in \mathcal{L}} \hat{R}(L_i, S)$$

\hat{R} is some risk estimate (usually cross-validation), called the *internal* estimate. Risk of f^S is estimated as

$$\hat{R}(L_{\mathcal{L}}, S)$$

where \hat{R} is some risk estimate (usually split-sample), called the *external* estimate. Note that computation of $\hat{R}(L_{\mathcal{L}}, S)$ involves splitting of S , and then splitting the splits of S !

Example: Learner/Parameter Selection

Goal: Given sample S , select a learner (or parameter) and learn a classifier.

Case 1: we *are not* interested in the risk of f^S .

Using 5-fold cross-validation:

- 1 Perform cross-validation on S for each $L \in \mathcal{L}$



Select L_i that minimizes cross-validation error

- 2 With L_i , learn classifier on the entire sample S , i.e. $f^S = L_i(S)$

Example: Learner/Parameter Selection

Case 2: we are interested in the risk of f^S . Now we must apply both external and internal validation.

- 1 External validation using split-sample method:



- 2 Perform internal cross-validation on S_{train} for each $L \in \mathcal{L}$



Select L_i that minimizes cross-validation error

- 3 With L_i , learn classifier on sample S_{train} , i.e. $f = L_i(S_{\text{train}})$
- 4 Risk of f^S estimated as $e(S_{\text{test}}, f)$
- 5 With L_i , learn classifier on sample S , i.e. $f^S = L_i(S)$