

Robotic Paradigms and Control Architectures

Jan Faigl

Department of Computer Science
Faculty of Electrical Engineering
Czech Technical University in Prague

Lecture 02

B4M36UIR – Artificial Intelligence in Robotics

Overview of the Lecture


- Part 1 – Robotic Paradigms and Control Architectures
 - Robotics Paradigms
 - Hierarchical Paradigm
 - Reactive Paradigm
 - Hybrid Paradigm
 - Example of Collision Avoidance
 - Robot Control

Part I

Part 1 – Robotic Paradigms and Control Architectures

Robot

- A robot perceives an environment using **sensors** to **control** its **actuators**



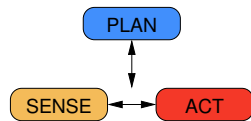
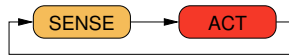
- The main parts of the robot correspond to the primitives of robotics: **Sense**, **Plan**, and **Act**
- The primitives form a **control architecture** that is called **robotic paradigm**

Robotic Paradigms

- Primitives of robotics are: **Sense**, **Plan**, and **Act**
- **Robotic paradigms** – define relationship between the primitives
- Three fundamental paradigms have proposed
 - **Hierarchical paradigm** – purely deliberative system



- **Reactive paradigm** – reactive control
- **Hybrid paradigm** – reactive and deliberative



Disadvantages of Hierarchical Model

- Disadvantages are related to planning – **Computational requirements**
- Planning can be very slow and the “global world” representation has to contain all information needed for planning
 - Sensing and acting are always disconnected
- The “global world” representation has to be up to date
 - The world model used by the planner has to be frequently updated to achieve a **sufficient accuracy** for the particular task
- A general problem solver needs many facts about the world to search for a solution
- Searching for a solution in huge search space is quickly computationally intractable and this problem is related to the **frame problem**
 - Even simple actions need to reason over all (irrelevant) details
- **Frame problem** – a problem of representing the real-world situations to be computationally tractable

Decomposition of the world model into parts that best fit the type of actions

Hierarchical Paradigm

- The robot sense the environment and create the “world model”
 - A “world model” can also be an a priori available, e.g., prior map
- Then, the robot plans its action and execute it



- The advantage is in ordering relationship between the primitives
- It is a direct “implementation” of the first AI approach to robotic
 - Introduced in Shakey, the first AI robot (1967-70)
- It is **deliberative architecture**
 - It use a generalized algorithm for planning
 - *General Problem Solver* – Strips
- It works under the **closed world assumption**
 - The world model contains everything the robot needs to know

Examples of Hierarchical Models

- Despite of drawbacks of the hierarchical paradigm, it has been deployed in various systems
- An example are *Nested Hierarchical Controller* and *NIST Realtime Control System*
 - *It has been used until 1980 when the focus has been changed on the reactive paradigm*
- The development of hierarchical models further exhibit additional advancements, e.g., to address the frame problem
- They also provide a way how to organize the particular blocks of the control architecture
- Finally, the hierarchical model represents an architecture that **support evolution and learning systems** towards fully autonomous control

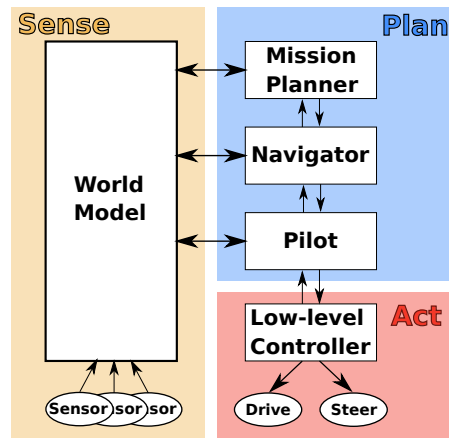
Nested Hierarchical Controller

- Decomposition of the planner into three different subsystems:

Mission Planner, Navigation, Pilot

- Navigation – planning a path as a sequence of waypoints
- Pilot generates an action to follow the path

It can response to sudden objects in the navigation course. The plan exists and it is not necessary to perform a complete planning.



NIST Real-time Control System (RCS)

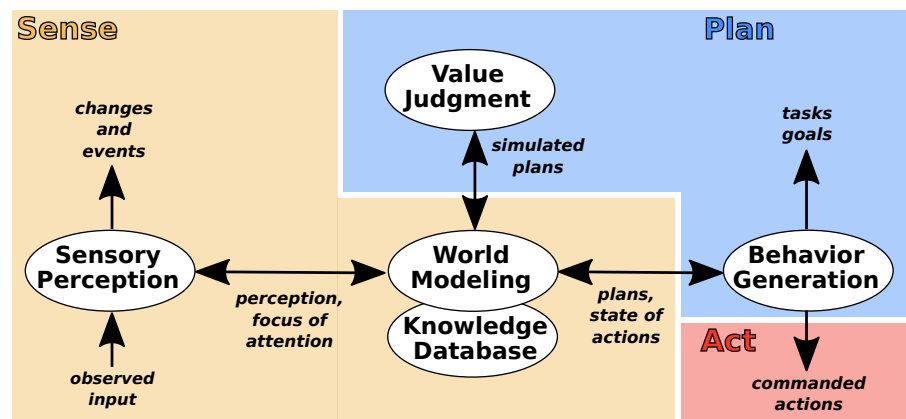
- Motivated to create a guide for manufactures for adding intelligence to their robots
- It is based on NHC and the main feature it introduces is a set of models for sensory perception
- It introduces preprocessing step between the sensory perception and a world model
- The sensor preprocessing is called as **feature extraction**
 - E.g., extraction of the relevant information for creating a model of the environment such as salient objects utilized for localization
- It also introduced the so called **Value Judgment module**
 - After planing, it simulates the plan to ensure its feasibility
- Then, the plan is passed to **Behavior Generation** module to convert the plans into actions that are performed (ACT).

The "behavior" is further utilized in reactive and hybrid architectures

Overview of the Real-time Control System (RCS)

Key features

- Sensor preprocessing, plan simulator for evaluation, and behavior generator



Hierarchical Paradigm – Summary

- Hierarchical paradigm represents deliberative architecture also called sense-plan-act
- The robot control is decomposed into functional modules that are sequentially executed

The output of sense module is input of the plan module, etc

- Centralized representation and reasoning
- May need extensive and computationally demanding reasoning
- Encourage **open loop execution** of the generated plans
- Several architectures have been proposed, e.g., using STRIP planner in Shakey, Nested Hierarchical Controller (NHC), NIST Realtime Control System (RCS)

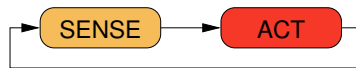
NIST – National Institute of Standards and Technology

Despite of the drawbacks, hierarchical architectures tend to support the evolution of intelligence from semi-autonomous control to fully autonomous control

Navlab (1996), 90% of autonomous steering from Washington DC to Los Angeles

Reactive Paradigm

- The **reactive paradigm** is a connection of sensing with acting



- It is biological inspired as humans and animals provide an evidence of intelligent behavior in an **open world**, and thus it may be possible to overcome the **close world assumption**
- Insects, fish, and other “simple” animals exhibit intelligent behavior without virtually no brain
- There must be some mechanism that avoid the **frame problem**
- For a further discussion, we need some terms that to discuss properties of “intelligence” of various entity

Behaviors

- **Behavior** – mapping of sensory inputs to pattern of motor action

Sensory-Motor Pattern



- Behaviors can be divided into three categories
 - **Reflexive behaviors** are “hardwired” stimulus-response (S-R)
Stimulus is directly connected to the response – fastest response time
 - **Reactive behaviors** are learned and they are then executed without conscious thought
E.g., Behaviors based on “muscle memory” such as biking, skiing are reactive behaviors
 - **Conscious behaviors** are deliberative as a sequence of the previously developed behaviors
Notice, in ethology, the reactive behavior is the learned behavior while in robotics, it connotes a reflexive behavior.

Agent and Computational-Level Theory

- **Agent** is a **self-contained** and **independent** entity
 - It can interact with the world to make changes and sense the world
 - It has **self-awareness**
- The reactive paradigm is influenced by **Computational-Level Theories**
 - D. Marr a neurophysiologist working computer vision techniques inspired by biological vision processes
 - **Computational Level – What? and Why?**
What is the goal of the computation and why it is relevant?
 - **Algorithmic level – How?**
*Focus on the process rather the implementation
How to implement the computational theory? What is the representation of input and output? What is the algorithm for the transformation of input to output?*
 - **Physical level – How to implement the process?**
How to physically realize the representation and algorithm?

Reflexive Behaviors

- Reflexive behaviors are fast “hardwired” if there is sense, it produce the action
- It can categorized into three types
 1. **Reflexes** – the response lasts only as long as the stimulus
 - The response is proportional to the intensity of the stimulus
 2. **Taxes** – the response to stimulus results in a movement towards or away of the stimulus,
 - E.g., moving to light, warm, etc.
 3. **Fixed-Action Patterns** – the response continues for a longer duration than the stimulus
- The categories are not mutually exclusive
 - An animal may keep its orientation to the last sensed location of the food source (*taxis*) even when it loses the “sight” of it (*fixed-action patterns*)

Four Ways to Acquire a Behavior

- Ethology provides insights how animals might acquire and organize behaviors
Konrad Lorenz and Niko Tinbergen

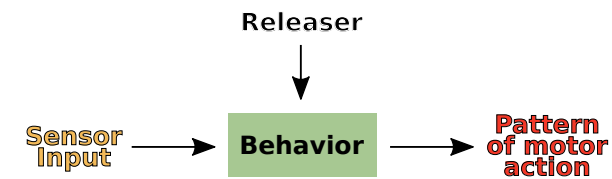
1. **Innate** – be born with a behavior, e.g., be pre-programmed
2. **Sequence of innate behaviors** – be born with the sequence
 - The sequence is logical but important
 - Each step is triggered by the combination of internal state and the environment
It is similar to the Finite State Machine
3. **Innate with memory** – be born with behaviors that need initialization
E.g., a bee does not born with the known location of the hive. It has to perform some initialization steps to learn how the hive looks like.
 - Notice, S-R types of behaviors are simple to pre-program, but it certainly should not exclude usage of memory
4. **Learn** – to learn a set of behaviors

Concurrent Behaviors

- Behaviors can execute concurrently and independently which may results into different interactions
 - **Equilibrium** – the behaviors seems to balance each other out
E.g., Undecided behaviour of squirrel whether to go for a food or rather run avoiding human
 - **Dominance of one** – winner takes all as only one behavior can execute and not both simultaneously
 - **Cancellation** – the behaviors cancel each other out
E.g., one behavior going to light and the second behavior going out the light
- It is not known how different mechanisms for conflicting behaviors are employed
- However, it is important to be aware **how the behaviors will interact in a robotic system**

Releasing Behavior – When to Stop/Suppress the Behavior

- The **internal state** and/or **motivation** may release the behavior
Being hungry results in looking for food
- Behaviors can be sequenced into complex behavior
- **Innate releasing mechanism** is a way to specify when a behavior gets turned on and off
- The releaser acts as a control signal to activate a behavior
 - If the behavior is not released, it does not respond to sensory inputs and it does not produce the motor outputs



The releaser filters the perception

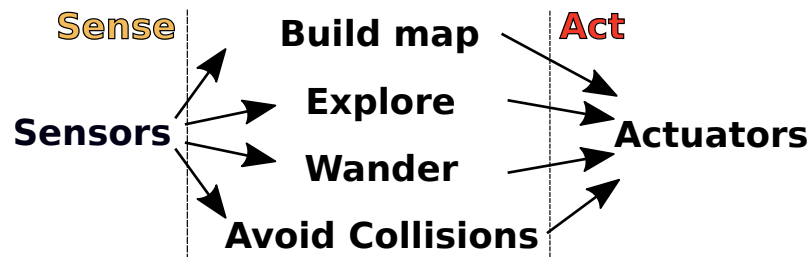
- Notice, the releasers can be compound, i.e., a multiple conditions have to be satisfied to release the behavior

Behaviors Summary

- Behavior is fundamental element in biological intelligence and is also fundamental component of intelligence in robotic systems
- Complex actions can be decomposed into independent behaviors which couple sensing and acting
- Behaviors are inherently parallel and distributed
- Straightforward activation mechanisms (e.g., boolean) may be used to simplify control and coordination of behaviors
- Perception filters may be used to simply sensing that is relevant to the behavior (action-oriented perception)
- Direct perception reduces computational complexity of sensing
Allows actions without memory, inference or interpretation
- Behaviors are independent, but the output from one behavior
 - Can be combined with another to produce the output
 - May serve to inhibit another behavior

Reactive Paradigm

- Reactive paradigm originates from dissatisfaction with hierarchical paradigm (S-P-A) and it is influenced by ethology



- Contrary to S-P-A, which exhibit horizontal decomposition, the reactive paradigm (S-A) provides *vertical decomposition*
 - Behaviors are layered, where lower layers are “survival” behaviors
 - Upper layers may reuse the lower, inhibit them, or create parallel tracks of more advanced behaviors

If an upper layer fails, the bottom layers would still operate

Characteristics of Reactive Behaviors

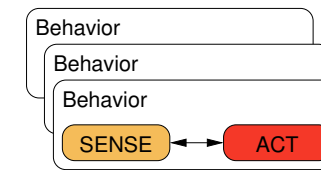
- Robots are **situated agents** operating in an ecological niche
 - Robot has its own intentions and goals, it changes the world by its actions, and what it senses influence its goals
- Behaviors serve as the building blocks for robotic actions and the overall all behavior of the robot is emergent*
- Only local, behavior-specific sensing is permitted* – usage of explicit abstract representation is avoided – **ego-centric** representation

E.g., robot-centric coordinates of an obstacle are relative and not in the world coordinates
- Reactive-based systems follow good software design principles** – modularity of behaviors supports decomposition of a task into particular behaviors
 - Behaviors can be tested independently
 - Behaviors can be created from other (primitive) behaviors
- Reactive-based systems or behaviors are often biologically inspired

Under reactive paradigm, it is acceptable to mimic biological intelligence

Multiple, Concurrent Behaviors

- Strictly speaking, one behavior does not know what another behavior is doing or perceiving



- Mechanisms for handling simultaneously active multiple behaviors are needed for complex reactive architectures
- Two main representative methods have been proposed in literature
 - Subsumption architecture** proposed by Rodney Brooks
 - Potential fields** methodology studied by Ronald Arkin, David Payton, et al.

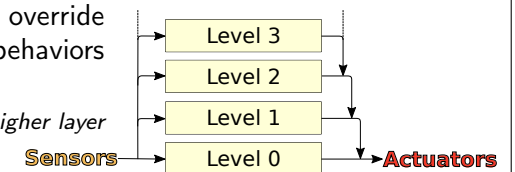
An Overview of Subsumption Architecture

- Subsumption architecture has been deployed in many robots that exhibit walk, collision avoidance, etc. without the “move-think-move-think” pauses of Shakey
- Behaviors are released in a stimulus-response way
- Modules are organized into **layers of competence**
 - Modules at higher layer can override (subsume) the output from the behaviors of the lower layer

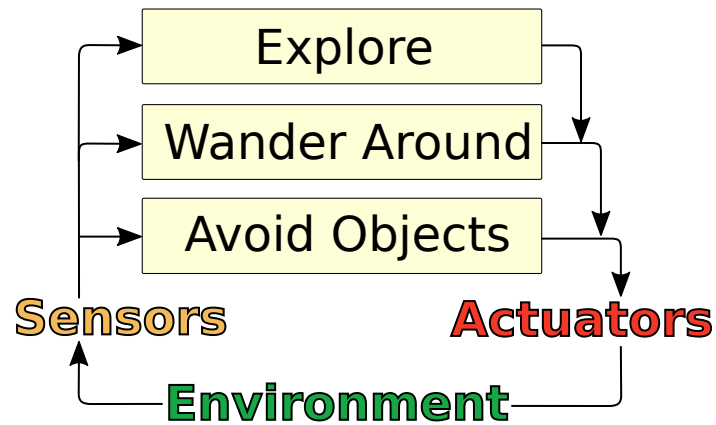
Winner-take-all – the winner is the higher layer
 - Internal states are avoided

A good behavioral design minimizes the internal states, that can be, e.g., used in releasing behavior
 - A task is accomplished by activating the appropriate layer that activities a lower layer and so on
- In practice, the subsumption-based system is not easily taskable

It needs to be reprogrammed for a different task



An Example of Subsumption Architecture



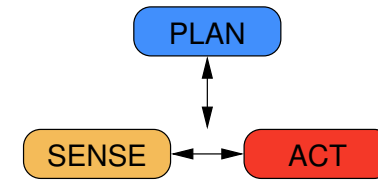
Further reading: R. Murphy, Introduction to AI Robotics

Characteristics of Reactive Paradigm in Hybrid Paradigm

- Hybrid paradigm is an extension of the Reactive paradigm
- The term behavior in hybrid paradigm includes reflexive, innate, and learned behaviors
In reactive paradigm, it connotes purely reflexive behaviors
- Behaviors are also sequenced over time and more complex emergent behaviors can occur
- **Behavioural management** – planning which behavior to use requires information outside the particular model (a global knowledge)
Reactive behavior works without any outside knowledge
- **Performance monitor** evaluates if the robot is making progress to its goal, e.g., whether the robot is moving or stucked
 - In order to monitor the progress, the program has to know which behavior the robot is trying to accomplish

Hybrid Paradigm

- The main drawback of the reactive-based architectures is a lack of planning and reasoning about the world
 - E.g., a robot cannot plan an optimal trajectory
- Hybrid architecture combines the hierarchical (deliberative) paradigm with the reactive paradigm
Beginning of the 1990's



- Hybrid architecture can be described as **Plan**, then **Sense-Act**
 - Planning covers a long time horizon and it uses global world model
 - Sense-Act covers the reactive (real-time) part of the control

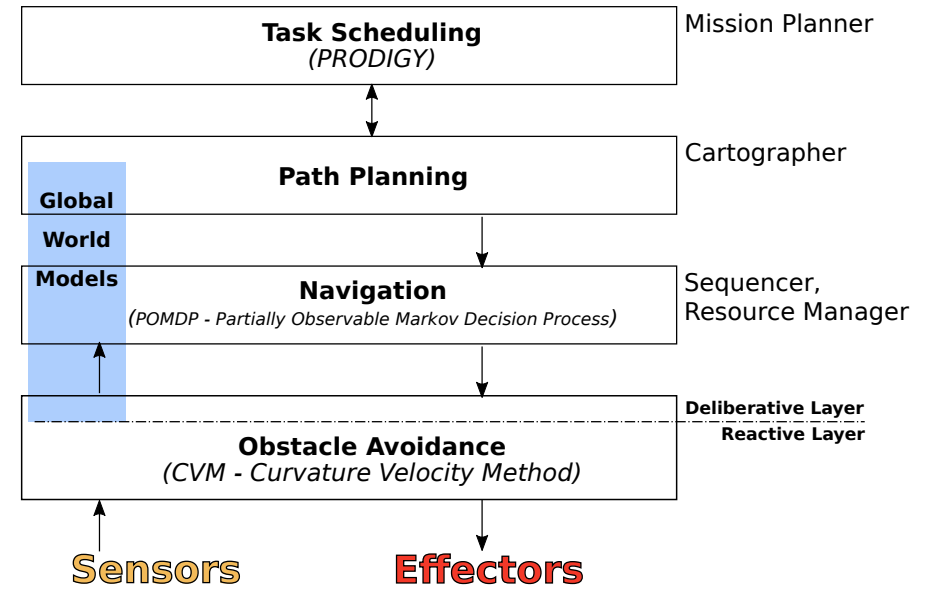
Components of Hybrid Deliberative/Reactive Paradigm

- **Sequencer** – generates a set of behaviors to accomplish a subtask
- **Resource Manager** – allocates resources to behaviors, e.g., a selection of the suitable sensors
In reactive architectures, resources for behaviors are usually hardcoded.
- **Cartographer** – creates, stores, and maintains map or spatial information, a global world model and knowledge representation
It can be a map but not necessarily
- **Mission Planner** – interacts with the operator and transform the commands into the robot term
 - Construct a mission plan, e.g., consisting of navigation to some place where a further action is taken
- **Performance Monitoring and Problem Solving** – it is a sort of **self-awareness** that allows the robot to monitor its progress

Existing Hybrid Architectures

- **Managerial architectures** use agents for high level planning at the top, then there are agents for plan refinement to the reactive behaviors at the lowest level
E.g., Autonomous Robot Architecture and Sensor Fusion Effects
- **State-Hierarchy architectures** organize activity by scope of time knowledge
E.g., 3-Tiered architectures
- **Model-Oriented architectures** concentrate on symbolic manipulation around the global world
E.g., Saphira
- **Task Control Architecture (TCA)** – layered architecture
 - Sequencer Agent, Resource Manager – Navigation Layer
 - Cartographer – Path-Planning Layer
 - Mission Planner – Task Scheduling Layer
 - Performance Monitoring Agent – Navigation, Path-Planning, Task-Scheduling
 - Emergent Behavior – Filtering

Task Architecture



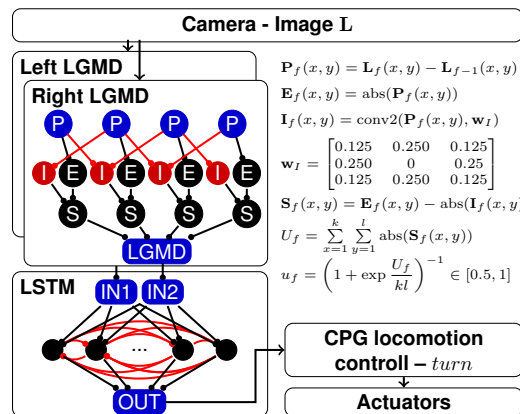
Example of Reactive Collision Avoidance

Biologically inspired reactive architecture with vision sensor and CPG

Notice, all is hardwired into the program and the robot goes 'just' ahead with avoiding intercepting obstacles

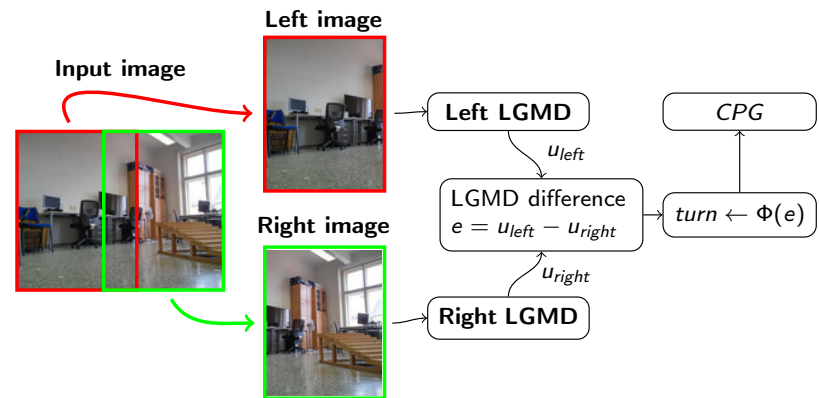


- CPG-based locomotion control can be parametrized to steer the robot motion to left or right to **avoid collisions** with approaching objects
- Avoiding collisions with obstacles and intercepting objects can be based on the visual perception inspired by the Lobula Giant Movement Detector (LGMD)
- LGMD is a neural network detecting approaching objects



Čížek, Milička, Faigl (IJCNN 2017)

LGMD-based Collision Avoidance – Control Rule




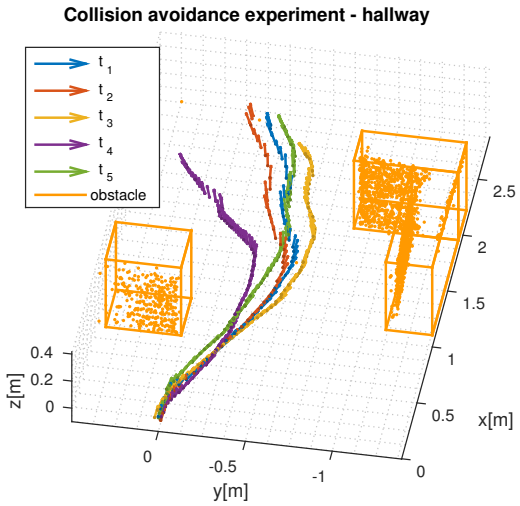
A mapping function: Φ : from the output of the LGMD vision system to the **turn** parameter of the CPG

$$\Phi(e) = \begin{cases} 100/e & \text{for } \text{abs}(e) \geq 0.2 \\ 10000 \cdot \text{sgn}(e) & \text{for } \text{abs}(e) < 0.2 \end{cases}$$

Čížek, Milička, Faigl (IJCNN 2017)



Example of LGMD-based Collision Avoidance



- LGMD output together with the proposed mapping function provide a smooth motion of the robot

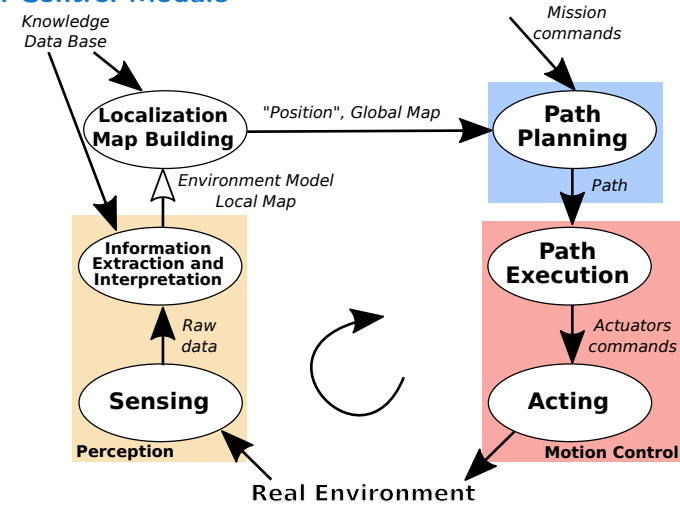
Čížek, Milička, Faigl (IJCNN 2017)

Motion Control

- An important part of navigation is execution of the planned path
- Motion control module is responsible in path realization
 - **Position control** – aims to navigate the robot to the desired location
 - **Path-Following** – the controller aims to navigate the robot along the given path
 - **Trajectory-Tracking** – it differs from the path-following in that the controller forces the robot to reach and follow a time parametrized reference (path) *E.g., a geometric path with an associated timing law*
- The controller can be realized as one of two types
 - **Feedback controller**
 - **Feedforward controller**

A Control Schema for a Mobile Robot

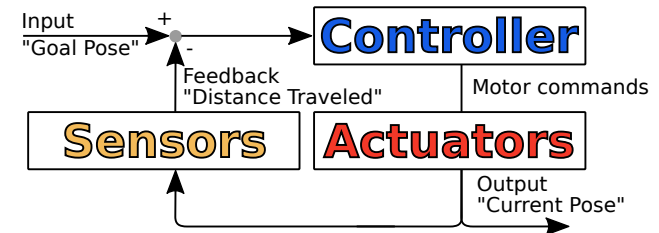
- A general control schema for a mobile robot consists of **Perception Module**, **Localization and Mapping Module**, **Path Planning Module**, and **Motion Control Module**



- In B4M36UIR, we focus on **Path Planning Module**

FeedBack Controller

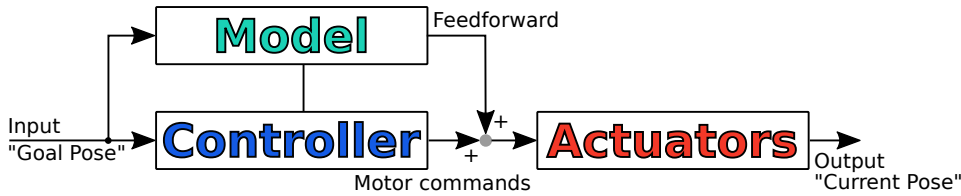
- The difference between the goal pose and the distance traveled so far is the error used to control the motors
- The controller commands the motors (actuators) which change the real robot pose
- Sensors, such as encoders for a wheeled robot, provide the information about the traveled distance



Notice, the robot may stuck, but it is not necessarily detected by the encoders

Feed-Forward Controller

- In feed-forward controller, there is not a feedback from the real world execution of the performed actions
- Instead of that, a model of the robot is employed in calculation of the expected effect of the performed action

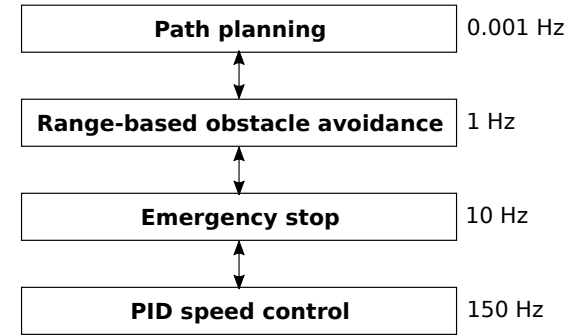


In this case, we fully rely on the assumption that the actuators will performed as expected

Summary of the Lecture

Temporal Decomposition of Control Layers

- The robot control architecture typically consists of several modules (behaviors) that may run at different frequencies
- Low-level control is usually the fastest one, while path planning is slower as the robot needs some time to reach the desired location
- An example of possible control frequencies of different control layers



Adapted from Introduction to Autonomous Mobile Robots, R. Siegwart et al.

Topics Discussed

- Robotic Paradigms
 - Hierarchical paradigm
 - Reactive paradigm
 - Hybrid Hierarchical/Reactive paradigm
- Example of Reactive architecture – collision avoidance
- Robot Control
- Next: Path and Motion Planning