

A0B17MTB – Matlab

Part #5




Miloslav Čapek

`miloslav.capek@fel.cvut.cz`

Viktor Adler, Pavel Valtr, Filip Kozák

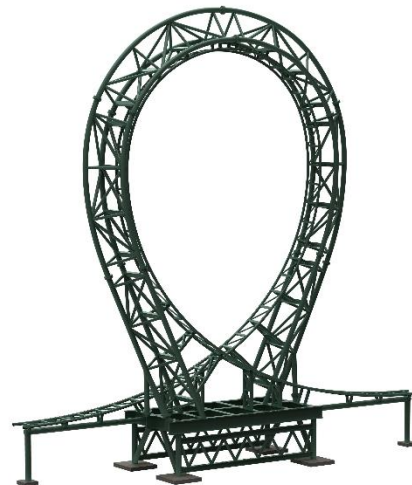
Department of Electromagnetic Field

B2-634, Prague



Learning how to ...

Loops Program branching



Program branching – loops

- repeating certain operation multiple-times, one of the basic programming techniques
- There are 2 types of cycles in Matlab:
 - `for` – the most used one, number of repetitions is known in advance
 - `while` – condition is known ensuring cycle (dis)continuation as long as it remains true
- essential programming principles to be observed:
 - memory allocation (matrix-related) of sufficient size /see later.../
 - cycles should be properly terminated /see later.../
 - to ensure terminating condition with `while` cycle /see later.../
- frequently is possible to modify the array (1D \rightarrow 2D, 2D \rightarrow 3D using function `repmat` and carry out a matrix-wise operation, under certain conditions the vectorized code is faster and more understandable, possibility of utilization of GPU)
- we always ask the question: is a cycle really necessary?

for loop

- `for` loop is applied to known number of repetitions of a group of commands

```
for m = expression
    commands
end
```

- `expression` is a vector / matrix; columns of this vector / matrix are successively assigned to `n` / `m`

```
for n = 1:4
    n
end
```

```
for m = magic(4)
    m
end
```

- frequently, `expression` is generated using `linspace` or using `„:“`, with the help of `length`, `size`, `numel`, etc.
- instead of `m` it is possible to use more relevant names like `mPoints`, `mRows`, `mSymbols`, ...
 - for clarity, it is suitable to use e.g. `mXX` for rows and `nXX` for columns

Loops #1

400 s ↑

- create a script to calculate factorial $N!$
 - use a cycle, verify your result using Matlab `factorial` function

```
%% script calculates factorial of N
clear;
...
...
...
...
...
...
...
```

- can you come up with other solutions? (e.g. using vectorising...)
- compare all possibilities for decimal input N as well

Memory allocation

- allocation can prevent perpetual increase of the size of a variable
 - Code Analyser (M-Lint) will notify you about the possibility of allocation by underlining the matrix's name
 - whenever you know the size of a variable, allocate!
 - sometimes, it pays off to allocate even when the final size is not known - then the worst-case scenario size of a matrix is allocated and then the size of the matrix is reduced
 - allocate the variables of the largest size first, then the smaller ones
- example:
 - **try...**

```
%% WITHOUT allocation
tic;
for m = 1:1e7
    A(m) = m + m;
end
toc;
% computed in 0.45s
```

```
%% WITH allocation
tic;
A = nan(1,1e7);
for m = 1:1e7
    A(m) = m + m;
end
toc;
% computed in 0.06s
```

while loop

- keeps on executing commands contained in the body of the cycle (commands) depending on a logical condition

```
while condition
    commands
end
```

- keeps on executing commands as long as all elements of the expression (condition can be a multidimensional matrix) are non-zero
 - the condition is converted to a relational expression, i.e. till all elements are true
 - logical and relational operators are often used for condition testing
- if condition is not a scalar, it can be reduced using functions `any` or `all`

Typical application of loops

```
% script generates N experiments with M throws with a coin  
clear;  
mThrows = 1e3;  
nTimes = 1e2;  
results = nan(mThrows, nTimes);  
for iTime = 1:nTimes % however, can be even further vectorized!  
    results(:, iTime) = round(rand(mThrows, 1)); % vectorized  
end
```

```
% script finds out the number of lines in a file  
clear;  
fileName = 'sin.m';  
fid = fopen(fileName, 'r');  
count = 0;  
while ~feof(fid)  
    line = fgetl(fid);  
    count = count + 1;  
end  
disp(['lines: ' num2str(count)])  
fclose(fid);
```


Loops #2

360 s ↑

- calculate the sum of integers from 1 to 100 using `while` cycle
 - apply any approach to solve the task, but use `while` cycle

```
%% script calculates sum from 1 by 1 to 100
clear;
...
...
...
...
...
...
...
...
...
...
```

- are you able to come up with another solution (using a Matlab function and without cycle)?

while cycle – infinite loop

- pay attention to conditions in `while` cycle that are always fulfilled \Rightarrow danger of infinite loop
 - mostly, not always however (!!)it is a semantic error
- trivial, but good example of a code...

```
while 1 == 1
    disp('ok');
end
```

```
while true
    disp('ok');
end
```

... that „never“ ends (shortcut to terminate: CTRL+C)

Interchange of an index an complex unit

- be careful not to confuse complex unit (i , j) for cycle index
 - try to avoid using i and j as an index
 - overloading can occur (applies generally, e.g. `>> sum = 2` overloads the `sum` function)

- find out the difference in the following pieces of code:

```
A = 0;
for i = 1:10
    A = A + 1i;
end
```

```
A = 0;
for i = 1:10
    A = A + i;
end
```

```
A = 0;
for i = 1:10
    A = A + j;
end
```

- all the commands, in principle, can be written as one line

```
A = 0; for i = 1:10, A = A + 1i; end
```

- usually less understandable, not even suitable from the point of view of the speed of the code

Nested loops, loop combining

- quite frequently there is a need for nested loops
 - consider vectorising instead
 - consider loop type
- loop nesting usually rapidly increases computational demands

```
%% script generates N experiments with M throws with a coin
clear;

mThrows = 1e3;
nTimes = 1e2;
results = nan(mThrows, nTimes);
for iThrow = 1:mThrows
    for iExperiment = 1:nTimes % not vectorized (30 times slower!!)
        results(iThrow, iExperiment) = round(rand(1));
    end
end
```

Loops #3

600 s ↑

- fill in the matrix using loops
- consider $m \in \{1, \dots, 100\}$, $n \in \{1, \dots, 20\}$, allocate matrix first
- create a new script

$$\mathbf{A}(m, n) = \frac{mn}{4} + \frac{m}{2n}$$

```

%% script fills a matrix
close all; clear;
...
...
...
...
...
...
...
...
...
...

```

- to plot the matrix \mathbf{A} use for instance the function `pcolor(A)`

Loops #4

600 s



- in the previous task the loops can be avoided entirely by using vectorising
 - it is possible to use `meshgrid` function to prepare the matrices needed

```
%% script fills a matrix
close all; clear;
M = 100;
N = 20;
[NV, MV] = meshgrid(1:N, 1:M);
A = (MV.*NV)/4 + MV./(2*NV);
pcolor(A);
```

- it is possible to use vectors with compatible sizes

```
close all; clear;
M = 100;
N = 20;
m = (1:M) .';
n = 1:N;
A = (m.*n)/4 + m./(2*n);
pcolor(A);
```

Loops #5

600 s



- visualize current distribution of a dipole antenna described as

$$I(x, t) = I_0(x) e^{-j\omega_0 t}, \quad I_0(x) = \cos(x), \quad \omega_0 = 2\pi$$

- in the interval $t \in (0, 4\pi)$, $x \in \left(-\frac{\pi}{2}, \frac{\pi}{2}\right)$ choose $N = 101$

for visualization inside the loop use following piece of code:

```
% ... your code
figure(1);
plot(x, real(I));
axis([x(1) x(end) -1 1]);
pause(0.1);
% ... your code
```

Loops #6

600 s ↑

- try to write moving average code applied to following function

$$f(x) = \sin^2(x)\cos(x) + 0.1r(x),$$

where $r(x)$ is represented by function of uniform distribution (`rand()`)

- use following parameters

```
clear; clc;
signalSize = 1e3;
x = linspace(0, 4*pi, signalSize);
f = sin(x).^2.*cos(x) + 0.1*rand(1, signalSize);
windowSize = 50;
% your code ...
```

- and then plot:

```
plot(x, f, x, my_averaged);
```

- try to make the code more efficient

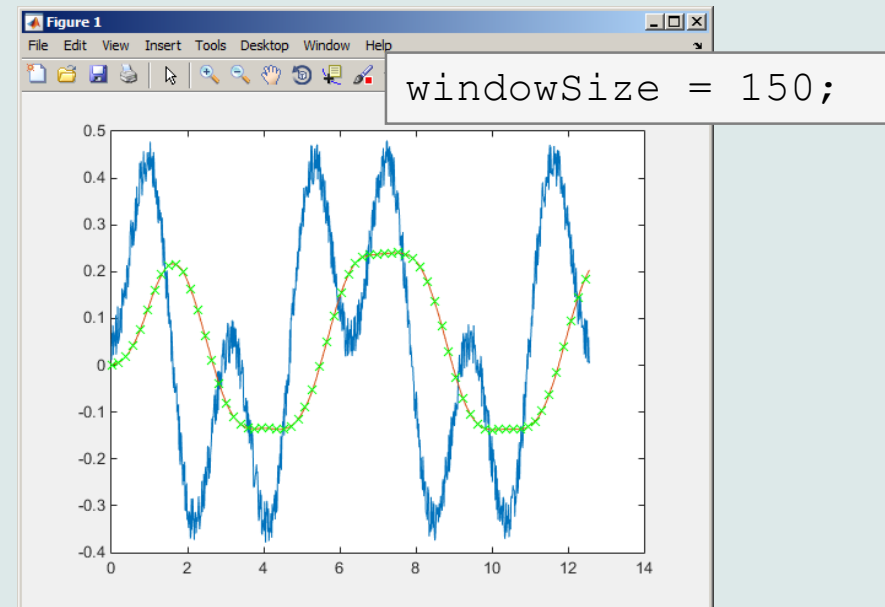
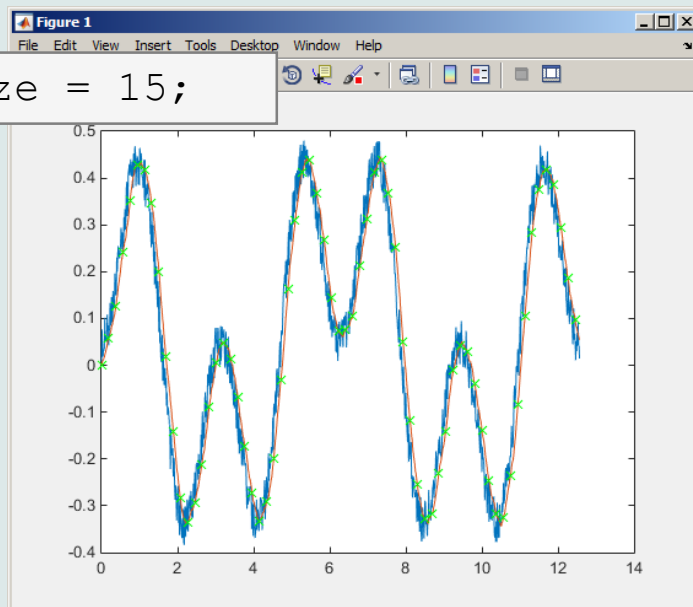
Loops #7

600 s ↑

- for comparison it is possible to use Matlab built-in function `filter`

```
F = ones(1, windowSize)/windowSize;
filtered_f = filter(F, 1, f);
hold on;
plot(x(1:15:end), filtered_f(1:15:end), 'xg');
```

- check how the result is influenced by parameter `windowSize`



break, continue

- function `break` enables to terminate execution of the loop

```
% another code ...  
for k = 1:length(A)  
    if A(k) > threshold  
        break;  
    end  
    % another code ...  
end
```

`if (true)`

- function `continue` passes control to next iteration of the loop

```
% another code ...  
for k = 1:length(A)  
    if A(k) > threshold  
        continue;  
    end  
    % another code ...  
end
```

`if (true)`

Loops vs. vectorizing #1

- since Matlab 6.5 there are two powerful hidden tools available
 - *Just-In-Time accelerator* (JIT accelerator)
 - *Run-Time Type Analysis* (RTTA)
- JIT enables partial compilation of code segments
 - precompiled loops are even faster than vectorizing
 - following rules have to be observed with respect to loops:
 - scalar index to be used with `for` loop
 - only built-in functions are called inside the body of `for` loop
 - the loop operates with scalar values only
- RTTA assumes the same data types as during the previous course of the code - significant speed up for standardized calculations
 - when measuring speed of the code, it is necessary to carry out so called warm-up (first run the code 2 or 3 times)

Loops vs. vectorizing #2

- the motivation for introduction of JIT was to catch up with 3. generation languages
 - when fully utilized, JIT's computation time is comparable to that of C or Fortran
- highest efficiency (the highest speedup) in particular
 - when loops operate with scalar data
 - when no user-defined functions are called (i.e. only build-in functions are called)
 - when each line of the loop uses JIT
- as the result, some parts of the code don't have to be vectorized (or should not even be!)
- the whole topic is more complex (and simplified here)
 - for more details see [JIT accel Matlab.pdf](#) at the webpage of this course

Loops vs. vectorizing #3

- previous statement will be verified using a simple code - filling a band matrix
- conditions for using JIT are fulfilled ...
 - working with scalars only, calling built-in functions only
 - HW and Matlab ver. dependent!
- **try it yourself...**

```
clear; clc;
N = 5e3;

tic,
mat = diag(ones(N, 1)) + ...
      2*diag(ones(N-1, 1), 1) + ...
      3*diag(ones(N-1, 1), -1);
toc,
% computed in 0.20s (2016b)
```

```
clear; clc;
N = 5e3;
mat = nan(N, N);
tic,
for n1=1:N
    for n2=1:N
        mat(n1, n2)=0;
    end
end
for n1 = 1:N
    mat(n1, n1)=1;
end
for n1 = 1:(N-1)
    mat(n1, n1+1)=2;
end
for n1 = 2:N
    mat(n1, n1-1)=3;
end
toc,
% computed in 0.49s
(2016b)
```

Program branching

- if it is needed to branch program (execute certain part of code depending on whether a condition is fulfilled), there are two basic ways:
 - `if-elseif-else-end`
 - `switch-case-otherwise-end`

```
if condition
    commands
elseif condition
    commands
elseif condition
    commands
else
    commands
end
```

```
switch variable
    case value1
        commands
    case {value2a, value2b, ...}
        commands
    case ...
        commands
    otherwise
        commands
end
```

if vs. switch

`if-elseif-else-end`

`switch-otherwise-end`

it is possible to create very complex structure
(`&&` / `||`)

simple choice of many options

`strcmp` is used to compare strings of various
lengths

test strings directly

test equality / inequality

test equality only

great deal of logical expressions is needed in
the case of testing many options

enables to easily test one of many options
using `{ }`

Program branching – `if / else / elseif`

- the most probable option should immediately follow the `if` statement
- only the `if` part is obligatory
- the `else` part is carried out only in the case where other conditions are not fulfilled
- if a $M \times N$ matrix is part of the condition, the condition is fulfilled only in the case it is fulfilled for each element of the matrix
- the condition may contain calling a function etc.
- conditions `if` may be nested

```
c = randi(1e2)
if mod(c, 2)
    disp('c is odd');
elseif c > 10
    disp('even, >10');
else
    disp('even, <=10');
end
```


Program branching – if / else / elseif

400 s ↑

- generate random numbers `r = 2*rand(8, 1)-1;`
- save the numbers in vectors `Neq` and `Pos` depending on whether each number is negative or positive; use `for` cycle, `if-else` statement and indexing for storing values of `r`

```
% your code
...
...
...
...
...
...
...
...
...
```

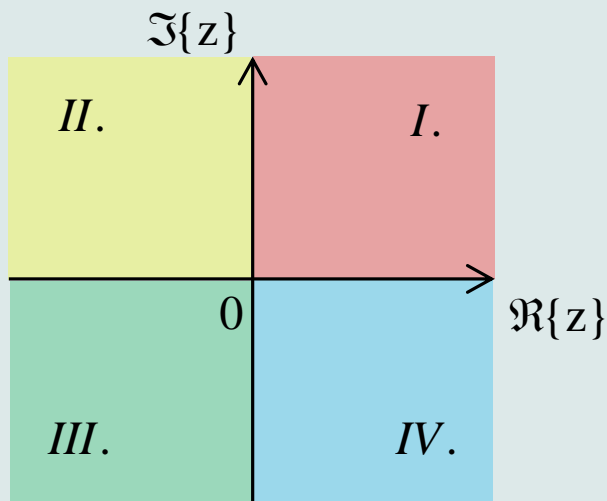
- pay attention to growth in size of vectors `Pos` and `Neq` – how to solve the problem?
- can you come up with a more elegant solution? (`for` cycle is not always necessary)

Program branching – if / else / elseif

500 s



- write a script generating a complex number and determining to what quadrant the complex number belongs to



Program branching – switch / case

- does a variable correspond to one of (usually many) values?
- the commands in the part `otherwise` are carried out when none of the cases above applies (compare to `else` in the `if` statement)
- suitable to evaluate conditions containing strings
 - if you want to learn more details on when to use `if` and when to use `switch`, visit pages blogs.mathworks.com
- it is appropriate to always terminate the statement by `otherwise` part

```
c = 0.5*randi(1e2)
switch mod(c, 2)
    case 1
        disp('c is odd integer');
    case 0
        disp('c is even integer');
    otherwise
        disp('c is decimal number');
end
```

Program branching – switch / case

450 s ↑

- create a script that, given name of a country, displays its capital (limit the number of countries to just few)

```
%% HINT
% select country
switch country
  case thisCountry
    % dispCapitalCity
  case thisCountry2
    % dispCapitalCity2
  otherwise % unknown type
    % dispUnknownCity
end
```

Program branching – switch / case

450 s ↑

- create a script that, given lengths of two sides of a right triangle, calculates the length of the third side (Pythagorean theorem)
- two sides are known together with string marking the type of unknown side ('leg' for leg or 'hyp' for hypotenuse)

```
%% HINT:  
% input variables will be here  
%(including type of unknown side)  
switch aaa % aaa denotes the type of unknown side  
    case 'leg' % calculation for the first type of side  
        % calculation1  
    case 'hyp' % calculation for the second type of side  
        % calculation2  
    otherwise % unknown type  
        % return empty (default) values  
end
```

What does the script do?

300 s ↑

- try to estimate what does the script below assign to `logResult` variable depending on input variable `vec` (a vector)
- are you able to decide whether there is a Matlab function doing the same?

```
% vec is a given vector

logResult = false;
m = 1;
while (m <= length(vec)) && (logResult == false)
    if vec(m) ~= 0
        logResult = true;
    end
    m = m + 1;
end
```

What does the script do?

300 s ↑

- try to estimate what does the script below assign to `logResult` variable depending on input variable `mat` (a matrix)
- are you able to decide whether there is a Matlab function doing the same?

```
% mat is a given matrix
count = 0;
[mRows, nColumns] = size(mat);
for m = 1:mRows
    for n = 1:nColumns
        if mat(m,n) ~= 0
            count = count + 1;
        end
    end
end
logResult = count == numel(mat);
```

Example of listing more options

- `switch` supports options listing
 - evaluation of options A1 a A2 in the same way:

```
switch my_expression
  case {'A1', 'A2'}
    % do something
  otherwise
    % do something else
end
```


Inifinite loop – `for` cycle (a riddle)

- in the last lecture we learned how to construct the infinite loop with the `while` command (`>> while true, 'ok', end`)
 - Do you think, that the infinite loop can be constructed with the `for` cycle as well?
 - How?
 - Are there any restrictions? How many cycles will be performed and why?

Discussed functions

<code>cell</code>	create cell array	●
<code>factorial</code>	calculate factorial	
<code>switch-case-otherwise-end</code>	condition statement	●
<code>for-end</code>	loop over distributed range	●
<code>while-end</code>	repeat loop while condition is true	●
<code>break, continue</code>	terminate loop, pass control to next iteration of loop	●
<code>if-elseif-else-end</code>	branching statement	●

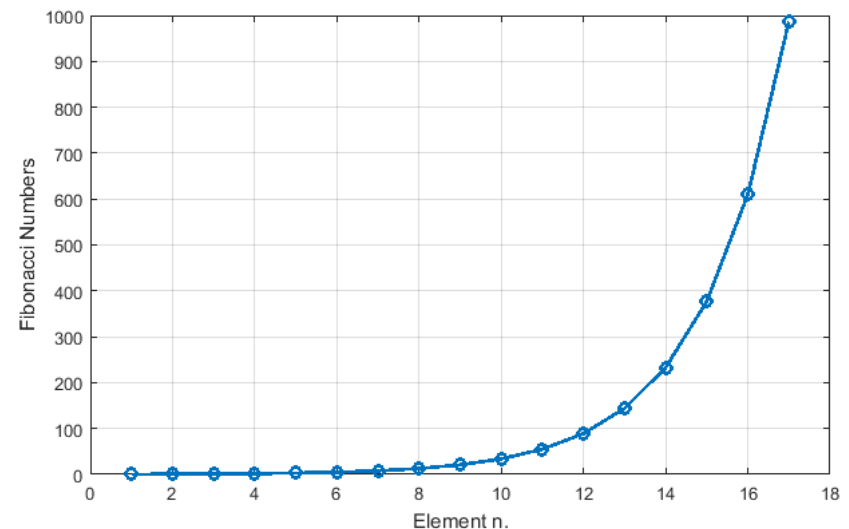
Exercise #1

600 s



- draft a script to calculate values of Fibonacci sequence up to certain value `limit`
 - have you come across this sequence already?
 - if not, find its definition
 - implementation:
 - what kind of loop you use (if any)?
 - what matrices / vectors do you allocate?

- plot the resulting series using function `plot(f, '-o')`

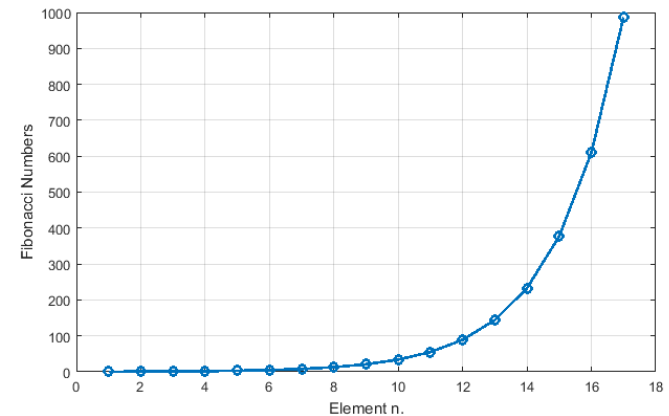


Exercise #2

240 s ↑

- rate of reproduction of rabbits:

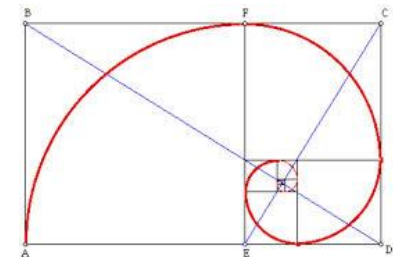
```
%% fibonacci sequence
% your code
...
...
...
...
...
...
plot(f, '-o');
xlabel('Element n.')
ylabel('Fibonacci Numbers')
```



- try to find out the relation of the series to the value of golden ratio
- try to calculate it:

$$\varphi = \frac{1 + \sqrt{5}}{2} \approx 1.618033\dots$$

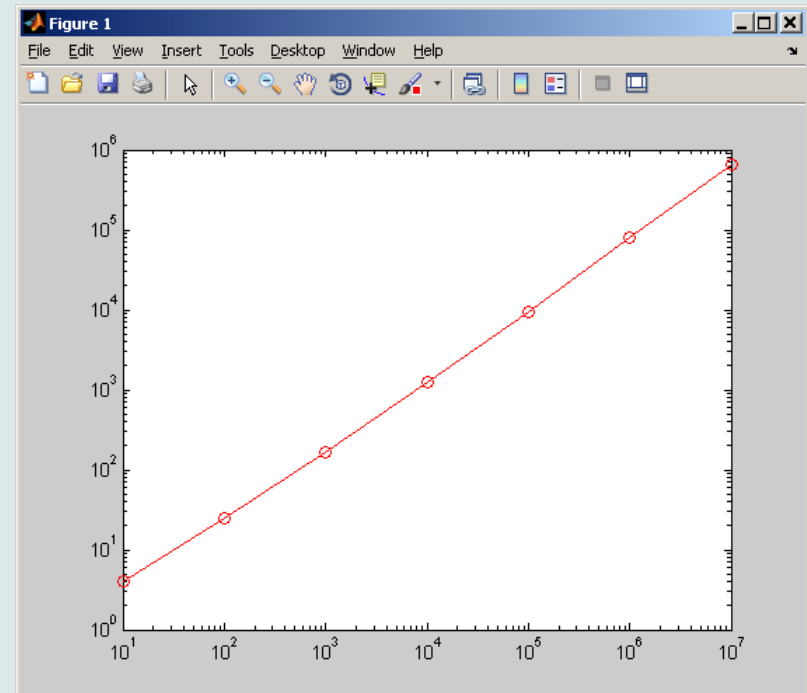
```
>> f(end) / f(end-1)
```



Exercise #3

600 s ↑

- try to determine the density of prime numbers
 - examine the function `primes` generating prime numbers
 - for the orders $10^1 - 10^7$ determine the primes density (i.e. the number of primes up to 10, to 100, ..., to 10^7)
- outline the dependence using `plot`
- use logarithmic scale (function `loglog`)
 - how does the plot change?



Exercise #4

- did you use loop?
- is it advantageous (necessary) to use a loop?
- do you allocate matrices?
- what does, in your view, have the dominant impact on computation time?

```
%% distribution of prime-numbers (version 1)
% straightforward but quite slow solution

ord = 7;
for m = 1:ord
    A(m) = 10^(m);
    P     = primes(A(m));
    B(m) = length(P);
    disp(m);
    clear P;
end
loglog(A, B, 'ro-');
```

Exercise #5

- the script can be further speeded-up
 - function `primes` is costly and can be run just once:

```
%% distribution of prime-numbers (version 2)  
% improved performance (primes is called only 1x)  
  
ord = 7;  
A = 10.^(1:ord);  
B = nan(1, ord);  
P = primes(10^ord);  
for m = 1:ord  
    B(m) = sum(P < 10^m); % true values are summed  
    disp(m);  
end  
loglog(A, B, 'ro-');
```

- would you be able to speed-up the script even more?

Exercise #6

600 s ↑

- following expansion holds true:

$$\arctan(x) = \sum_{n=0}^{\infty} (-1)^n \frac{(x)^{2n+1}}{2n+1} = x - \frac{x^3}{3} + \frac{x^5}{5} - \frac{x^7}{7} + \frac{x^9}{9} - \dots$$

- based on the expansion for $x = 1$ estimate value of π :

$$\arctan(1) = \frac{\pi}{4} = 1 - \frac{1}{3} + \frac{1}{5} - \frac{1}{7} + \frac{1}{9} - \dots$$

- determine the number of elements of the sum and computational time required to achieve estimation accuracy better than $1 \cdot 10^{-6}$

Exercise #7

600 s ↑

- estimate value of π using following expansion

$$\frac{\pi}{8} = \sum_{n=0}^{\infty} \frac{1}{(4n+1)(4n+3)} = \frac{1}{1 \cdot 3} + \frac{1}{5 \cdot 7} + \frac{1}{9 \cdot 11} + \dots$$

- determine the number of elements of the sum and computational time required to achieve estimation accuracy better than $1 \cdot 10^{-6}$

Exercise #8

600 s ↑

- use following expression to approximate π :

$$\frac{\pi}{4} = 6 \arctan\left(\frac{1}{8}\right) + 2 \arctan\left(\frac{1}{57}\right) + \arctan\left(\frac{1}{239}\right)$$

- use following expression to implement the arctan function :

$$\arctan(x) = \sum_{n=0}^{\infty} (-1)^n \frac{(x)^{2n+1}}{2n+1} = x - \frac{x^3}{3} + \frac{x^5}{5} - \frac{x^7}{7} + \frac{x^9}{9} - \dots$$

- determine the number of elements of the sum and computational time required to achieve estimation accuracy better than $1 \cdot 10^{-6}$ and compare the solution with previous solutions

Thank you!



ver. 10.1 (29/10/2018)

Miloslav Čapek

miloslav.capek@fel.cvut.cz

Apart from educational purposes at CTU, this document may be reproduced,
stored or transmitted only with the prior permission of the authors.

Document created as part of A0B17MTB course.

