



**OPPA European Social Fund
Prague & EU: We invest in your future.**

► The Triangulation Problem

Problem: Given cameras $\mathbf{P}_1, \mathbf{P}_2$ and a correspondence $x \leftrightarrow y$ compute a 3D point \mathbf{X} projecting to x and y

$$\lambda_1 \underline{\mathbf{x}} = \mathbf{P}_1 \underline{\mathbf{X}}, \quad \lambda_2 \underline{\mathbf{y}} = \mathbf{P}_2 \underline{\mathbf{X}}, \quad \underline{\mathbf{x}} = \begin{bmatrix} u^1 \\ v^1 \\ 1 \end{bmatrix}, \quad \underline{\mathbf{y}} = \begin{bmatrix} u^2 \\ v^2 \\ 1 \end{bmatrix}, \quad \mathbf{P}_i = \begin{bmatrix} (\mathbf{p}_1^i)^\top \\ (\mathbf{p}_2^i)^\top \\ (\mathbf{p}_3^i)^\top \end{bmatrix}$$

Linear triangulation method

$$\begin{aligned} u^1 (\mathbf{p}_3^1)^\top \underline{\mathbf{X}} &= (\mathbf{p}_1^1)^\top \underline{\mathbf{X}}, & u^2 (\mathbf{p}_3^2)^\top \underline{\mathbf{X}} &= (\mathbf{p}_1^2)^\top \underline{\mathbf{X}}, \\ v^1 (\mathbf{p}_3^1)^\top \underline{\mathbf{X}} &= (\mathbf{p}_2^1)^\top \underline{\mathbf{X}}, & v^2 (\mathbf{p}_3^2)^\top \underline{\mathbf{X}} &= (\mathbf{p}_2^2)^\top \underline{\mathbf{X}}, \end{aligned}$$

Gives

$$\mathbf{D} \underline{\mathbf{X}} = \mathbf{0}, \quad \mathbf{D} = \begin{bmatrix} u^1 (\mathbf{p}_3^1)^\top - (\mathbf{p}_1^1)^\top \\ v^1 (\mathbf{p}_3^1)^\top - (\mathbf{p}_2^1)^\top \\ u^2 (\mathbf{p}_3^2)^\top - (\mathbf{p}_1^2)^\top \\ v^2 (\mathbf{p}_3^2)^\top - (\mathbf{p}_2^2)^\top \end{bmatrix}, \quad \mathbf{D} \in \mathbb{R}^{4,4}, \quad \underline{\mathbf{X}} \in \mathbb{R}^4 \quad (12)$$

- back-projected rays will generally not intersect due to image error, see next
- using Jack-knife (Slide 66) not recommended sensitive to small error
- we will use SVD (Slide 86)
- but the result will not be invariant to projective frame
replacing $\mathbf{P}_1 \mapsto \mathbf{P}_1 \mathbf{H}$, $\mathbf{P}_2 \mapsto \mathbf{P}_2 \mathbf{H}$ does not always result in $\underline{\mathbf{X}} \mapsto \mathbf{H}^{-1} \underline{\mathbf{X}}$
- the homogeneous form in (12) can represent points at infinity

► The Least-Squares Triangulation by SVD

- if \mathbf{D} is full-rank we may minimize the algebraic least-squares error

$$\epsilon^2(\underline{\mathbf{X}}) = \|\mathbf{D}\underline{\mathbf{X}}\|^2 \quad \text{s.t.} \quad \|\underline{\mathbf{X}}\| = 1, \quad \underline{\mathbf{X}} \in \mathbb{R}^4$$

- let \mathbf{D}_i be the i -th row of \mathbf{D} , then

$$\|\mathbf{D}\underline{\mathbf{X}}\|^2 = \sum_{i=1}^4 (\mathbf{D}_i \underline{\mathbf{X}})^2 = \sum_{i=1}^4 \underline{\mathbf{X}}^\top \mathbf{D}_i^\top \mathbf{D}_i \underline{\mathbf{X}} = \underline{\mathbf{X}}^\top \mathbf{Q} \underline{\mathbf{X}}, \quad \text{where } \mathbf{Q} = \sum_{i=1}^4 \mathbf{D}_i^\top \mathbf{D}_i = \mathbf{D}^\top \mathbf{D} \in \mathbb{R}^{4,4}$$

- we write the SVD of \mathbf{Q} as $\mathbf{Q} = \sum_{j=1}^4 \sigma_j^2 \mathbf{u}_j \mathbf{u}_j^\top$, in which [Golub & van Loan 1996, Sec. 2.5]

$$\sigma_1^2 \geq \dots \geq \sigma_4^2 \geq 0 \quad \text{and} \quad \mathbf{u}_l^\top \mathbf{u}_m = \begin{cases} 0 & \text{if } l \neq m \\ 1 & \text{otherwise} \end{cases}$$

- then

$$\underline{\mathbf{X}} = \arg \min_{\mathbf{q}, \|\mathbf{q}\|=1} \mathbf{q}^\top \mathbf{Q} \mathbf{q} = \mathbf{u}_4, \quad \mathbf{q}^\top \mathbf{Q} \mathbf{q} = \sum_{j=1}^4 \sigma_j^2 \mathbf{q}^\top \mathbf{u}_j \mathbf{u}_j^\top \mathbf{q} = \sum_{j=1}^4 \sigma_j^2 (\mathbf{u}_j^\top \mathbf{q})^2$$

we have a sum of non-negative elements $0 \leq (\mathbf{u}_j^\top \mathbf{q})^2 \leq 1$, let $\mathbf{q} = \mathbf{u}_4 + \bar{\mathbf{q}}$ s.t. $\bar{\mathbf{q}} \perp \mathbf{u}_4$, then

$$\mathbf{q}^\top \mathbf{Q} \mathbf{q} = \sigma_4^2 + \sum_{j=1}^3 \sigma_j^2 (\mathbf{u}_j^\top \bar{\mathbf{q}})^2 \geq \sigma_4^2$$

- if $\sigma_4 \ll \sigma_3$, there is a unique solution $\underline{\mathbf{X}} = \mathbf{u}_4$ with residual error $(\mathbf{D} \underline{\mathbf{X}})^2 = \sigma_4^2$
the quality (conditioning) of the solution may be expressed as $q = \sigma_3/\sigma_4$ (greater is better)

Matlab code for the least-squares solver:

```
[U,0,V] = svd(D);
X = V(:,end);
q = 0(3,3)/0(4,4);
```

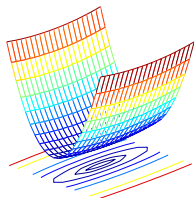
⊛ P1; 2pt: Why did we decompose \mathbf{D} and not $\mathbf{Q} = \mathbf{D}^\top \mathbf{D}$? Could we use QR decomposition instead of SVD?

Numerical Conditioning

- The equation $\mathbf{D}\underline{\mathbf{X}} = \mathbf{0}$ in (12) may be ill-conditioned for numerical computation, which results in a poor estimate for $\underline{\mathbf{X}}$.

Why: on a row of \mathbf{D} there are big entries together with small entries, e.g. of orders projection centers in mm, image points in px

$$\begin{bmatrix} 10^3 & 0 & 10^3 & 10^6 \\ 0 & 10^3 & 10^3 & 10^6 \\ 10^3 & 0 & 10^3 & 10^6 \\ 0 & 10^3 & 10^3 & 10^6 \end{bmatrix}$$



Quick fix:

- re-scale the problem by a regular diagonal conditioning matrix $\mathbf{S} \in \mathbb{R}^{4,4}$

$$\mathbf{0} = \mathbf{D}\mathbf{q} = \mathbf{D}\mathbf{S}\mathbf{S}^{-1}\mathbf{q} = \bar{\mathbf{D}}\bar{\mathbf{q}}$$

choose \mathbf{S} to make the entries in $\hat{\mathbf{D}}$ all smaller than unity in absolute value:

$$\mathbf{S} = \text{diag}(10^{-3}, 10^{-3}, 10^{-3}, 10^{-6})$$

$$\mathbf{S} = \text{diag}(1./\max(\max(\text{abs}(\mathbf{D})), 1))$$

- solve for $\bar{\mathbf{q}}$ as before
- get the final solution as $\mathbf{q} = \mathbf{S}\bar{\mathbf{q}}$

- when SVD is used in camera resectioning, conditioning is essential for success

→ Slide 65

Algebraic Error vs Reprojection Error

- algebraic residual error:

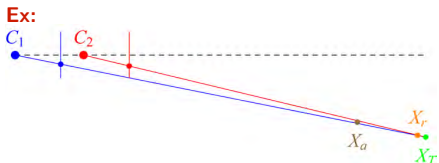
from SVD \rightarrow Slide 87

$$\varepsilon^2 = \sigma_4^2 = \sum_{c=1}^2 \left[\left(u^c (\mathbf{p}_3^c)^\top \mathbf{X} - (\mathbf{p}_1^c)^\top \mathbf{X} \right)^2 + \left(v^c (\mathbf{p}_3^c)^\top \mathbf{X} - (\mathbf{p}_2^c)^\top \mathbf{X} \right)^2 \right]$$

- reprojection error

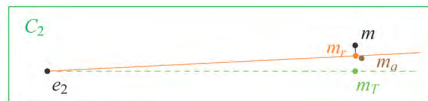
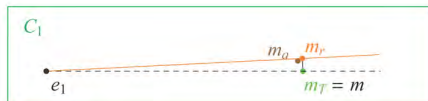
$$e^2 = \sum_{c=1}^2 \left[\left(u^c - \frac{(\mathbf{p}_1^c)^\top \mathbf{X}}{(\mathbf{p}_3^c)^\top \mathbf{X}} \right)^2 + \left(v^c - \frac{(\mathbf{p}_2^c)^\top \mathbf{X}}{(\mathbf{p}_3^c)^\top \mathbf{X}} \right)^2 \right]$$

- algebraic error zero \Rightarrow reprojection error zero $\sigma_4 = 0 \Rightarrow$ non-trivial null space
- epipolar constraint satisfied \Rightarrow equivalent results
- in general: minimizing algebraic error cheap but it gives inferior results
- minimizing reprojection error expensive but it gives good results
- the gold standard method – deferred to Slide 100



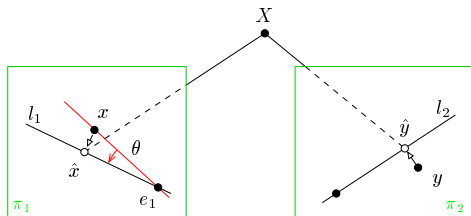
- forward camera motion
- error $f/50$ in image 2, orthogonal to epipolar plane

X_T – noiseless ground truth position
 X_r – reprojection error minimizer
 X_a – algebraic error minimizer
 m – measurement (m_T with noise in v^2)



Optimal Triangulation for the Geeks

- detected image points x, y do not satisfy epipolar geometry exactly
- as a result optical rays do not intersect in space, we must correct the image points to \hat{x}, \hat{y} first



- given epipolar line l_1 and l_2 , $l_2 \simeq \mathbf{F}[\underline{e}_1]_{\times} \underline{l}_1$ the \hat{x}, \hat{y} are the closest points on l_1, l_2
- parameterize all possible l_1 by θ
 - find θ after translating $\underline{x}, \underline{y}$ to $(0, 0, 1)$, rotating the epipoles to $(1, 0, f_1), (1, 0, f_2)$, and parameterising $\underline{l}_1 = (0, \theta, 1) \times (1, 0, f_1)$

- minimise the error

$$\theta^* = \arg \min_{\theta} d^2(x, l_1(\theta)) + d^2(y, l_2(\theta))$$

the problem reduces to 6-th degree polynomial root finding, see [H&Z, Sec 12.5.2]

- compute \hat{x}, \hat{y} and triangulate using the linear method on Slide 85
 - the midpoint of the common perpendicular to both optical rays gives about 50% greater error in 3D
 - a fully optimal procedure requires error re-definition in order to get the most probable \hat{x}, \hat{y}

► We Have Added to The ZOO

Continuation from Slide 71

problem	given	unknown	slide
resectioning	6 world–img correspondences $\{(X_i, m_i)\}_{i=1}^6$	P	65
exterior orientation	K , 3 world–img correspondences $\{(X_i, m_i)\}_{i=1}^3$	R, C	69
fundamental matrix	7 img–img correspondences $\{(m_i, m'_i)\}_{i=1}^7$	F	81
relative orientation	K , 5 img–img correspondences $\{(m_i, m'_i)\}_{i=1}^5$	R, t	84
triangulation	1 img–img correspondence (m_i, m'_i)	X	85

A bigger ZOO at <http://cmp.felk.cvut.cz/minimal/>

calibrated problems

- have fewer degenerate configurations
- can do with fewer points (good for geometry proposal generators → Slide 113)

- algebraic error optimization (with SVD) makes sense in resectioning and triangulation only
- but it is not the best method; we will now focus on ‘optimizing optimally’




Optimization for 3D Vision

- 5 Algebraic Error Optimization
- 6 The Concept of Error for Epipolar Geometry
- 7 Levenberg-Marquardt's Iterative Optimization
- 8 The Correspondence Problem
- 9 Optimization by Random Sampling

covered by

- [1] [H&Z] Secs: 11.4, 11.6, 4.7
- [2] Fischler, M.A. and Bolles, R.C . Random Sample Consensus: A Paradigm for Model Fitting with Applications to Image Analysis and Automated Cartography. *Communications of the ACM* 24(6):381–395, 1981

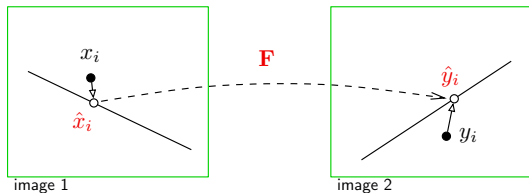
additional references

-  P. D. Sampson. Fitting conic sections to 'very scattered' data: An iterative refinement of the Bookstein algorithm. *Computer Vision, Graphics, and Image Processing*, 18:97–108, 1982.
-  O. Chum, J. Matas, and J. Kittler. Locally optimized RANSAC. In *Proc DAGM, LNCS 2781:236–243*. Springer-Verlag, 2003.
-  O. Chum, T. Werner, and J. Matas. Epipolar geometry estimation via RANSAC benefits from the oriented epipolar constraint. In *Proc ICPR, vol 1:112–115*, 2004.

► The Concept of Error for Epipolar Geometry

Problem: Given at least 8 corresponding points $x_i \leftrightarrow y_j$ in a general position, estimate the most likely (or most probable) fundamental matrix \mathbf{F} .

$$\mathbf{x}_i = (u_i^1, v_i^1), \quad \mathbf{y}_i = (u_i^2, v_i^2), \quad i = 1, 2, \dots, k, \quad k \geq 8$$



- detected points x_i, y_i ; the correspondence set is $S = \{(x_i, y_i)\}_{i=1}^k$
- corrected points \hat{x}_i, \hat{y}_i ; the set is $\hat{S} = \{(\hat{x}_i, \hat{y}_i)\}_{i=1}^k$
- corrected points satisfy the epipolar geometry exactly $\hat{\mathbf{y}}_i^\top \mathbf{F} \hat{\mathbf{x}}_i = 0, i = 1, \dots, k$
- small correction is more probable
- ok, but we need to choose a definite error function for optimization that is tractable
- the solution for calibrated cameras (unknown \mathbf{E}) is essentially the same and is not mentioned here explicitly

- Let $V(\cdot)$ be a positive semi-definite 'energy function'
- e.g., per correspondence,

$$V_i(x_i, y_i | \hat{x}_i, \hat{y}_i, \mathbf{F}) = \|\mathbf{x}_i - \hat{\mathbf{x}}_i\|^2 + \|\mathbf{y}_i - \hat{\mathbf{y}}_i\|^2 \quad (13)$$

- the total (negative) log-likelihood (of all data) then is

$$L(S | \hat{S}, \mathbf{F}) = \sum_{i=1}^k V_i(x_i, y_i | \hat{x}_i, \hat{y}_i, \mathbf{F})$$

- and the optimization problem is

$$(\hat{S}^*, \mathbf{F}^*) = \arg \min_{\substack{\mathbf{F} \\ \text{rank } \mathbf{F} = 2}} \min_{\substack{\hat{S} \\ \hat{\mathbf{y}}_i^\top \mathbf{F} \hat{\mathbf{x}}_i = 0}} \sum_{i=1}^k V_i(x_i, y_i | \hat{x}_i, \hat{y}_i, \mathbf{F}) \quad (14)$$

we mention 3 approaches

1. direct optimization of 'geometric error' over all variables \hat{S}, \mathbf{F} Slide 95
2. approximate minimization of $L(S | \hat{S}, \mathbf{F})$ over \hat{S} followed by minimization over \mathbf{F} Slide 96
3. marginalization of $L(S, \hat{S} | \mathbf{F})$ over \hat{S} followed by minimization over \mathbf{F}

Method 1: Geometric Error Optimization

- we need to encode the constraints $\hat{\mathbf{y}}_i^T \mathbf{F} \hat{\mathbf{x}}_i = 0$, $\text{rank } \mathbf{F} = 2$
- idea: reconstruct 3D point via equivalent projection matrices and use reprojection error
- equivalent projection matrices are [see \[H&Z, Sec. 9.5\] for complete characterization](#)

$$\mathbf{P}_1 = [\mathbf{I} \quad \mathbf{0}], \quad \mathbf{P}_2 = [[\mathbf{e}_2]_{\times} \mathbf{F} + \mathbf{e}_2 \mathbf{e}_1^T \quad \mathbf{e}_2]$$

⊗ H3; 2pt: Verify that \mathbf{F} is a f.m. of $\mathbf{P}_1, \mathbf{P}_2$, for instance that $\mathbf{F} \simeq \mathbf{Q}_2^{-T} \mathbf{Q}_1^T [\mathbf{e}_1]_{\times}$

1. compute $\mathbf{F}^{(0)}$ by the 7-point algorithm Slide 81
2. construct camera $\mathbf{P}_2^{(0)}$ from $\mathbf{F}^{(0)}$
3. triangulate 3D points $\hat{\mathbf{X}}_i^{(0)}$ from correspondences (x_i, y_i) for all $i = 1, \dots, k$ Slide 85
4. express the energy function as reprojection error

$$W_i(x_i, y_i \mid \hat{\mathbf{X}}_i, \mathbf{P}_2) = \|\mathbf{x}_i - \hat{\mathbf{x}}_i\|^2 + \|\mathbf{y}_i - \hat{\mathbf{y}}_i\|^2 \quad \text{where} \quad \hat{\mathbf{x}}_i \simeq \mathbf{P}_1 \hat{\mathbf{X}}_i, \quad \hat{\mathbf{y}}_i \simeq \mathbf{P}_2(\mathbf{F}) \hat{\mathbf{X}}_i$$

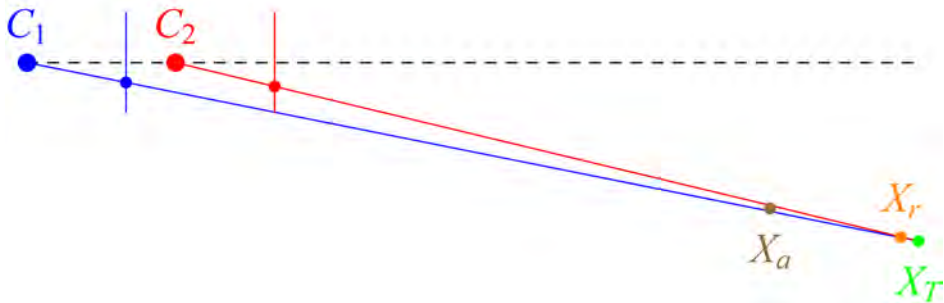
5. starting from $\mathbf{P}_2^{(0)}, \hat{\mathbf{X}}^{(0)}$ minimize

$$(\hat{\mathbf{X}}^*, \mathbf{P}_2^*) = \arg \min_{\mathbf{P}_2, \hat{\mathbf{X}}} \sum_{i=1}^k W_i(x_i, y_i \mid \hat{\mathbf{X}}_i, \mathbf{P}_2)$$

6. compute \mathbf{F} from $\mathbf{P}_1, \mathbf{P}_2^*$

- $3k + 12$ 'parameters' to be found: latent: $\hat{\mathbf{X}}_i$, for all i (correspondences!), non-latent: \mathbf{P}_2
- there are pitfalls; this is essentially bundle adjustment; we will return to this later Slide 133

Thank You









**OPPA European Social Fund
Prague & EU: We invest in your future.**
