



**OPPA European Social Fund
Prague & EU: We invest in your future.**

► Three-Point Exterior Orientation Problem (P3P)

Calibrated camera rotation and translation from Perspective images of 3 reference Points.

Problem: Given \mathbf{K} and three corresponding pairs $\{(m_i, X_i)\}_{i=1}^3$, find \mathbf{R} , \mathbf{C} by solving

$$\lambda_i \underline{\mathbf{m}}_i = \mathbf{K} \mathbf{R} (\mathbf{X}_i - \mathbf{C}), \quad i = 1, 2, 3$$

1. Transform $\underline{\mathbf{v}}_i \stackrel{\text{def}}{=} \mathbf{K}^{-1} \underline{\mathbf{m}}_i$. Then

$$\lambda_i \underline{\mathbf{v}}_i = \mathbf{R} (\mathbf{X}_i - \mathbf{C}). \quad (9)$$

2. Eliminate \mathbf{R} by taking rotation preserves length: $\|\mathbf{R}\mathbf{x}\| = \|\mathbf{x}\|$

$$|\lambda_i| \cdot \|\underline{\mathbf{v}}_i\| = \|\mathbf{X}_i - \mathbf{C}\| \quad (10)$$

3. Consider only angles among $\underline{\mathbf{v}}_i$ and apply Cosine Law per triangle $(\mathbf{C}, \mathbf{X}_i, \mathbf{X}_j)$ $i, j = 1, 2, 3, i \neq j$

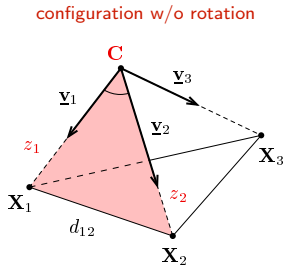
$$d_{ij}^2 = z_i^2 + z_j^2 - 2 z_i z_j c_{ij},$$

$$z_i = \|\mathbf{X}_i - \mathbf{C}\|, \quad d_{ij} = \|\mathbf{X}_j - \mathbf{X}_i\|, \quad c_{ij} = \cos(\angle \underline{\mathbf{v}}_i \underline{\mathbf{v}}_j)$$

4. Solve system of 3 quadratic eqs in 3 unknowns z_i [Fischler & Bolles, 1981]
there may be no real root; there are up to 4 solutions that cannot be ignored

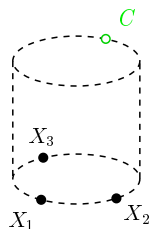
(verify on additional points)

5. Compute \mathbf{C} by trilateration (3-sphere intersection) from \mathbf{X}_i and z_i , λ_i from (10) and \mathbf{R} from (9)



Similar problems (P4P with unknown f) at <http://cmp.felk.cvut.cz/minimal/> (with code)

Degenerate (Critical) Configurations for Exterior Orientation



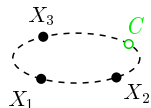
unstable solution

- center of projection C located on the orthogonal circular cylinder with base circumscribing the three points X_i

degenerate

- camera C is coplanar with points (X_1, X_2, X_3) but is not on the circumscribed circle of (X_1, X_2, X_3)

unstable: a small change of X_i results in a large change of C
can be detected by error propagation



no solution

- C cocyclic with (X_1, X_2, X_3)

- additional critical configurations depend on the method to solve the quadratic equations

[Haralick et al. IJCV 1994]

► Populating A Little ZOO of Minimal Geometric Problems in CV

problem	given	unknown	slide
resectioning	6 world–img correspondences $\{(X_i, m_i)\}_{i=1}^6$	P	65
exterior orientation	K , 3 world–img correspondences $\{(X_i, m_i)\}_{i=1}^3$	R, C	69

- resectioning and exterior orientation are similar problems in a sense:
 - we do resectioning when our camera is uncalibrated
 - we do orientation when our camera is calibrated
- more problems to come

Computing with a Camera Pair

- 4 Camera Motions Inducing Epipolar Geometry
- 5 Estimating Fundamental Matrix from 7 Correspondences
- 6 Estimating Essential Matrix from 5 Correspondences
- 7 Triangulation: 3D Point Position from a Pair of Corresponding Points
- 8 Camera Motions Inducing Homographies
- 9 Estimating Relative Homography from Correspondences

covered by

[1] [H&Z] Secs: 9.1, 9.2, 9.6, 11.1, 11.2, 11.9, 12.2, 12.3, 12.5.1

[2] H. Li and R. Hartley. Five-point motion estimation made easy. In *Proc ICPR 2006*, pp. 630–633

additional references

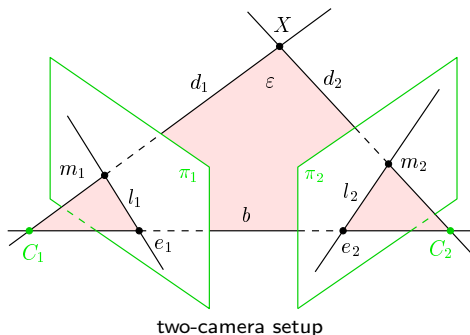


H. Longuet-Higgins. A computer algorithm for reconstructing a scene from two projections. *Nature*, 293 (5828):133–135, 1981.

► Geometric Model of a Camera Pair

Epipolar geometry:

- brings constraints necessary for inter-image matching
- its parametric form encapsulates information about the relative pose of two cameras



Description

- baseline b joins projection centers C_1, C_2
$$\mathbf{b} = \mathbf{C}_2 - \mathbf{C}_1$$
- epipole $e_i \in \pi_i$ is the image of C_j :
$$\mathbf{e}_1 \simeq \mathbf{P}_1 \mathbf{C}_2, \quad \mathbf{e}_2 \simeq \mathbf{P}_2 \mathbf{C}_1$$
- $l_i \in \pi_i$ is the image of epipolar plane
$$\varepsilon = (C_2, X, C_1)$$
- l_j is the epipolar line in image π_j induced by m_i in image π_i

Epipolar constraint: d_2, b, d_1 are coplanar

a necessary condition, see also Slide 87

► Cross Products and Maps by Antisymmetric 3×3 Matrices

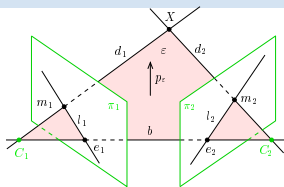
- There is an equivalence $\mathbf{b} \times \mathbf{m} = [\mathbf{b}]_{\times} \mathbf{m}$, where $[\mathbf{b}]_{\times}$ is a 3×3 antisymmetric matrix

$$[\mathbf{b}]_{\times} = \begin{bmatrix} 0 & -b_3 & b_2 \\ b_3 & 0 & -b_1 \\ -b_2 & b_1 & 0 \end{bmatrix}, \quad \text{assuming } \mathbf{b} = \begin{bmatrix} b_1 \\ b_2 \\ b_3 \end{bmatrix}$$

Some properties

- $[\mathbf{b}]_{\times}^{\top} = -[\mathbf{b}]_{\times}$ the general antisymmetry property
- $\|[\mathbf{b}]_{\times}\|_F = \sqrt{2} \|\mathbf{b}\|$ Frobenius norm ($\|\mathbf{A}\|_F^2 = \sum_{i,j} |a_{ij}|^2$)
- $[\mathbf{b}]_{\times} \mathbf{b} = \mathbf{0}$
- $\text{rank} [\mathbf{b}]_{\times} = 2$ iff $\|\mathbf{b}\| > 0$ check minors of $[\mathbf{b}]_{\times}$
- if $\mathbf{R}\mathbf{R}^{\top} = \mathbf{I}$ then $[\mathbf{R}\mathbf{b}]_{\times} = \mathbf{R} [\mathbf{b}]_{\times} \mathbf{R}^{\top}$
- $[\mathbf{B}\mathbf{z}]_{\times} \simeq \mathbf{B}^{-\top} [\mathbf{z}]_{\times} \mathbf{B}^{-1}$ in general, $[\mathbf{A}^{-1}\mathbf{t}]_{\times} \cdot \det \mathbf{A} = \mathbf{A}^{\top} [\mathbf{t}]_{\times} \mathbf{A}$
- if \mathbf{R}_b is rotation about \mathbf{b} then $[\mathbf{R}_b \mathbf{b}]_{\times} = [\mathbf{b}]_{\times}$

► Expressing Epipolar Constraint Algebraically



$$\mathbf{P}_i = [\mathbf{Q}_i \quad \mathbf{q}_i] = \mathbf{K}_i [\mathbf{R}_i \quad \mathbf{t}_i], \quad i = 1, 2$$

\mathbf{R}_{21} – relative camera rotation, $\mathbf{R}_{21} = \mathbf{R}_2 \mathbf{R}_1^\top$

\mathbf{t}_{21} – relative camera translation, $\mathbf{t}_{21} = \mathbf{R}_{21} \mathbf{t}_1 - \mathbf{t}_2 = \mathbf{R}_2 \mathbf{b}$

remember: $\mathbf{C} = -\mathbf{Q}^{-1} \mathbf{q} = -\mathbf{R}^\top \mathbf{t}$ (Slides 30 and 32)

$$0 = \mathbf{d}_2^\top \underbrace{\mathbf{p}_\varepsilon}_{\text{normal of } \varepsilon} \simeq \underbrace{(\mathbf{Q}_2^{-1} \mathbf{m}_2)^\top}_{\text{optical ray}} \underbrace{\mathbf{Q}_1^\top \mathbf{l}_1}_{\text{optical plane}} = \mathbf{m}_2^\top \underbrace{\mathbf{Q}_2^{-\top} \mathbf{Q}_1^\top (\mathbf{e}_1 \times \mathbf{m}_1)}_{\text{image of } \varepsilon \text{ in } \pi_2} = \mathbf{m}_2^\top \underbrace{(\mathbf{Q}_2^{-\top} \mathbf{Q}_1^\top [\mathbf{e}_1]_\times)}_{\text{fundamental matrix } \mathbf{F}} \mathbf{m}_1$$

Epipolar constraint $\mathbf{m}_2^\top \mathbf{F} \mathbf{m}_1 = 0$ is a point-line incidence constraint

- point \mathbf{m}_2 is incident on epipolar line $\mathbf{l}_2 \simeq \mathbf{F} \mathbf{m}_1$
- point \mathbf{m}_1 is incident on epipolar line $\mathbf{l}_1 \simeq \mathbf{F}^\top \mathbf{m}_2$
- $\mathbf{F} \mathbf{e}_1 = \mathbf{F}^\top \mathbf{e}_2 = \mathbf{0}$ (non-trivially)
- all epipolars meet at the epipole

$$\mathbf{e}_1 \simeq \mathbf{Q}_1 \mathbf{C}_2 + \mathbf{q}_1 = \mathbf{Q}_1 \mathbf{C}_2 - \mathbf{Q}_1 \mathbf{C}_1 = \mathbf{K}_1 \mathbf{R}_1 \mathbf{b}$$

$$\mathbf{F} = \mathbf{Q}_2^{-\top} \mathbf{Q}_1^\top [\mathbf{e}_1]_\times = \mathbf{Q}_2^{-\top} \mathbf{Q}_1^\top [\mathbf{K}_1 \mathbf{R}_1 \mathbf{b}]_\times = \overset{\text{1}}{\dots} = \mathbf{K}_2^{-\top} \underbrace{[\mathbf{t}_{21}]_\times \mathbf{R}_{21}}_{\text{essential matrix } \mathbf{E}} \mathbf{K}_1^{-1} \quad \text{Slide 74}$$

$$\mathbf{E} = [\mathbf{t}_{21}]_\times \mathbf{R}_{21} = \underbrace{[\mathbf{R}_2 \mathbf{b}]_\times}_{\text{baseline in Cam 1}} \mathbf{R}_{21} = \mathbf{R}_{21} \underbrace{[\mathbf{R}_1 \mathbf{b}]_\times}_{\text{baseline in Cam 2}}$$

Epipole is the Image of the Other Camera




image 1

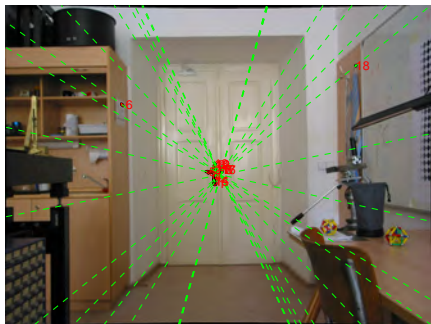
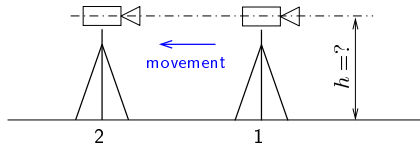
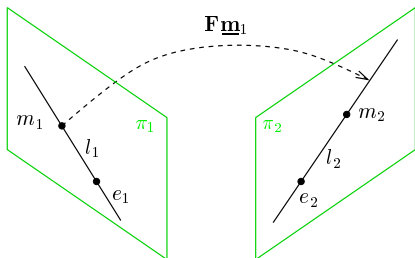


image 2

Camera moved horizontally: How high is it above floor?



► A Summary of the Epipolar Constraint



$$0 = \underline{\mathbf{m}}_2^\top \mathbf{F} \underline{\mathbf{m}}_1$$

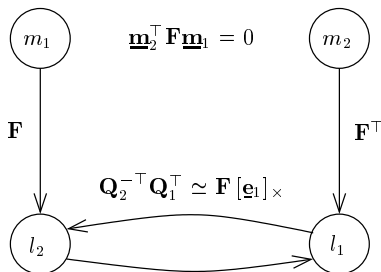
$$\mathbf{F} \simeq \mathbf{K}_2^{-\top} \mathbf{E} \mathbf{K}_1^{-1}$$

$$\mathbf{E} \simeq [\mathbf{t}_{21}]_{\times} \mathbf{R}_{21} = [\mathbf{R}_2 \mathbf{b}]_{\times} \mathbf{R}_{21} = \mathbf{R}_{21} [\mathbf{R}_1 \mathbf{b}]_{\times}$$

$$\underline{\mathbf{e}}_1 \simeq \text{null}(\mathbf{F}), \quad \underline{\mathbf{e}}_2 \simeq \text{null}(\mathbf{F}^\top)$$

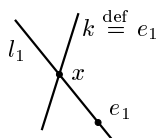
- \mathbf{E} captures the relative pose
- the translation length \mathbf{t}_{21} is lost

\mathbf{E} is homogeneous



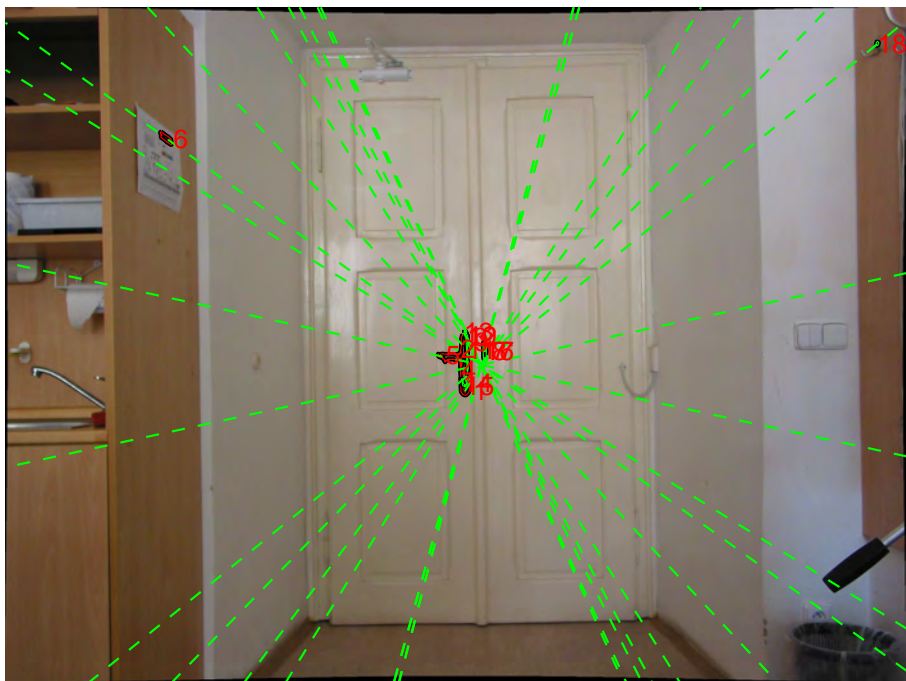
proof of $l_2 \simeq \mathbf{F} [\underline{\mathbf{e}}_1]_{\times} l_1$: line/point transmutation

$$l_2 \simeq \mathbf{F} \underline{\mathbf{x}} \simeq \mathbf{F} (\underline{\mathbf{k}} \times l_1) = \mathbf{F} [\underline{\mathbf{k}}]_{\times} l_1 = \mathbf{F} [\underline{\mathbf{e}}_1]_{\times} l_1$$



$$x \neq e_1, e_1 \notin k: \underline{\mathbf{k}}^\top \underline{\mathbf{e}}_1 = \|\underline{\mathbf{e}}_1\|^2 \neq 0$$

Thank You





**OPPA European Social Fund
Prague & EU: We invest in your future.**
