



**OPPA European Social Fund
Prague & EU: We invest in your future.**

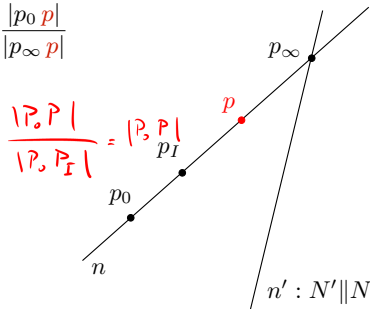
► 1D Projective Coordinates

The 1-D projective coordinate of a point P :

$$[P] = [P_\infty P_0 P_I P] = [p_\infty p_0 p_I p] = \frac{|p_\infty p_I|}{|p_0 p_I|} \frac{|p_0 p|}{|p_\infty p|}$$

P_0 – the origin $[P_0] = 0$
 P_I – the unit point $[P_I] = 1$
 P_∞ – the supporting point $[P_\infty] = \pm\infty$


$[P]$ is equal to Euclidean coordinate along N
 $[p]$ is its measurement in the image plane




Applications

- Given the image of a line N , the origin, the unit point, and the vanishing point, then the Euclidean coordinate of any point $P \in N$ can be determined → see Slide 45
- Finding v.p. of a line through a regular object → see Slide 46

Application: Counting Steps



- Namesti Miru underground station in Prague

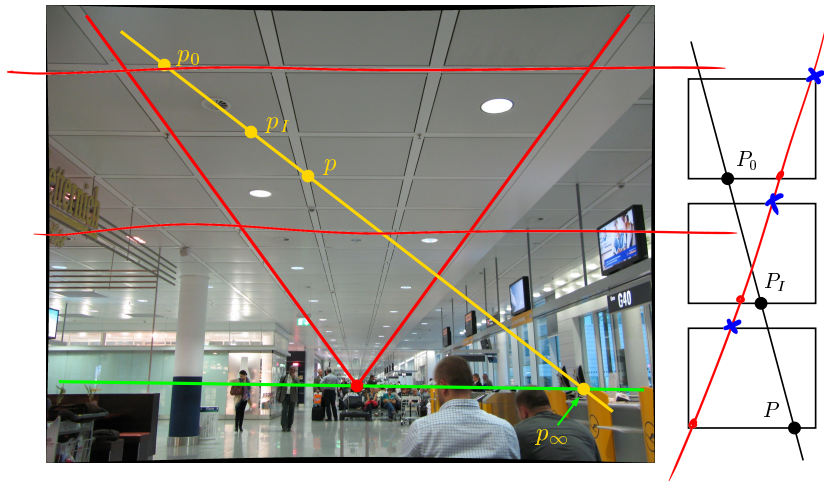


detail around the vanishing point

Result: $[P] = 214$ steps (correct answer is 216 steps)

4Mpx camera

Application: Finding the Horizon from Repetitions



in 3D: $|P_0P| = 2|P_0P_I|$ then [H&Z, p. 218] \otimes P1; 1pt: How high is the camera above the floor?

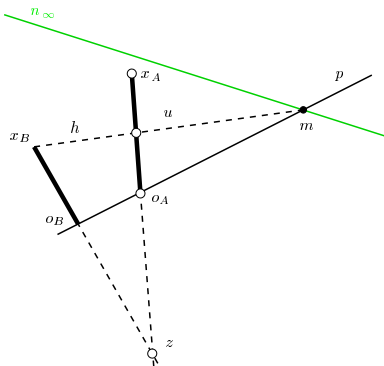

$$|P_\infty P_0 P_I P| = \frac{|P_0 P|}{|P_0 P_I|} = 2 \Rightarrow |p_\infty p_0| = \frac{|p_0 p_I| \cdot |p_0 p|}{|p_0 p| - 2|p_0 p_I|}$$

- could be applied to counting steps (Slide 45)

Homework Problem

⊛ H2; 3pt: What is the ratio of heights of Building A to Building B?

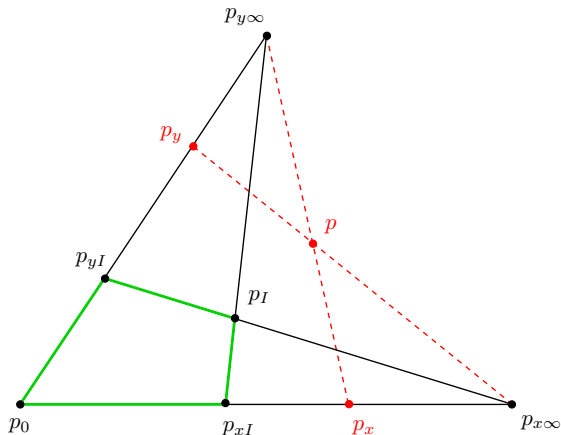
- expected: conceptual solution
- deadline: +2 weeks



Hints

1. what are the properties of line h connecting the top of Building B with the point m at which the horizon is intersected with the line p joining the feet of both buildings? [1 point]
2. how do we actually get the horizon n_∞ ? [1 point] (we do not see it directly, there are hills there)
3. what tool measures the length? [formula = 1 point]

2D Projective Coordinates



$$[P_x] = [P_{x\infty} \ P_0 \ P_{xI} \ P_x]$$

$$[P_y] = [P_{y\infty} \ P_0 \ P_{yI} \ P_y]$$

Application: Measuring on the Floor (Wall, etc)



San Giovanni in Laterano, Rome

- measuring distances on the floor in terms of tile units
- what are the dimensions of the seal? Is it circular (assuming square tiles)?
- needs no explicit camera calibration

because we see the calibrating object (vanishing points)

► Real Camera with Radial Distortion





image with no radial distortion



an extreme case of radial distortion






image undistorted by division model

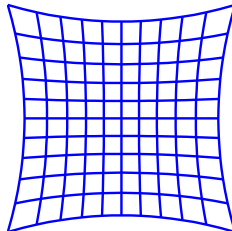
distortion types



none ($\lambda = 0$)

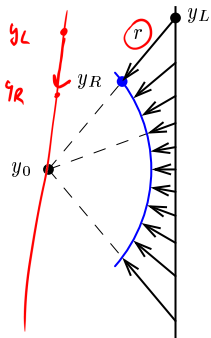


barrel ($\lambda = 0.3$)



pincushion ($\lambda = -0.3$)

► The Radial Distortion Mapping

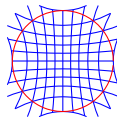
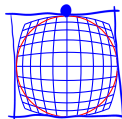



y_0 – center of radial distortion (usually principal point)

y_L – linearly projected point

y_R – radially distorted point

- radial distortion r maps y_L to y_R along the radial direction
- magnitude of the transfer depends on the radius $\|y_L - y_0\|$ only

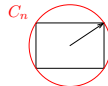


- circles centered at y_0 map to centered circles, lines incident on y_0 map on themselves
- the mapping $r()$ can be scaled to $a r()$ so that a particular circle C_n does not scale

distortion	inside C_n	outside C_n
barrel	expanding	contracting
pincushion	contracting	expanding



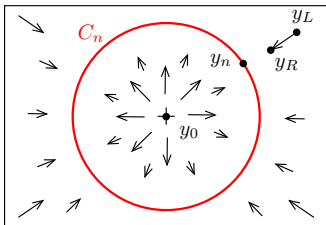
in barrel



in pincushion

- choose boundary point that preserves all image content within the same image size

► Radial Distortion Models



- let $\mathbf{z} = \mathbf{y} - \mathbf{y}_0$ non-homogeneous
- we have $\mathbf{z}_R = r(\mathbf{z}_L)$ \mathbf{z}_L – linear, \mathbf{z}_R – distorted
- but are often interested in $\mathbf{z}_L = r^{-1}(\mathbf{z}_R)$
- \mathbf{y}_n – a no-distortion point on C_n : $r(\mathbf{y}_n) = \mathbf{y}_n$
- $\mathbf{z}_n = \mathbf{y}_n - \mathbf{y}_0$

Division Model single parameter $-1 \leq \lambda < 1$, has an analytic inverse, models even some fish-eye lenses

$$\mathbf{z}_R = \frac{\hat{\mathbf{z}}}{1 + \sqrt{1 + \lambda \frac{\|\hat{\mathbf{z}}\|^2}{\|\mathbf{z}_n\|^2}}}, \quad \text{where } \hat{\mathbf{z}} = \frac{2\mathbf{z}_L}{1 - \lambda} \quad \text{and} \quad \mathbf{z}_L = \frac{1 - \lambda}{1 - \lambda \frac{\|\mathbf{z}_R\|^2}{\|\mathbf{z}_n\|^2}} \mathbf{z}_R$$

$\lambda > 0$ – barrel distortion, $\lambda < 0$ – pincushion distortion

$$\mathbf{z}_L = r^{-1}(\mathbf{z}_R)$$

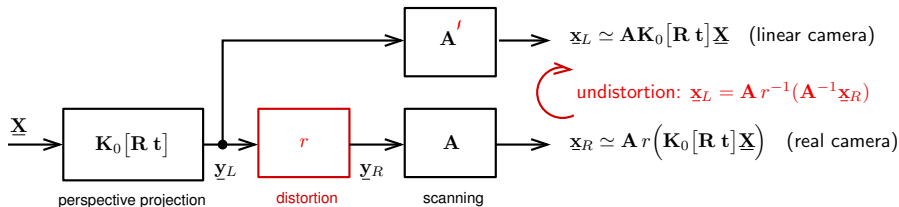
Polynomial Model better fit for $n \geq 3$, no analytic inverse, may lose monotonicity, hard to calibrate

$$\mathbf{z}_L = \frac{D(\mathbf{z}_R; \mathbf{z}_n, \mathbf{k})}{1 + \sum_{i=1}^n k_i} \mathbf{z}_R, \quad D(\mathbf{z}_R; \mathbf{z}_n, \mathbf{k}) = 1 + k_1 \rho^2 + k_2 \rho^4 + \dots + k_n \rho^{2n}, \quad \rho = \frac{\|\mathbf{z}_R\|}{\|\mathbf{z}_n\|}, \quad \mathbf{k} = (k_i)$$

e.g. $k_i \geq 0$ – barrel distortion, $k_i \leq 0$ – pincushion distortion, $i = 1, \dots, n$

Zernike polynomials R_i^0 are a better choice: $R_2^0(\rho) = 2\rho^2 - 1$, $R_4^0(\rho) = 6\rho^4 - 6\rho^2 + 1$, $R_6^0(\rho) = \dots$

► Real and Linear Camera Models



$$\mathbf{K}_0 = \begin{bmatrix} f & 0 & 0 \\ 0 & f & 0 \\ 0 & 0 & 1 \end{bmatrix}$$

'ideal' calibration matrix

$$\mathbf{A}\mathbf{K}_0 = \begin{bmatrix} f & s f & u_0 \\ 0 & a f & v_0 \\ 0 & 0 & 1 \end{bmatrix}$$

$$\mathbf{A} = \begin{bmatrix} 1 & s & u_0 \\ 0 & a & v_0 \\ 0 & 0 & 1 \end{bmatrix}$$

everything affecting radial distortion

center, skew, aspect ratio

r

radial distortion function

(here, it includes conversion from/to homogeneous representation!)

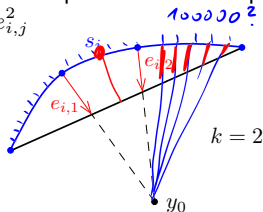
Notes

- assumption: the principal point and the center of radial distortion coincide
- f included in \mathbf{K}_0 to make radial distortion independent of focal length
- \mathbf{A} makes radial lens distortion an elliptic image distortion
- it suffices in practice that r^{-1} is an analytic function (r need not be)

Calibrating Radial Distortion


- radial distortion calibration includes at least 5 parameters: λ, u_0, v_0, s, a

1. detect a set of straight line segment images $\{s_i\}_{i=1}^n$ from a calibration target
2. select a suitable set of k measurement points per segment how to select k ?
3. define invariant radial transfer error per measurement point $e_{i,j}$
and per segment $e_i^2 = \sum_{j=1}^{k-2} e_{i,j}^2$ invariant to rotation, translation



4. minimize total radial transfer error:
$$\arg \min_{\lambda, u_0, v_0, s, a} \sum_{i=1}^n e_i^2$$

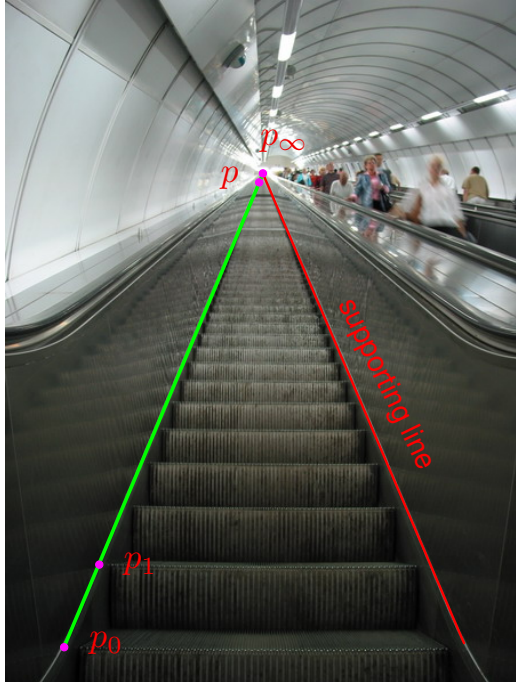
- line segments from real-world images requires segmentation to inliers/outliers inliers = lines that are straight in reality
- marginalisation over the hidden label gives a 'robust' error, e.g.





$$\varepsilon_i^2 = -\log \left(e^{-\frac{e_i^2}{2\sigma^2}} + t \right), \quad t > 0$$

- direct optimization usually suffices but in general such optimization is unstable


Thank You






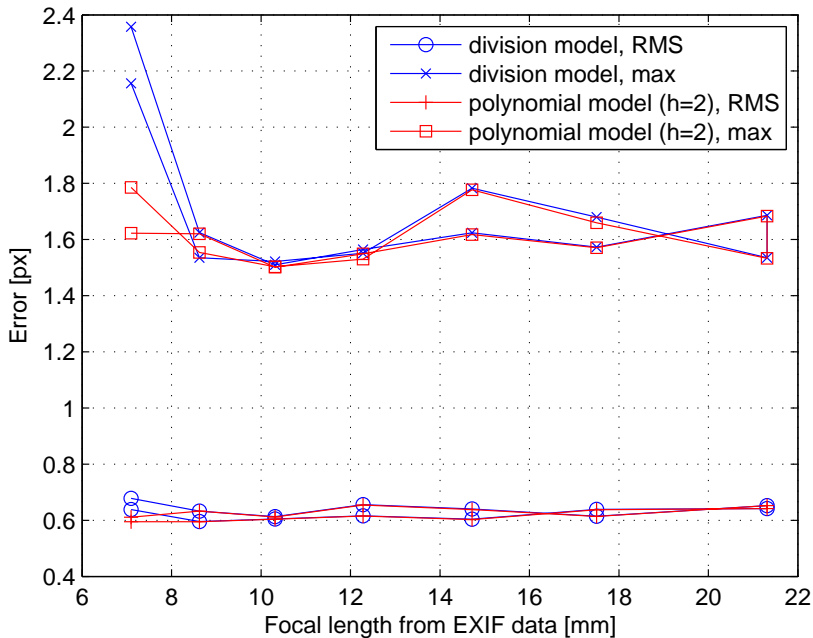


Camera 0, im. 6: Reprojection errors (16x)

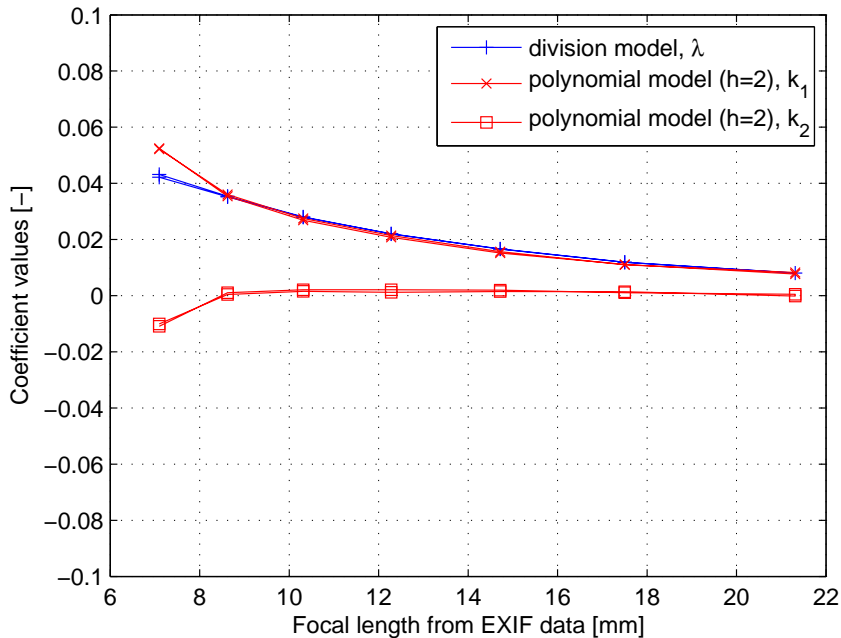




Calibration errors



Radial distortion coefficient values





**OPPA European Social Fund
Prague & EU: We invest in your future.**
