

# Introduction to Robotics

Jan Faigl, Stefan Edelkamp

Department of Computer Science

Faculty of Electrical Engineering

Czech Technical University in Prague

Lecture 01

**B4M36UIR – Artificial Intelligence in Robotics**



# Overview of the Lecture

- Part 1 – Course Organization
  - Course Goals
  - Means of Achieving the Course Goals
  - Evaluation and Exam
- Part 2 – Introduction to Robotics
  - Robots and Robotics
  - Challenges in Robotics
  - What is a Robot?
  - Locomotion



# Part I

## Part 1 – Course Organization



# Course and Lecturers

## ■ B4M36UIR – Artificial Intelligence in Robotics

<https://cw.fel.cvut.cz/b211/courses/uir>

prof. Ing. **Jan Faigl**, Ph.D.

- Center for Robotics and Autonomous Systems (CRAS)  
<http://robotics.fel.cvut.cz>
- **Computational Robotics Laboratory** (CRL)  
<http://comrob.fel.cvut.cz>



prof. Rer. Nat. **Stefan Edelkamp**, Ph.D. (Action Planning)

- Department of Computer Science <http://cs.fel.cvut.cz>
- Artificial Intelligence Center (AIC) <http://aic.fel.cvut.cz>



doc. Ing. **Tomáš Kroupa**, Ph.D. (Game Theory)

- Department of Computer Science <http://cs.fel.cvut.cz>
- Artificial Intelligence Center (AIC) <http://aic.fel.cvut.cz>



# Course Goals

- **Master** (yourself) with applying AI methods in robotic tasks.  
*Labs, homeworks, projects, and exam*
- **Become** familiar with the notion of intelligent robotics and autonomous systems.
- **Acquire** knowledge of robotic data collection planning.
- **Acquire experience** on combining approaches in autonomous robot control programs.  
*Integration of existing algorithms (implementation) in mission planning software and robot control program.*
- **Experience** solution of robotic problems.

*Hands-on experience!*



# Course Organization and Evaluation

- B4M36UIR and BE4M36UIR – Artificial intelligence in robotics
- Extent of teaching: 2(lec)+2(lab);
- Completion: Z,ZK; Credits: 6; (1 ECTS Credit is about 25–30 hours, i.e., about 180 h in the total).
  - Lectures and labs: 3 hours per week, i.e., 42 h in the total;
  - Exam including preparation: 10 h;
  - Tasks and project: about **9 hours per week**.

*Z – ungraded assessment, ZK – exam*

- 
- Ongoing work during the semester – labs' tasks, homeworks, and semestral project.


*Be able to independently work with the computer in the lab (class room).*

- Exam test

- 
- Attendance to labs and successful evaluation of homeworks and semester project.



## Resources and Literature

 Introduction to AI Robotics, *Robin R. Murphy*  
MIT Press, 2000


*First lectures for the background and context*



 The Robotics Primer, *Maja J. Mataric*  
MIT Press, 2007

*First lectures for the background and context*




 Planning Algorithms, *Steven M. LaValle*  
Cambridge University Press, 2006

<http://planning.cs.uiuc.edu>



 Modern Robotics: Mechanics, Planning, and Control,  
*Kevin M. Lynch, Frank C. Park*  
Cambridge University Press, 2017




- **Lectures** – “comments” on the textbooks, slides, and **your notes**.
- **Selected research papers** – further specified during the course..



## Further Books 1/2



**Principles of Robot Motion: Theory, Algorithms, and Implementations,**  
*H. Choset, K. M. Lynch, S. Hutchinson, G. Kantor, W. Burgard, L. E. Kavraki and S. Thrun*  
MIT Press, Boston, 2005



**Introduction to Autonomous Mobile Robots, 2nd Edition,**  
*Roland Siegwart, Illah R. Nourbakhsh, and Davide Scaramuzza*  
MIT Press, 2011



**Computational Principles of Mobile Robotics,**  
*Gregory Dudek and Michael Jenkin*  
Cambridge University Press, 2010





## Further Books 2/2




Robot Motion Planning and Control, *Jean-Paul Laumond*  
Lectures Notes in Control and Information Sciences, 2009

<http://homepages.laas.fr/jpl/book.html>



Probabilistic Robotics,  
*Sebastian Thrun, Wolfram Burgard, Dieter Fox*  
MIT Press, 2005

<http://www.probabilistic-robotics.org/>



Robotics, Vision and Control: Fundamental Algorithms in MATLAB,  
*Peter Corke*  
Springer, 2011

<http://www.petercorke.com/RVC1/>



# Lectures – Winter Semester (WS) Academic Year 2021/2022

- Schedule for the academic year 2021/2022

<http://www.fel.cvut.cz/en/education/calendar.html>

- Lectures:
  - Karlovo náměstí, Room No. KN:E-107, Monday, 11:00–12:30
- 14 teaching weeks

*14 lectures*



## Teachers

- Ing. Miloš Prágr - **Main Point of Contact (POC)**  
*Mobile robot exploration*



- Ing. Jiří Kubík  
*Intro - reactive obstacle avoidance*



- Ing. David Valouch  
*Grid-based planning*



- Ing. Jindřiška Deckerová  
*Data collection planning*



- Ing. Jakub Sláma  
*Motion planning*



- Ing. David Milec  
*Game theory*



- Ing. Petr Čížek  
*Semestral project assessment*



## Communicating Any Issue Related to the Course

- Ask the lab teacher or the lecturer
- Use e-mail for communication
  - Use your **faculty e-mail**
  - **Put UIR or B4M36UIR, BE4M36UIR to the subject of your message**
  - Send copy (Cc) to lecturer and POC or **uir-teachers at fel dot cvut dot cz**



# Computers and Development Tools

- Network boot with home directories (NFS v4)  
*Data transfer and file synchronizations – ownCloud, SSH, FTP, USB*
- Python or/and C/C++ (**gcc** or **clang**)
- Coppeliasim – robotic simulator <http://www.coppeliarobotics.com/>
- Open Motion Planning Library (OMPL) <http://ompl.kavrakilab.org/>
- Sources and libraries provided by **Computational Robotics Laboratory** and **Game Theory** group
- Any other open source libraries
- Gitlab FEL – <https://gitlab.fel.cvut.cz/>
- FEL Google Account – access to Google Apps for Education  
See <http://google-apps.fel.cvut.cz/>
- Information resources (IEEE Xplore, ACM, Science Direct, Springer Link)
  - *IEEE Robotics and Automation Letters (RA-L), IEEE Transactions on Robotics (T-RO), International Journal of Robotics Research (IJRR), Journal of Field Robotics (JFR), Field Robotics (FR), Robotics and Autonomous Robots (RAS), Autonomous Robots (AuRo), etc.*
  - *IEEE/RSJ International Conference on Intelligent Robots and Systems (IROS), Robotics: Science and Systems (RSS), IEEE International Conference on Robotics and Automation (ICRA), European Conference on Mobile Robots (ECMR), etc.*



## Tasks – Labs, Homeworks, and Project

- Task assignments during the labs that are expected to be solved partially during the labs, but most likely as homeworks using.

**BRUTE** – <https://cw.felk.cvut.cz/upload>

- Mandatory homeworks (50 pts) organized in four thematic topics.

- **Autonomous robotic information gathering (15 pts)**

*Exploration – robot control, sensing, and mapping*

- **Multi-goal planning (10 pts)**

- **Randomized sampling-based planning (10 pts)**

- **Game theory in robotics (15 pts)**

*+5 bonus pts*

- One bonus task on **Incremental Path Planning (5 pts)**

- Project can be scored up to (30 pts )



# Tasks – Labs and Homeworks

- **Autonomous robotic information gathering (15 points)**
  - T1a-control (3 points) – Open-loop robot motion control
  - T1b-reactive (3 points) – Reactive obstacle avoidance
  - T1c-map (3 points) – Map building (*map building of sensory perception*)
  - T1d-plan (3 points) – Grid based path planning
  - T1e-expl (3 points) – Mobile robot exploration
- Bonus T1-bonus (5 points) – Incremental path planning (D\* Lite)
- **Multi-goal path planning (MTP) – TSP-like problem formulations (10 points)**
  - T2a-tspn (3 points) – Traveling Salesman Problem with Neighborhood (TSPN)
  - T2b-dtspn (7 points) – Curvature-constrained MTP – Dubins TSPN
- **Randomized sampling-based planning (10 points)**
  - T3a-samp1 (3 points) – Randomized sampling-based motion planning
  - T3b-rrt (7 points) – Asymptotically optimal sampling-based motion planning
- **Game theory in robotics (15 points)**
  - T4a (3 points) – Greedy policy in pursuit-evasion
  - T4b (9 points) – Value-iteration policy in pursuit-evasion
  - T4c (3 points) – Patrolling in polygonal environment
- All tasks must be submitted to award the ungraded assessment and **late submission are penalized!**
- The minimal scoring from homeworks is 30 points.
- **Final deadline is 8.1.2022 @ 23:59 CET.**

*Robotic information gathering*



# Project

- **Autonomous robotic information gathering** (up to **30** points)
  - Implement full exploration pipeline with CoppeliaSim.
- Minimal required scoring from the project is **10 points!**
  - Can be done using first tasks into full autonomous exploration pipeline, but must be perfect.
- Additional extensions are expected, e.g., in
  - Multi-robot exploration;
  - Advanced exploration strategie, e.g., MinPos, MCTS-based, Task-allocation, MTSP, etc.;
  - Information theoretic-based decision-making;
  - Distributed and decentralized approaches.
- **Project evaluation is a part of the exam.**

*It supports distribution of the workload during the semester, but requires to be responsible.*

- **Evaluation in seven days** from the exam date.
- At least 4 (no less than weekly distant) terms during the exam period 10.1.–13.2.2022.  
(Mon) 10.01.2022; (Mon) 17.01.2022; (Mon) 31.01.2022; (Mon) 07.02.2022;
- Plan your submission carefully and submit only the final version.
- Early assessment for exchange students possible (consult with the POC).





## Course Evaluation

Points	Maximum Points	Required Minimum Points
Homeworks	50	30
Bonus Homework	5	0
Project (Evaluated at exam)	30	10
Exam test	20	10
Total	105 points	50

- All homeworks have to be submitted with at least **30 points** for ungraded assessment.  
*All homeworks must pass the evaluation.*
- The course can be passed with **ungraded assessment** and **exam**.



## Grading Scale

Grade	Points	Mark	Evaluation
A	$\geq 90$	1	Excellent
B	80–89	1,5	Very Good
C	70–79	2	Good
D	60–69	2,5	Satisfactory
E	50–59	3	Sufficient
F	$< 50$	4	Fail



## Overview of the Lectures

1. Course information, Introduction to (AI) robotics (*SE*)
2. Robotic paradigms and control architectures (*SE*)
3. Path planning - Grid and graph-based path planning methods (*JF*)
4. Robotic information gathering - Mobile robot exploration (*JF*)
5. Multi-goal planning (*JF*)
6. Data collection planning (*JF*)
7. Curvature-constrained data collection planning (*JF*)
8. Randomized sampling-based motion planning methods (*JF*)
9. Visibility based pursuit evaluation games (*TK*)
10. Patrolling games (*TK*)
11. Temporal Task-Motion Planning (*SE*)
12. Multi-robot planning (*JF*)
13. *Reserve – Invited talk*
14. *Reserve – Invited talk / Exam Test*



# Part II

## Part 2 – Introduction to Robotics




# Outline

- Robots and Robotics
- Challenges in Robotics
- What is a Robot?
- Locomotion



# What is Understood as Robot?




*Rossum's Universal Robots (R.U.R.)*



*Industrial robots*



*Cyberdyne T-800*



*NS-5 (Sonny)*

*Artificial Intelligence (AI) is probably most typically understood as an intelligent robot*  
B4M36UIR – Lecture 01: Introduction to Robotics



## Intelligent Robots

- React to the environment – sensing.
- Adapt to the current conditions.
- Make decision and new goals.

*E.g., in robotic exploration.*



- Even though they are autonomous systems, the behaviour is relatively well defined.
- Adaptation and ability to solve complex problems are implemented as algorithms and techniques of **Artificial Intelligence**.

*In addition to mechanical and electronical design, robot control, sensing, etc.*



## Stationary vs Mobile Robots

- Robots can be categorized into two main groups.



Stationary (industrial) robots

- Stationary robots – defined (limited) working space, but efficient motion is needed.
  - **Motion planning tasks** is a challenging problem.
- Mobile robot – it can move, and therefore, it is necessary to address the problem of **navigation**.



Mobile robots






## Stationary Robots

- Conventional robots need separated and human inaccessible working space because of safety reasons.
- Collaborative robots share the working space with humans.



## Types of Mobile Robots

- According to environment: ground, underground, aerial, surface, and underwater.
- Based on the locomotion: wheeled, tracked, legged, modular.



# Outline

- Robots and Robotics
- Challenges in Robotics
- What is a Robot?
- Locomotion



# Challenges in Robotics

- Autonomous vehicles – cars, delivery, etc.
- Consumable robots – toys, vacuum cleaner, lawn mover, pool cleaner
- Robotic companions
- Search and rescue missions
- Extraterrestrial exploration
- Robotic surgery
- Multi-robot coordination

In addition to other technological challenges, new efficient AI algorithms have to be developed to address the nowadays and future challenges.



# Robotic Surgery

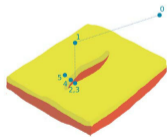
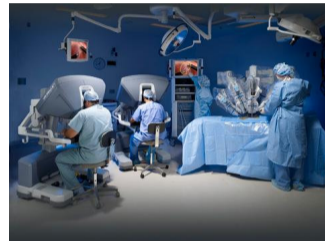
- Evolution of Laparoscopic Surgery

Complex operations with shorter postoperative recovery

- Precise robotic manipulators and teleoperated surgical robotic systems

- Further step is automation of surgical procedures.

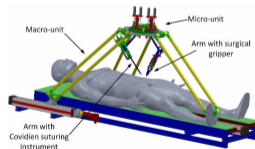
*One of the main challenges is planning and navigation in tissue.*



Tissue model



Robotic arm of the Da Vinci surgical system



Concept of the surgical system



Surgical droid 2-1B



## Artificial Intelligence and Robotics

Artificial Intelligence (AI) field originates in 1956 with the summary that a intelligent machine needs:


- Internal models of the world;
- Search through possible solutions;
- Planning and reasoning to solve problems;
- Symbolic representation of information;
- Hierarchical system organization;
- Sequential program execution.

M. Mataric, *Robotic Primer*

- AI-inspired robot – [Shakey](#)

Artificial Intelligence laboratory of Stanford Research Institute (1966–1972)

- Shakey – perception, geometrical map building, planning, and acting – early AI-inspired robot with [purely deliberative control](#).



## Robotics in B4M36UIR

- Fundamental problems related to motion planning and mission planning with mobile robots.
- The discussed motion planning methods are general and applicable also into other domains and different robotic platforms including stationary robotic arms.
- **Robotics is interdisciplinary field**
  - Electrical, mechanical, control, and computer engineering;
  - **Computer science** fields such as machine learning, artificial intelligence, computational intelligence, machine perception, etc.
  - Human-Robot interaction and cognitive robotics are also related to psychology, brain-robot interfaces to neuroscience, robotic surgery to medicine, etc.

*In B4M36UIR, we will touch a small portion of the whole field, mostly related to motion planning and mission planning that can be “encapsulated” as **robotic information gathering**.*



# Outline

- Robots and Robotics
- Challenges in Robotics
- What is a Robot?
- Locomotion






# What is a Robot?

A robot is an autonomous system which exists in the physical world, can sense its environment, and can act on it to achieve some goals.

- The robot has a physical body in the physical world – **embodiment**.
- The robot has **sensors** and it can **sense/perceive** its environment.
- A robot has effectors and actuators – it can **act** in the environment.
- A robot has **controller** which enables it to be **autonomous**.



# Embodiment

- The robot body allows the robot to act in the physical world.

*E.g., to go, to move objects, etc.*

- Software agent is not a robot.
- Embodied robot is under the same physical laws as other objects.
  - Cannot change shape or size arbitrarily
  - It must use actuators to move
  - It needs energy
  - It takes some time to speed up and slow down
- Embodied robot has to be aware of other bodies in the world.
  - Be aware of possible collisions.
- The robot body influences how the robot can move.

*Notice, faster robots look smarter..*



## Sensing / Perception

- Sensors are devices that enable a robot to perceive its physical environment to get information about itself and its surroundings.
- **Exteroceptive** sensors and **proprioceptive** sensors.
- Sensing allows the robot to know its **state**.
- State can be **observable**, **partially observable**, or **unobservable**.
  - State can be **discrete** (e.g., on/off, up/down, colors) or **continuous** (velocity).
  - **State space** consists of all possible states in which the system can be
    - **space** refers to all possible values.
  - **External state** – the state of the world as the robot can sense it.
  - **Internal state** – the state of the robot as the robot can perceive it.





*E.g., remaining battery.*





## Sensors

- **Proprioceptive sensors** – measure internal state, e.g., encoders, inclinometer, inertial navigation systems (INS), compass, but also Global Navigation Satellite System (GNSS), e.g., GPS, GLONASS, Galileo, BeiDou.
- **Exteroceptive (proximity) sensors** – measure objects relative to the robot.
  - **Contact sensors** – e.g., mechanical switches, physical contact sensors that measure the interaction forces and torques, tactile sensors etc.
  - **Range sensors** – measure the distance to objects, e.g., sonars, lasers, IR, RF, time-of-flight.
  - **Vision sensors** – complex sensing process that involves extraction, characterization, and information interpretation from images.



## Action

- **Effectors** enable a robot to take an action.
  - They use underlying mechanisms such as muscles and motors called **actuators**.
- Effectors and actuators provide two main types of activities
  - **Locomotion** – moving around;
    - Mobile robotics – robots that move around*
  - **Manipulation** – handling objects.
    - Robotic arms*
- Locomotion mechanisms – wheels, legs, modular robots, but also propellers etc.




*With more and more complex robots, a separation between mobile and manipulator robots is less strict and robots combine mobility and manipulation.*



## Effectors and Actuators

- **Effector** – any device on a robot that has an effect on the environment.
- **Actuator** – a mechanism that allows the effector to execute an action or movement, e.g., motors, pneumatics, chemically reactive materials, etc.
- Electric motors – Direct-Current (DC) motors, gears,
  - **Servo motors** – can turn their shaft to a specific position.

DC motor + gear reduction + position sensor + electronic circuit to control the motor



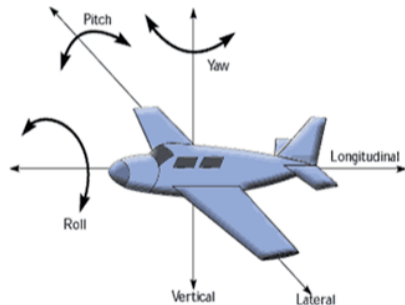
Hexapod with 3 servo motors (joints) per each leg has 18 servo motors in the total..



## Degrees of Freedom (DOF)

- **Degree of Freedom (DOF)** is the minimal required number of independent parameters to completely specify the motion of a mechanical system. *It defines how the robot can move.*  
In 3D space, a body has usually 6 DOF (by convention).

- **Translational DOF** –  $x, y, z$ .
- **Rotational DOF** – *roll, pitch, and yaw*.



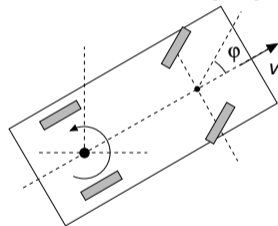
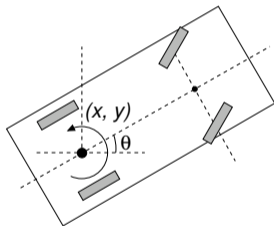
- **Controllable DOF (CDOF)** – the number of the DOF that are controllable, i.e., a robot has an actuator for such DOF.



## DOF vs CDOF

- If a vehicle moves on a surface, e.g., a car, it actually moves in 2D.
- The body is at the position  $(x, y) \in \mathbb{R}^2$  with an orientation  $\theta \in \mathbb{S}^1$ .
- A car in a plane has  $\text{DOF} = 3$ ,  $(x, y, \theta)$  but  $\text{CDOF}=2$ ,  $(v, \varphi)$ .

*Only forward/reverse direction and steering angle can be controlled.*



*That is why a parallel parking is difficult*

- A car cannot move in an arbitrary direction, but 2 CDOF can get car to any position and orientation in 2D.
- To get to a position, the car follows a **continuous trajectory (path)**, but with **discontinuous velocity**.


*Uncontrollable DOF makes the movement more complicated.*





## Ratio of CDOF to the Total DOF

- The ratio of Controllable DOF (CDOF) to the Total DOF (TDOF) represents how easy is to control the robot movement.
- **Holonomic** (CDOF=TDOF, the ratio is 1) – holonomic robot can control all of its DOF.
- **Nonholonomic** (CDOF<TDOF, the ratio < 1) – a nonholonomic robot has more DOF that it can control. *E.g., a car.*
- **Redundant** (CDOF>TDOF, the ratio > 1) – a redundant robot has more ways of control.



17 CDOF



6 DOF Hexapod



24 TDOF, 18 CDOF Hexapod walking robot



# Outline

- Robots and Robotics
- Challenges in Robotics
- What is a Robot?
- Locomotion



# Locomotion

- **Locomotion** refers how the robot body moves from one location to another location.

*From the Latin Locus (place) and motion*

- The most typical effectors and actuators for ground robots are **wheels** and **legs**.
- Most of the robots need to be **stable** to work properly.

- **Static stability** – a robot can stand, it can be static and stable.

*Biped robots are not statically stable, more legs make it easier. Most of the wheeled robots are stable.*

- **Statically stable walking** – the robot is stable all the times.

*E.g., hexapod with tripod gait.*

- **Dynamic stability** – the body must actively balance or move to remain stable, the robots are called dynamically stable.

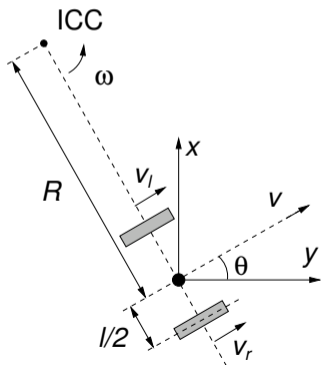
*E.g., inverse pendulum.*



## Locomotion – Wheel Robots

- One of the most simple wheeled robots is **differential drive** robot.
  - It has two driven wheels on a common axis.
  - It may use a castor wheel (or ball) for stability.
  - It is nonholonomic robot.

*Omnidirectional robot is holonomic robot.*



- $v_l$  and  $v_r$  are velocities along the ground of the left and right wheels, respectively.

$$\omega = \frac{v_r - v_l}{l}, \quad R = \frac{l}{2} \frac{v_l + v_r}{v_r - v_l}$$

- For  $v_l = v_r$ , the robot moves straight ahead.

*R is infinite.*

- For  $v_l = -v_r$ , the robot rotates in a place.

*R is zero.*

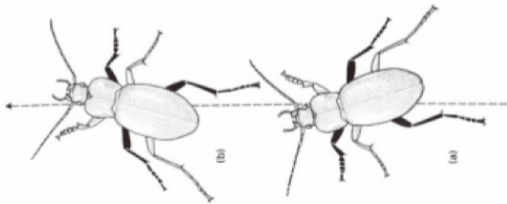
- Simple motion control can be realized in a turn-move like schema

Further motion control using path following or trajectory following approaches with feedback controller based on the position of the robot to the path / trajectory.

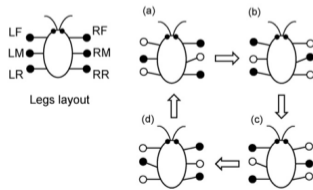


## Locomotion – Legged Robots (Gaits)

- **Gait** is a way how a legged robot moves.
- A gait defines the order how the individual legs lift and lower and also define how the foot tips are placed on the ground.
- Properties of gaits are: stability, speed, energy efficiency, robustness (how the gait can recover from some failures), simplicity (how complex is to generate the gait).
- A typical gait for hexapod walking robot is **tripod** which is stable as at least three legs are on the ground all the times.



Gullan et al., The Insects: An outline of entomology, 2005

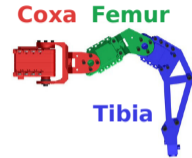
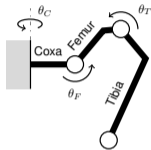


Iida et al. 2008



## Locomotion of Hexapod Walking Robot

- Six identical leg each consisting of three parts called **Coxa**, **Femur**, and **Tibia** (3 DoF).

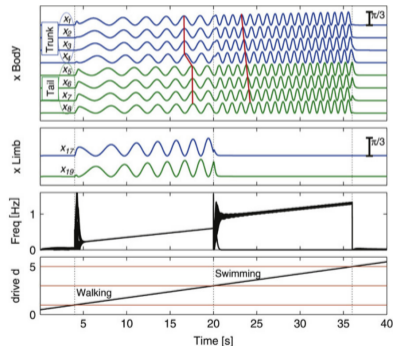
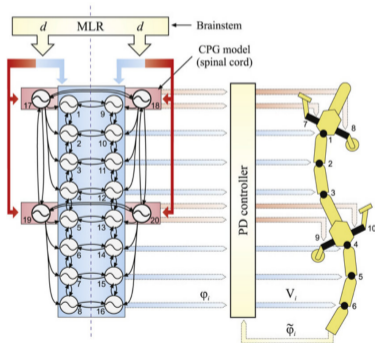


- The movement is a coordination of the **stance** and **swing** phases of the legs defined by the gait, e.g., tripod.
- A **stride** is a combination of the leg movement with the foot tip on the ground (during the **stance phase**) and the leg movement in a particular direction (in the **swing phase**) within one **gait cycle**.
- $T_{Stance}$ ,  $T_{Swing}$ , and  $T_{Stride} = T_{Stance} + T_{Swing}$  defines the **duty factor**  $\beta = T_{Stance} / T_{Stride}$ .  
Tripod  $\beta = 0.5$
- Various gaits can be created by different sequences of stance and swing phases.



## Central Pattern Generator (CPG)

- **Central Pattern Generators (CPGs)** – are neural circuits to produce rhythmic patterns for various activities, i.e., locomotor rhythms to control a periodic movement of particular body parts.
- Salamander CPG with 20 amplitude-controlled phase oscillators.



Auke Jan Ijspeert, Neural Networks, 2008

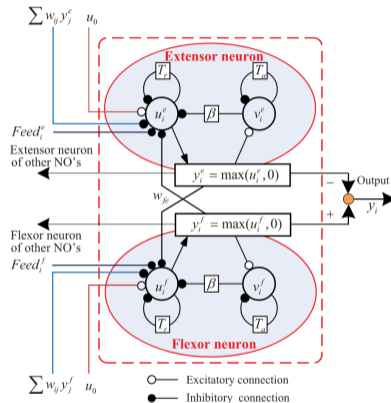


## Example of Rhythmic Pattern Oscillator

- Matsuoka oscillator model based on biological concepts of the extensor and flexor muscles.
- Van der Pol oscillator

$$\frac{d^2x}{dt^2} - \mu(1 - x^2)\frac{dx}{dt} + x = 0.$$

- The rhythmic patterns define the trajectory of the leg end point (foot tip).
- Joint angles can be computed from the foot tip coordinates using the **Inverse Kinematics**.



Matsuoka, K. (1985). Sustained oscillations generated by mutually inhibiting neurons with adaptation. *Biological Cybernetics* 52, 367—376

An example of simple CPG to control hexapod walking robot will be shown during the labs.





# Control Architectures

- A single control rule may provide simple robot behaviour.

Notice, controller can be feed-forward (open-loop) or feedback controller with vision based sensing.

- Robots should do more than just avoiding obstacles.
- The question is “How to combine multiple controllers together?”
- **Control architecture** is a set of guiding principles and constraints for organizing the robot control system.
  - Guidelines to develop the robotic system to behave as desired.

It is not necessary to know control architectures for simple robotic demos and tasks. But it is highly desirable to be aware of architectures for complex robots.



# Summary of the Lecture



# Topics Discussed

- Information about the Course
- Overview of robots, robotics, and challenges
  - Robot – Embodied software agent
  - Sensor, Controller, Actuators
  - Degrees of Freedom (DOF) and Controllable DOF
  - Mobile Robot Locomotion
  - Locomotion Gaits for Legged Robots
  - Central Pattern Generator
  
- Next: Robotic Paradigms and Control Architectures



# Topics Discussed

- Information about the Course
- Overview of robots, robotics, and challenges
  - Robot – Embodied software agent
  - Sensor, Controller, Actuators
  - Degrees of Freedom (DOF) and Controllable DOF
  - Mobile Robot Locomotion
  - Locomotion Gaits for Legged Robots
  - Central Pattern Generator
  
- Next: Robotic Paradigms and Control Architectures

